

Monitoraggio fiume Merse		Misure parametri fisico/chimici in situ (eseguite su campione tal quale)					
		Data 28-dic-06					
Punto di misura	Codice	pH unità	EC mS/cm	T °C	ORP mv	DO mg/l	NOTE
Uscita miniera Campiano	RIB	4.10	2,960	28.3	204	2.53	
Uscita miniera Campiano	RIB	3.68	3,340	29.6			Lettura strumenti in continuo, portata 9,1- 9,3 l/s
Scarico depuratore	DEP	8.92	4,520	24.5	77	3.80	
Pozzo Serpieri alto	SER1	3.41	2,530	21.6	453	2.86	LS 27,29
Pozzo Serpieri basso	SER2	3.04	4,610	24.3	316	3.16	
Fosso Ribudelli	R1	7.03	528	4.5	82	10.73	deflusso
Fosso Ribudelli tra disc e DEP	R1B						
Fosso Ribudelli tra DEP e Merse	R1C						
F. Merse Gabellino	M3						Asciutto
F. Merse monte Ribudelli	M1	7.41	795	5.2	68	10.65	
F. Merse valle Ribudelli	M2	7.74	1,369	7.6	78	10.24	
F. Merse ponte ex SS441	M4	7.94	932	6.0	122	10.00	
F. Merse guado per Luriano	M5	6.85	1,715	18.5	143	6.53	
Sorgente Le vene di Ciciano	LVE	6.73	1,827	20	149	4.93	
Fonte del Niccolo	NIC	7.36	726	10.9	128	7.62	
Sondaggio Minerario	SMI	6.25	2450	13.5	-18.8	1.52	
Sorgente Fontino	LFO	5.99	988	12.7	-22	2.68	
Fonteverdi	FVE	7.38	660	12.9	158	6.38	
Sorgente Boccheggiano	BOC	7.88	647	10.8	126	8.48	
Sorgente Reticaggio	RET	8.15	570	11	124	6.72	
Fonte Asciutta	FAS	7.54	537	11.2	180	7.98	
Pozzo Gabellino	GAB	7.60	659	5.6	173	8.17	

Pozzo Serpieri - Sonda superficiale periodo 22-11-2006 - 28-12-2006

Data	Ora	Data completa	Temp	pH	EC	Sal	ORP	DO%	DO	Battente acqua	Quota	Batt	Livello statico misurato
DDMMYY	HHMMSS	DDMMYYHHMM	°C	Units	µS/cm	ppt	mV	Sat	mg/l	m	m slm	Volts	m slm
22/11/2006	16.45.00	22/11/06 16.45	22.77	4.15	2210	0.55	577	3.8	0.32	10.63	414.14	12.2	
22/11/2006	17.45.00	22/11/06 17.45	22.76	4.11	2280	0.57	583	3.6	0.31	10.64	414.15	12.2	
22/11/2006	18.45.00	22/11/06 18.45	22.79	4.09	2300	0.57	587	3.1	0.27	10.64	414.15	12.2	
22/11/2006	19.45.00	22/11/06 19.45	22.78	4.08	2310	0.57	589	2.9	0.25	10.65	414.16	12.1	
22/11/2006	20.45.00	22/11/06 20.45	22.77	4.07	2314	0.58	590	3.2	0.27	10.65	414.16	12.1	
22/11/2006	21.45.00	22/11/06 21.45	22.79	4.06	2314	0.58	591	3	0.26	10.67	414.18	12.1	
22/11/2006	22.45.00	22/11/06 22.45	22.76	4.06	2310	0.57	592	2.9	0.25	10.67	414.18	12.1	
22/11/2006	23.45.00	22/11/06 23.45	22.76	4.05	2314	0.58	593	3.3	0.28	10.67	414.18	12.1	
23/11/2006	0.45.00	23/11/06 0.45	22.77	4.05	2314	0.58	593	3	0.26	10.67	414.18	12.1	
23/11/2006	1.45.00	23/11/06 1.45	22.76	4.05	2310	0.57	594	2.8	0.24	10.67	414.18	12.1	
23/11/2006	2.45.00	23/11/06 2.45	22.74	4.05	2308	0.57	594	2.9	0.25	10.68	414.19	12	
23/11/2006	3.45.00	23/11/06 3.45	22.75	4.05	2310	0.57	595	3.2	0.28	10.68	414.19	12	
23/11/2006	4.45.00	23/11/06 4.45	22.77	4.05	2306	0.57	595	2.6	0.22	10.69	414.2	12	
23/11/2006	5.45.00	23/11/06 5.45	22.77	4.05	2308	0.57	595	2.8	0.24	10.69	414.2	12	
23/11/2006	6.45.00	23/11/06 6.45	22.79	4.04	2308	0.57	596	2.7	0.23	10.69	414.2	12	
23/11/2006	7.45.00	23/11/06 7.45	22.79	4.04	2302	0.57	597	2.3	0.2	10.69	414.2	12	
23/11/2006	8.45.00	23/11/06 8.45	22.79	4.04	2306	0.57	597	2.8	0.24	10.7	414.21	11.9	
23/11/2006	9.45.00	23/11/06 9.45	22.8	4.04	2302	0.57	596	3	0.26	10.71	414.22	11.9	
23/11/2006	10.45.00	23/11/06 10.45	22.76	4.04	2298	0.57	596	2.5	0.22	10.71	414.22	11.9	
23/11/2006	11.45.00	23/11/06 11.45	22.74	4.04	2300	0.57	597	2.8	0.24	10.7	414.21	11.8	
23/11/2006	12.45.00	23/11/06 12.45	22.75	4.04	2298	0.57	597	2.9	0.25	10.7	414.21	11.8	
23/11/2006	13.45.00	23/11/06 13.45	22.79	4.04	2298	0.57	597	2.6	0.22	10.71	414.22	11.8	
23/11/2006	14.45.00	23/11/06 14.45	22.76	4.04	2294	0.57	597	2.6	0.22	10.72	414.23	11.8	
28/11/2006	15.37.41	28/11/06 15.37	22.75	2.74	2733	1.42	627	18.7	1.6	10.03	414.19	11.1	
28/11/2006	16.37.41	28/11/06 16.37	22.75	2.72	2737	1.42	630	18.6	1.58	10.03	414.19	11.1	
28/11/2006	17.37.41	28/11/06 17.37	22.76	2.7	2740	1.42	620	18.5	1.58	10.04	414.2	11.1	
28/11/2006	18.37.41	28/11/06 18.37	22.77	2.69	2740	1.42	617	18	1.54	10.04	414.2	11.1	
28/11/2006	19.37.41	28/11/06 19.37	22.74	2.69	2742	1.42	639	18.4	1.57	10.04	414.2	11	
28/11/2006	20.37.41	28/11/06 20.37	22.77	2.68	2744	1.42	616	18	1.54	10.04	414.2	11.1	
28/11/2006	21.37.41	28/11/06 21.37	22.75	2.67	2743	1.42	631	18.2	1.55	10.04	414.2	11.1	
28/11/2006	22.37.41	28/11/06 22.37	22.76	2.67	2745	1.42	622	18	1.54	10.04	414.2	11.1	
28/11/2006	23.37.41	28/11/06 23.37	22.74	2.67	2742	1.42	642	18.5	1.58	10.03	414.19	11.1	
29/11/2006	0.37.41	29/11/06 0.37	22.77	2.66	2743	1.42	599	17.6	1.5	10.03	414.19	11.1	
29/11/2006	1.37.41	29/11/06 1.37	22.76	2.66	2742	1.42	621	18	1.53	10.03	414.19	11.1	
29/11/2006	2.37.41	29/11/06 2.37	22.74	2.66	2741	1.42	643	18.4	1.57	10.04	414.2	11.1	
29/11/2006	3.37.41	29/11/06 3.37	22.77	2.65	2743	1.42	614	17.5	1.49	10.03	414.19	11.1	
29/11/2006	4.37.41	29/11/06 4.37	22.76	2.65	2743	1.42	617	18	1.53	10.02	414.18	11.1	
29/11/2006	5.37.41	29/11/06 5.37	22.78	2.65	2741	1.42	613	17.6	1.5	10.03	414.19	11.1	
29/11/2006	6.37.41	29/11/06 6.37	22.74	2.65	2741	1.42	640	18.1	1.55	10.03	414.19	11.1	
29/11/2006	7.37.41	29/11/06 7.37	22.77	2.65	2741	1.42	611	17.5	1.49	10.03	414.19	11.1	
29/11/2006	8.37.41	29/11/06 8.37	22.75	2.64	2742	1.42	625	18	1.53	10.03	414.19	11.1	
29/11/2006	9.37.41	29/11/06 9.37	22.78	2.64	2743	1.42	604	17.4	1.48	10.04	414.2	11.1	
29/11/2006	10.37.41	29/11/06 10.37	22.77	2.64	2743	1.42	616	17.6	1.5	10.05	414.21	11.1	
29/11/2006	11.37.41	29/11/06 11.37	22.74	2.64	2744	1.42	637	18	1.54	10.04	414.2	11.1	
29/11/2006	12.37.41	29/11/06 12.37	22.77	2.64	2745	1.42	609	17.4	1.48	10.04	414.2	11.1	
29/11/2006	13.37.41	29/11/06 13.37	22.74	2.64	2744	1.42	636	18	1.54	10.04	414.2	11.1	
29/11/2006	14.37.41	29/11/06 14.37	22.75	2.64	2745	1.42	628	17.7	1.51	10.04	414.2	11.1	
29/11/2006	15.37.41	29/11/06 15.37	22.74	2.63	2745	1.42	629	17.9	1.53	10.04	414.2	11.1	
29/11/2006	16.37.41	29/11/06 16.37	22.75	2.63	2745	1.42	627	17.6	1.5	10.04	414.2	11.1	
29/11/2006	17.37.41	29/11/06 17.37	22.76	2.63	2747	1.42	608	17.4	1.49	10.04	414.2	11.1	
29/11/2006	18.37.41	29/11/06 18.37	22.75	2.63	2746	1.42	623	17.7	1.51	10.05	414.21	11.1	
29/11/2006	19.37.41	29/11/06 19.37	22.75	2.63	2746	1.42	615	17.5	1.49	10.05	414.21	11.1	
29/11/2006	20.37.41	29/11/06 20.37	22.74	2.63	2748	1.42	633	17.8	1.52	10.03	414.19	11.1	
29/11/2006	21.37.41	29/11/06 21.37	22.75	2.63	2748	1.42	624	17.5	1.49	10.05	414.21	11.1	
29/11/2006	22.37.41	29/11/06 22.37	22.76	2.63	2749	1.42	611	17.3	1.48	10.04	414.2	11.1	
29/11/2006	23.37.41	29/11/06 23.37	22.77	2.63	2751	1.43	596	17.1	1.46	10.06	414.22	11	

Pozzo Serpieri - Sonda superficiale periodo 22-11-2006 - 28-12-2006

Data	Ora	Data completa	Temp	pH	EC	Sal	ORP	DO%	DO	Battente acqua	Quota	Batt	Livello statico misurato
DDMMYY	HHMMSS	DDMMYYHHMM	°C	Units	µS/cm	ppt	mV	Sat	mg/l	m	m slm	Volts	m slm
30/11/2006	0.37.41	30/11/06 0.37	22.74	2.63	2750	1.43	628	17.7	1.51	10.04	414.2	11.1	
30/11/2006	1.37.41	30/11/06 1.37	22.75	2.63	2750	1.43	627	17.2	1.47	10.05	414.21	11	
30/11/2006	2.37.41	30/11/06 2.37	22.73	2.63	2750	1.43	635	17.9	1.53	10.05	414.21	11.1	
30/11/2006	3.37.41	30/11/06 3.37	22.76	2.62	2750	1.43	628	17.3	1.48	10.06	414.22	11.1	
30/11/2006	4.37.41	30/11/06 4.37	22.73	2.62	2750	1.43	630	17.8	1.52	10.06	414.22	11.1	
30/11/2006	5.37.41	30/11/06 5.37	22.73	2.62	2751	1.43	637	17.7	1.51	10.06	414.22	11	
30/11/2006	6.37.41	30/11/06 6.37	22.75	2.62	2752	1.43	621	17.4	1.48	10.06	414.22	11	
30/11/2006	7.37.41	30/11/06 7.37	22.76	2.62	2752	1.43	606	17.1	1.46	10.06	414.22	11	
30/11/2006	8.37.41	30/11/06 8.37	22.73	2.62	2751	1.43	637	17.8	1.52	10.07	414.23	11	
30/11/2006	9.37.41	30/11/06 9.37	22.72	2.62	2751	1.43	631	17.8	1.52	10.07	414.23	11	
30/11/2006	10.37.41	30/11/06 10.37	22.75	2.62	2752	1.43	614	17.4	1.49	10.08	414.24	11	
30/11/2006	11.37.41	30/11/06 11.37	22.76	2.62	2752	1.43	613	17.1	1.46	10.08	414.24	11	
30/11/2006	12.37.41	30/11/06 12.37	22.77	2.62	2753	1.43	607	16.9	1.44	10.07	414.23	11	
30/11/2006	13.37.41	30/11/06 13.37	22.73	2.62	2751	1.43	630	17.7	1.51	10.06	414.22	11	
30/11/2006	14.37.41	30/11/06 14.37	22.76	2.62	2753	1.43	607	16.9	1.44	10.06	414.22	11	
30/11/2006	15.37.41	30/11/06 15.37	22.76	2.62	2754	1.43	614	17.1	1.46	10.06	414.22	11	
30/11/2006	16.37.41	30/11/06 16.37	22.72	2.62	2754	1.43	631	17.8	1.52	10.06	414.22	11	
30/11/2006	17.37.41	30/11/06 17.37	22.72	2.62	2752	1.43	638	17.7	1.51	10.07	414.23	11	
30/11/2006	18.37.41	30/11/06 18.37	22.72	2.62	2753	1.43	636	17.6	1.5	10.07	414.23	11	
30/11/2006	19.37.41	30/11/06 19.37	22.76	2.62	2756	1.43	612	17.1	1.46	10.07	414.23	11	
30/11/2006	20.37.41	30/11/06 20.37	22.74	2.62	2753	1.43	625	17.5	1.5	10.08	414.24	11	
30/11/2006	21.37.41	30/11/06 21.37	22.73	2.62	2754	1.43	619	17.5	1.5	10.1	414.26	11	
30/11/2006	22.37.41	30/11/06 22.37	22.75	2.62	2755	1.43	606	17.1	1.46	10.08	414.24	11	
30/11/2006	23.37.41	30/11/06 23.37	22.75	2.62	2753	1.43	608	17.1	1.46	10.1	414.26	11	
01/12/2006	0.37.41	1/12/06 0.37	22.76	2.62	2754	1.43	604	16.9	1.44	10.08	414.24	11	
01/12/2006	1.37.41	1/12/06 1.37	22.72	2.62	2754	1.43	630	17.6	1.5	10.08	414.24	11	
01/12/2006	2.37.41	1/12/06 2.37	22.72	2.62	2752	1.43	639	17.5	1.5	10.1	414.26	11	
01/12/2006	3.37.41	1/12/06 3.37	22.76	2.62	2754	1.43	600	16.8	1.44	10.1	414.26	11	
01/12/2006	4.37.41	1/12/06 4.37	22.73	2.62	2755	1.43	620	17.1	1.46	10.07	414.23	11	
01/12/2006	5.37.41	1/12/06 5.37	22.75	2.62	2756	1.43	603	16.6	1.42	10.08	414.24	11	
01/12/2006	6.37.41	1/12/06 6.37	22.76	2.62	2754	1.43	606	16.8	1.43	10.07	414.23	11	
01/12/2006	7.37.41	1/12/06 7.37	22.74	2.62	2755	1.43	616	16.8	1.44	10.08	414.24	11	
01/12/2006	8.37.41	1/12/06 8.37	22.72	2.62	2755	1.43	624	17.1	1.46	10.09	414.25	11	
01/12/2006	9.37.41	1/12/06 9.37	22.74	2.62	2755	1.43	615	16.8	1.43	10.08	414.24	10.9	
01/12/2006	10.37.41	1/12/06 10.37	22.74	2.62	2755	1.43	606	16.8	1.44	10.1	414.26	11	
01/12/2006	11.37.41	1/12/06 11.37	22.72	2.62	2755	1.43	617	17.1	1.46	10.08	414.24	11	
01/12/2006	12.37.41	1/12/06 12.37	22.73	2.62	2755	1.43	631	16.9	1.44	10.08	414.24	11	
01/12/2006	13.37.41	1/12/06 13.37	22.73	2.62	2758	1.43	613	16.5	1.41	10.07	414.23	11	
01/12/2006	14.37.41	1/12/06 14.37	22.73	2.62	2757	1.43	618	16.7	1.43	10.06	414.22	10.9	
01/12/2006	15.37.41	1/12/06 15.37	22.73	2.62	2756	1.43	630	16.9	1.44	10.07	414.23	11	
01/12/2006	16.37.41	1/12/06 16.37	22.72	2.62	2755	1.43	630	17.1	1.46	10.07	414.23	10.9	
01/12/2006	17.37.41	1/12/06 17.37	22.74	2.62	2758	1.43	614	16.5	1.41	10.07	414.23	10.9	
01/12/2006	18.37.41	1/12/06 18.37	22.74	2.62	2755	1.43	607	16.7	1.42	10.07	414.23	10.9	
01/12/2006	19.37.41	1/12/06 19.37	22.72	2.62	2756	1.43	634	17.3	1.48	10.07	414.23	11	
01/12/2006	20.37.41	1/12/06 20.37	22.74	2.62	2758	1.43	614	16.7	1.42	10.07	414.23	10.9	
01/12/2006	21.37.41	1/12/06 21.37	22.74	2.62	2759	1.43	606	16.4	1.4	10.07	414.23	10.9	
01/12/2006	22.37.41	1/12/06 22.37	22.73	2.62	2758	1.43	615	16.8	1.43	10.06	414.22	10.9	
01/12/2006	23.37.41	1/12/06 23.37	22.73	2.62	2757	1.43	616	16.8	1.43	10.07	414.23	10.9	
02/12/2006	0.37.41	2/12/06 0.37	22.74	2.62	2759	1.43	599	16.5	1.41	10.06	414.22	10.9	
02/12/2006	1.37.41	2/12/06 1.37	22.71	2.62	2759	1.43	634	17.1	1.46	10.05	414.21	10.9	
02/12/2006	2.37.41	2/12/06 2.37	22.72	2.62	2760	1.43	611	16.6	1.42	10.05	414.21	10.9	
02/12/2006	3.37.41	2/12/06 3.37	22.74	2.62	2759	1.43	604	16.5	1.41	10.05	414.21	10.9	
02/12/2006	4.37.41	2/12/06 4.37	22.72	2.62	2759	1.43	617	16.6	1.42	10.06	414.22	10.9	
02/12/2006	5.37.41	2/12/06 5.37	22.74	2.62	2762	1.43	611	16.5	1.41	10.05	414.21	10.9	
02/12/2006	6.37.41	2/12/06 6.37	22.71	2.62	2761	1.43	628	16.9	1.45	10.06	414.22	10.9	
02/12/2006	7.37.41	2/12/06 7.37	22.74	2.62	2761	1.43	603	16.4	1.4	10.06	414.22	10.9	

Pozzo Serpieri - Sonda superficiale periodo 22-11-2006 - 28-12-2006

Data	Ora	Data completa	Temp	pH	EC	Sal	ORP	DO%	DO	Battente acqua	Quota	Batt	Livello statico misurato
DDMMYY	HHMMSS	DDMMYYHHMM	°C	Units	µS/cm	ppt	mV	Sat	mg/l	m	m slm	Volts	m slm
02/12/2006	8.37.41	2/12/06 8.37	22.71	2.62	2762	1.43	616	16.7	1.43	10.06	414.22	10.9	
02/12/2006	9.37.41	2/12/06 9.37	22.71	2.62	2760	1.43	610	16.6	1.42	10.05	414.21	10.9	
02/12/2006	10.37.41	2/12/06 10.37	22.72	2.62	2762	1.43	613	16.4	1.4	10.06	414.22	10.9	
02/12/2006	11.37.41	2/12/06 11.37	22.72	2.62	2762	1.43	612	16.3	1.39	10.04	414.2	10.9	
02/12/2006	12.37.41	2/12/06 12.37	22.71	2.62	2763	1.43	612	16.8	1.43	10.05	414.21	10.9	
02/12/2006	13.37.41	2/12/06 13.37	22.7	2.62	2763	1.43	619	16.8	1.43	10.03	414.19	10.9	
02/12/2006	14.37.41	2/12/06 14.37	22.71	2.62	2763	1.43	602	16.4	1.4	10.03	414.19	10.9	
02/12/2006	15.37.41	2/12/06 15.37	22.73	2.62	2763	1.43	592	16.2	1.39	10.03	414.19	10.9	
02/12/2006	16.37.41	2/12/06 16.37	22.72	2.62	2763	1.43	612	16.5	1.41	10.04	414.2	10.9	
02/12/2006	17.37.41	2/12/06 17.37	22.72	2.62	2762	1.43	602	16.3	1.39	10.04	414.2	10.9	
02/12/2006	18.37.41	2/12/06 18.37	22.71	2.62	2763	1.43	610	16.6	1.42	10.03	414.19	10.9	
02/12/2006	19.37.41	2/12/06 19.37	22.71	2.62	2764	1.43	608	16.3	1.39	10.05	414.21	10.9	
02/12/2006	20.37.41	2/12/06 20.37	22.71	2.62	2764	1.43	599	16.3	1.39	10.04	414.2	10.9	
02/12/2006	21.37.41	2/12/06 21.37	22.73	2.62	2763	1.43	592	16.3	1.39	10.04	414.2	10.9	
02/12/2006	22.37.41	2/12/06 22.37	22.71	2.62	2765	1.43	598	16.1	1.38	10.04	414.2	10.9	
02/12/2006	23.37.41	2/12/06 23.37	22.7	2.62	2764	1.43	614	16.7	1.43	10.03	414.19	10.8	
03/12/2006	0.37.41	3/12/06 0.37	22.72	2.62	2766	1.43	594	16.2	1.38	10.03	414.19	10.9	
03/12/2006	1.37.41	3/12/06 1.37	22.69	2.62	2764	1.43	606	16.6	1.42	10.03	414.19	10.8	
03/12/2006	2.37.41	3/12/06 2.37	22.72	2.62	2766	1.43	595	16	1.37	10.03	414.19	10.8	
03/12/2006	3.37.41	3/12/06 3.37	22.71	2.62	2765	1.43	590	16.2	1.38	10.02	414.18	10.8	
03/12/2006	4.37.41	3/12/06 4.37	22.72	2.62	2766	1.43	593	16.2	1.38	10.02	414.18	10.8	
03/12/2006	5.37.41	3/12/06 5.37	22.7	2.62	2765	1.43	604	16.4	1.4	10.02	414.18	10.8	
03/12/2006	6.37.41	3/12/06 6.37	22.71	2.62	2765	1.43	596	16.2	1.38	10.02	414.18	10.8	
03/12/2006	7.37.41	3/12/06 7.37	22.7	2.62	2765	1.43	593	16.2	1.38	10.02	414.18	10.8	
03/12/2006	8.37.41	3/12/06 8.37	22.71	2.62	2767	1.43	596	16.3	1.39	10.03	414.19	10.8	
03/12/2006	9.37.41	3/12/06 9.37	22.71	2.62	2767	1.43	601	16.1	1.37	10.02	414.18	10.8	
03/12/2006	10.37.41	3/12/06 10.37	22.73	2.62	2768	1.44	588	15.8	1.35	10.02	414.18	10.8	
03/12/2006	11.37.41	3/12/06 11.37	22.71	2.62	2767	1.43	592	16	1.37	10.02	414.18	10.8	
03/12/2006	12.37.41	3/12/06 12.37	22.7	2.62	2766	1.43	600	16.3	1.39	10.02	414.18	10.8	
03/12/2006	13.37.41	3/12/06 13.37	22.69	2.62	2768	1.44	603	16.3	1.39	10.02	414.18	10.8	
03/12/2006	14.37.41	3/12/06 14.37	22.69	2.62	2765	1.43	607	16.4	1.4	10.01	414.17	10.8	
03/12/2006	15.37.41	3/12/06 15.37	22.7	2.62	2767	1.43	600	16	1.36	9.99	414.15	10.8	
03/12/2006	16.37.41	3/12/06 16.37	22.69	2.62	2768	1.44	597	16.1	1.38	9.99	414.15	10.8	
03/12/2006	17.37.41	3/12/06 17.37	22.72	2.62	2767	1.43	586	15.6	1.33	9.98	414.14	10.8	
03/12/2006	18.37.41	3/12/06 18.37	22.71	2.62	2769	1.44	592	15.7	1.34	9.99	414.15	10.8	
03/12/2006	19.37.41	3/12/06 19.37	22.7	2.62	2768	1.44	595	15.8	1.35	10.01	414.17	10.8	
03/12/2006	20.37.41	3/12/06 20.37	22.7	2.62	2769	1.44	593	15.7	1.34	10	414.16	10.8	
03/12/2006	21.37.41	3/12/06 21.37	22.68	2.63	2768	1.44	602	16.1	1.38	9.99	414.15	10.8	
03/12/2006	22.37.41	3/12/06 22.37	22.69	2.62	2768	1.44	595	15.9	1.36	10	414.16	10.8	
03/12/2006	23.37.41	3/12/06 23.37	22.69	2.62	2768	1.44	603	16	1.36	9.98	414.14	10.8	
04/12/2006	0.37.41	4/12/06 0.37	22.68	2.62	2769	1.44	603	15.8	1.35	9.99	414.15	10.8	
04/12/2006	1.37.41	4/12/06 1.37	22.68	2.62	2769	1.44	606	16.2	1.38	9.97	414.13	10.8	
04/12/2006	2.37.41	4/12/06 2.37	22.71	2.62	2769	1.44	588	15.7	1.34	9.97	414.13	10.8	
04/12/2006	3.37.41	4/12/06 3.37	22.68	2.62	2769	1.44	605	16	1.36	9.97	414.13	10.8	
04/12/2006	4.37.41	4/12/06 4.37	22.7	2.62	2770	1.44	598	15.6	1.33	9.96	414.12	10.8	
04/12/2006	5.37.41	4/12/06 5.37	22.69	2.62	2770	1.44	605	15.9	1.36	9.96	414.12	10.8	
04/12/2006	6.37.41	4/12/06 6.37	22.69	2.62	2770	1.44	607	16	1.37	9.96	414.12	10.8	
04/12/2006	7.37.41	4/12/06 7.37	22.67	2.62	2769	1.44	611	16.1	1.38	9.97	414.13	10.8	
04/12/2006	8.37.41	4/12/06 8.37	22.68	2.62	2772	1.44	600	16	1.37	9.96	414.12	10.8	
04/12/2006	9.37.41	4/12/06 9.37	22.71	2.62	2772	1.44	585	15.5	1.32	9.96	414.12	10.8	
04/12/2006	10.37.41	4/12/06 10.37	22.7	2.62	2773	1.44	582	15.4	1.32	9.97	414.13	10.8	
04/12/2006	11.37.41	4/12/06 11.37	22.68	2.62	2770	1.44	601	16	1.36	9.97	414.13	10.8	
04/12/2006	12.37.41	4/12/06 12.37	22.69	2.62	2770	1.44	599	16	1.36	9.97	414.13	10.8	
04/12/2006	13.37.41	4/12/06 13.37	22.7	2.62	2773	1.44	586	15.4	1.32	9.96	414.12	10.8	
04/12/2006	14.37.41	4/12/06 14.37	22.68	2.62	2770	1.44	604	16	1.36	9.96	414.12	10.8	
04/12/2006	15.37.41	4/12/06 15.37	22.71	2.62	2772	1.44	586	15.4	1.32	9.96	414.12	10.8	

Pozzo Serpieri - Sonda superficiale periodo 22-11-2006 - 28-12-2006

Data	Ora	Data completa	Temp	pH	EC	Sal	ORP	DO%	DO	Battente acqua	Quota	Batt	Livello statico misurato
DDMMYY	HHMMSS	DDMMYYHHMM	°C	Units	µS/cm	ppt	mV	Sat	mg/l	m	m slm	Volts	m slm
04/12/2006	16.37.41	4/12/06 16.37	22.7	2.62	2773	1.44	590	15.5	1.32	9.95	414.11	10.8	
04/12/2006	17.37.41	4/12/06 17.37	22.69	2.62	2772	1.44	602	15.8	1.35	9.96	414.12	10.8	
04/12/2006	18.37.41	4/12/06 18.37	22.69	2.62	2770	1.44	603	15.8	1.35	9.95	414.11	10.8	
04/12/2006	19.37.41	4/12/06 19.37	22.7	2.62	2772	1.44	595	15.4	1.32	9.97	414.13	10.8	
04/12/2006	20.37.41	4/12/06 20.37	22.71	2.62	2773	1.44	594	15.3	1.31	9.96	414.12	10.8	
04/12/2006	21.37.41	4/12/06 21.37	22.71	2.62	2773	1.44	593	15.4	1.31	9.96	414.12	10.8	
04/12/2006	22.37.41	4/12/06 22.37	22.72	2.62	2773	1.44	581	15.1	1.29	9.97	414.13	10.8	
04/12/2006	23.37.41	4/12/06 23.37	22.72	2.62	2772	1.44	585	15.1	1.29	9.95	414.11	10.8	
05/12/2006	0.37.41	5/12/06 0.37	22.71	2.62	2775	1.44	588	15.1	1.29	9.96	414.12	10.8	
05/12/2006	1.37.41	5/12/06 1.37	22.72	2.62	2773	1.44	586	14.9	1.27	9.95	414.11	10.8	
05/12/2006	2.37.41	5/12/06 2.37	22.7	2.62	2773	1.44	588	15.1	1.29	9.97	414.13	10.8	
05/12/2006	3.37.41	5/12/06 3.37	22.72	2.62	2775	1.44	587	14.8	1.26	9.96	414.12	10.8	
05/12/2006	4.37.41	5/12/06 4.37	22.7	2.62	2774	1.44	601	14.8	1.27	9.96	414.12	10.8	
05/12/2006	5.37.41	5/12/06 5.37	22.71	2.62	2773	1.44	598	14.8	1.26	9.97	414.13	10.8	
05/12/2006	6.37.41	5/12/06 6.37	22.71	2.62	2776	1.44	597	14.6	1.25	9.96	414.12	10.8	
05/12/2006	7.37.41	5/12/06 7.37	22.71	2.62	2775	1.44	593	14.6	1.25	9.97	414.13	10.8	
05/12/2006	8.37.41	5/12/06 8.37	22.7	2.62	2776	1.44	594	14.6	1.25	9.97	414.13	10.8	
05/12/2006	9.37.41	5/12/06 9.37	22.73	2.62	2776	1.44	587	14.4	1.23	9.97	414.13	10.8	
05/12/2006	10.37.41	5/12/06 10.37	22.72	2.62	2776	1.44	593	14.4	1.23	9.97	414.13	10.8	
05/12/2006	11.37.41	5/12/06 11.37	22.69	2.62	2776	1.44	607	14.8	1.27	9.97	414.13	10.8	
05/12/2006	12.37.41	5/12/06 12.37	22.7	2.62	2776	1.44	597	14.7	1.25	9.97	414.13	10.8	
05/12/2006	13.37.41	5/12/06 13.37	22.69	2.62	2776	1.44	603	14.8	1.26	9.96	414.12	10.8	
05/12/2006	14.37.41	5/12/06 14.37	22.71	2.62	2777	1.44	604	14.2	1.22	9.96	414.12	10.8	
05/12/2006	15.37.41	5/12/06 15.37	22.71	2.62	2777	1.44	598	14.2	1.22	9.96	414.12	10.8	
05/12/2006	16.37.41	5/12/06 16.37	22.69	2.62	2774	1.44	609	14.8	1.27	9.96	414.12	10.8	
05/12/2006	17.37.41	5/12/06 17.37	22.71	2.62	2780	1.44	602	14.3	1.22	9.95	414.11	10.8	
05/12/2006	18.37.41	5/12/06 18.37	22.69	2.62	2777	1.44	604	14.7	1.25	9.96	414.12	10.8	
05/12/2006	19.37.41	5/12/06 19.37	22.71	2.62	2779	1.44	594	14.2	1.22	9.96	414.12	10.8	
05/12/2006	20.37.41	5/12/06 20.37	22.71	2.62	2779	1.44	594	14	1.2	9.95	414.11	10.8	
05/12/2006	21.37.41	5/12/06 21.37	22.69	2.62	2777	1.44	604	14.4	1.23	9.96	414.12	10.8	
05/12/2006	22.37.41	5/12/06 22.37	22.72	2.62	2779	1.44	588	13.9	1.19	9.95	414.11	10.8	
05/12/2006	23.37.41	5/12/06 23.37	22.72	2.62	2781	1.44	594	13.7	1.17	9.95	414.11	10.8	
06/12/2006	0.37.41	6/12/06 0.37	22.7	2.62	2780	1.44	598	14.1	1.2	9.95	414.11	10.8	
06/12/2006	1.37.41	6/12/06 1.37	22.71	2.62	2780	1.44	593	13.9	1.19	9.95	414.11	10.8	
06/12/2006	2.37.41	6/12/06 2.37	22.71	2.62	2780	1.44	599	13.9	1.18	9.94	414.1	10.7	
06/12/2006	3.37.41	6/12/06 3.37	22.7	2.62	2780	1.44	599	13.8	1.18	9.94	414.1	10.7	
06/12/2006	4.37.41	6/12/06 4.37	22.71	2.62	2783	1.44	596	13.6	1.16	9.94	414.1	10.7	
06/12/2006	5.37.41	6/12/06 5.37	22.69	2.62	2781	1.44	603	14.2	1.22	9.93	414.09	10.7	
06/12/2006	6.37.41	6/12/06 6.37	22.73	2.62	2781	1.44	594	13.4	1.15	9.93	414.09	10.7	
06/12/2006	7.37.41	6/12/06 7.37	22.69	2.62	2779	1.44	599	14	1.2	9.92	414.08	10.7	
06/12/2006	8.37.41	6/12/06 8.37	22.72	2.62	2783	1.44	591	13.7	1.17	9.93	414.09	10.7	
06/12/2006	9.37.41	6/12/06 9.37	22.7	2.62	2781	1.44	598	13.6	1.16	9.92	414.08	10.7	
06/12/2006	10.37.41	6/12/06 10.37	22.73	2.62	2783	1.44	590	13	1.11	9.94	414.1	10.7	
06/12/2006	11.37.41	6/12/06 11.37	22.68	2.62	2782	1.44	600	13.6	1.17	9.92	414.08	10.7	
06/12/2006	12.37.41	6/12/06 12.37	22.69	2.62	2782	1.44	600	13.6	1.17	9.9	414.06	10.7	
06/12/2006	13.37.41	6/12/06 13.37	22.7	2.62	2784	1.44	599	13.3	1.13	9.92	414.08	10.7	
06/12/2006	14.37.41	6/12/06 14.37	22.73	2.62	2785	1.44	592	12.9	1.1	9.91	414.07	10.7	
06/12/2006	15.37.41	6/12/06 15.37	22.7	2.62	2782	1.44	599	13.4	1.15	9.89	414.05	10.7	
06/12/2006	16.37.41	6/12/06 16.37	22.69	2.62	2783	1.44	602	13.3	1.14	9.92	414.08	10.7	
06/12/2006	17.37.41	6/12/06 17.37	22.73	2.62	2784	1.44	595	12.7	1.09	9.91	414.07	10.7	
06/12/2006	18.37.41	6/12/06 18.37	22.71	2.62	2784	1.44	594	12.9	1.1	9.91	414.07	10.7	
06/12/2006	19.37.41	6/12/06 19.37	22.72	2.62	2784	1.44	587	12.7	1.09	9.9	414.06	10.7	
06/12/2006	20.37.41	6/12/06 20.37	22.72	2.62	2784	1.44	594	12.7	1.08	9.9	414.06	10.7	
06/12/2006	21.37.41	6/12/06 21.37	22.71	2.62	2784	1.44	593	12.7	1.09	9.92	414.08	10.7	
06/12/2006	22.37.41	6/12/06 22.37	22.69	2.62	2783	1.44	598	12.9	1.1	9.91	414.07	10.7	
06/12/2006	23.37.41	6/12/06 23.37	22.69	2.62	2785	1.44	597	12.7	1.08	9.91	414.07	10.7	

Pozzo Serpieri - Sonda superficiale periodo 22-11-2006 - 28-12-2006

Data	Ora	Data completa	Temp	pH	EC	Sal	ORP	DO%	DO	Battente acqua	Quota	Batt	Livello statico misurato
DDMMYY	HHMMSS	DDMMYYHHMM	°C	Units	µS/cm	ppt	mV	Sat	mg/l	m	m slm	Volts	m slm
07/12/2006	0.37.41	7/12/06 0.37	22.7	2.62	2785	1.44	593	12.7	1.08	9.9	414.06	10.7	
07/12/2006	1.37.41	7/12/06 1.37	22.71	2.62	2787	1.45	594	12.1	1.03	9.9	414.06	10.7	
07/12/2006	2.37.41	7/12/06 2.37	22.72	2.62	2787	1.45	592	11.9	1.02	9.9	414.06	10.7	
07/12/2006	3.37.41	7/12/06 3.37	22.69	2.62	2785	1.44	595	12.4	1.06	9.92	414.08	10.7	
07/12/2006	4.37.41	7/12/06 4.37	22.69	2.62	2783	1.44	596	12.3	1.05	9.89	414.05	10.7	
07/12/2006	5.37.41	7/12/06 5.37	22.72	2.62	2785	1.44	590	11.6	0.99	9.92	414.08	10.7	
07/12/2006	6.37.41	7/12/06 6.37	22.7	2.62	2786	1.45	593	11.9	1.01	9.91	414.07	10.7	
07/12/2006	7.37.41	7/12/06 7.37	22.69	2.62	2785	1.44	594	11.9	1.01	9.92	414.08	10.7	
07/12/2006	8.37.41	7/12/06 8.37	22.72	2.62	2787	1.45	593	11.3	0.96	9.92	414.08	10.7	
07/12/2006	9.37.41	7/12/06 9.37	22.71	2.61	2786	1.45	591	11.6	0.99	9.92	414.08	10.6	
07/12/2006	10.37.41	7/12/06 10.37	22.72	2.62	2786	1.45	594	11.3	0.96	9.92	414.08	10.7	
07/12/2006	11.37.41	7/12/06 11.37	22.72	2.62	2787	1.45	593	11.2	0.95	9.89	414.05	10.7	
07/12/2006	12.37.41	7/12/06 12.37	22.71	2.62	2786	1.45	590	11.4	0.97	9.89	414.05	10.7	
07/12/2006	13.37.41	7/12/06 13.37	22.71	2.62	2786	1.45	593	11.6	0.99	9.91	414.07	10.7	
07/12/2006	14.37.41	7/12/06 14.37	22.73	2.61	2787	1.45	587	11	0.94	9.91	414.07	10.7	
07/12/2006	15.37.41	7/12/06 15.37	22.72	2.61	2789	1.45	589	10.8	0.92	9.89	414.05	10.7	
07/12/2006	16.37.41	7/12/06 16.37	22.7	2.61	2787	1.45	591	11.4	0.97	9.91	414.07	10.7	
07/12/2006	17.37.41	7/12/06 17.37	22.7	2.61	2786	1.45	591	11.3	0.97	9.9	414.06	10.6	
07/12/2006	18.37.41	7/12/06 18.37	22.71	2.61	2788	1.45	589	11.1	0.95	9.92	414.08	10.6	
07/12/2006	19.37.41	7/12/06 19.37	22.72	2.61	2789	1.45	588	10.7	0.92	9.92	414.08	10.6	
07/12/2006	20.37.41	7/12/06 20.37	22.74	2.61	2789	1.45	586	10.5	0.9	9.92	414.08	10.6	
07/12/2006	21.37.41	7/12/06 21.37	22.74	2.61	2788	1.45	587	10.6	0.9	9.92	414.08	10.6	
07/12/2006	22.37.41	7/12/06 22.37	22.74	2.62	2789	1.45	587	10.5	0.9	9.92	414.08	10.6	
07/12/2006	23.37.41	7/12/06 23.37	22.7	2.61	2788	1.45	588	11	0.94	9.93	414.09	10.6	
08/12/2006	0.37.41	8/12/06 0.37	22.74	2.61	2790	1.45	587	10.4	0.89	9.93	414.09	10.6	
08/12/2006	1.37.41	8/12/06 1.37	22.72	2.61	2789	1.45	587	10.7	0.91	9.92	414.08	10.6	
08/12/2006	2.37.41	8/12/06 2.37	22.71	2.61	2789	1.45	586	10.6	0.9	9.92	414.08	10.6	
08/12/2006	3.37.41	8/12/06 3.37	22.7	2.61	2789	1.45	586	10.9	0.93	9.9	414.06	10.6	
08/12/2006	4.37.41	8/12/06 4.37	22.71	2.61	2789	1.45	586	10.9	0.93	9.9	414.06	10.6	
08/12/2006	5.37.41	8/12/06 5.37	22.7	2.61	2789	1.45	587	10.7	0.91	9.9	414.06	10.6	
08/12/2006	6.37.41	8/12/06 6.37	22.71	2.61	2790	1.45	584	10.5	0.9	9.92	414.08	10.6	
08/12/2006	7.37.41	8/12/06 7.37	22.7	2.61	2790	1.45	584	10.6	0.9	9.92	414.08	10.6	
08/12/2006	8.37.41	8/12/06 8.37	22.71	2.61	2790	1.45	585	10.4	0.88	9.92	414.08	10.6	
08/12/2006	9.37.41	8/12/06 9.37	22.71	2.61	2789	1.45	585	10.4	0.88	9.9	414.06	10.6	
08/12/2006	10.37.41	8/12/06 10.37	22.7	2.61	2789	1.45	585	10.5	0.9	9.92	414.08	10.6	
08/12/2006	11.37.41	8/12/06 11.37	22.71	2.61	2789	1.45	585	10.4	0.89	9.92	414.08	10.6	
08/12/2006	12.37.41	8/12/06 12.37	22.73	2.61	2791	1.45	584	10.3	0.88	9.9	414.06	10.6	
08/12/2006	13.37.41	8/12/06 13.37	22.71	2.61	2789	1.45	583	10.4	0.88	9.9	414.06	10.6	
08/12/2006	14.37.41	8/12/06 14.37	22.71	2.61	2792	1.45	582	10.2	0.87	9.89	414.05	10.6	
08/12/2006	15.37.41	8/12/06 15.37	22.7	2.61	2790	1.45	582	10.5	0.9	9.89	414.05	10.5	
08/12/2006	16.37.41	8/12/06 16.37	22.7	2.61	2790	1.45	582	10.4	0.89	9.88	414.04	10.6	
08/12/2006	17.37.41	8/12/06 17.37	22.72	2.61	2792	1.45	582	10	0.85	9.88	414.04	10.6	
08/12/2006	18.37.41	8/12/06 18.37	22.71	2.61	2792	1.45	582	10.1	0.86	9.89	414.05	10.5	
08/12/2006	19.37.41	8/12/06 19.37	22.71	2.61	2790	1.45	581	9.9	0.85	9.88	414.04	10.6	
08/12/2006	20.37.41	8/12/06 20.37	22.71	2.61	2792	1.45	581	9.9	0.85	9.87	414.03	10.6	
08/12/2006	21.37.41	8/12/06 21.37	22.71	2.61	2793	1.45	581	9.8	0.84	9.87	414.03	10.5	
08/12/2006	22.37.41	8/12/06 22.37	22.7	2.61	2791	1.45	580	10.1	0.86	9.86	414.02	10.6	
08/12/2006	23.37.41	8/12/06 23.37	22.73	2.61	2792	1.45	580	9.6	0.82	9.85	414.01	10.5	
09/12/2006	0.37.41	9/12/06 0.37	22.72	2.61	2792	1.45	580	9.8	0.84	9.85	414.01	10.6	
09/12/2006	1.37.41	9/12/06 1.37	22.71	2.61	2792	1.45	579	9.8	0.84	9.85	414.01	10.5	
09/12/2006	2.37.41	9/12/06 2.37	22.71	2.61	2793	1.45	579	9.6	0.82	9.84	414	10.5	
09/12/2006	3.37.41	9/12/06 3.37	22.74	2.61	2792	1.45	579	9.5	0.81	9.84	414	10.5	
09/12/2006	4.37.41	9/12/06 4.37	22.71	2.61	2790	1.45	578	9.8	0.84	9.83	413.99	10.5	
09/12/2006	5.37.41	9/12/06 5.37	22.68	2.62	2785	1.44	574	10.6	0.9	9.86	414.02	10.5	
09/12/2006	6.37.41	9/12/06 6.37	22.64	2.62	2779	1.44	571	11.7	1	9.88	414.04	10.5	
09/12/2006	7.37.41	9/12/06 7.37	22.55	2.63	2768	1.44	570	13.5	1.16	9.89	414.05	10.5	

Pozzo Serpieri - Sonda superficiale periodo 22-11-2006 - 28-12-2006

Data	Ora	Data completa	Temp	pH	EC	Sal	ORP	DO%	DO	Battente acqua	Quota	Batt	Livello statico misurato
DDMMYY	HHMMSS	DDMMYYHHMM	°C	Units	µS/cm	ppt	mV	Sat	mg/l	m	m slm	Volts	m slm
09/12/2006	8.37.41	9/12/06 8.37	22.57	2.63	2768	1.44	569	13.2	1.13	9.91	414.07	10.5	
09/12/2006	9.37.41	9/12/06 9.37	22.5	2.63	2765	1.43	569	14.8	1.27	9.93	414.09	10.5	
09/12/2006	10.37.41	9/12/06 10.37	22.5	2.63	2761	1.43	570	14.6	1.25	9.94	414.1	10.5	
09/12/2006	11.37.41	9/12/06 11.37	22.47	2.63	2757	1.43	569	15.3	1.31	9.95	414.11	10.5	
09/12/2006	12.37.41	9/12/06 12.37	22.45	2.64	2754	1.43	569	15.7	1.35	9.96	414.12	10.5	
09/12/2006	13.37.41	9/12/06 13.37	22.44	2.64	2753	1.43	570	15.9	1.36	9.99	414.15	10.5	
09/12/2006	14.37.41	9/12/06 14.37	22.44	2.64	2752	1.43	568	16.3	1.4	9.99	414.15	10.5	
09/12/2006	15.37.41	9/12/06 15.37	22.43	2.64	2749	1.43	569	16.1	1.38	10	414.16	10.5	
09/12/2006	16.37.41	9/12/06 16.37	22.42	2.64	2749	1.43	568	16.3	1.4	10.01	414.17	10.5	
09/12/2006	17.37.41	9/12/06 17.37	22.41	2.64	2748	1.42	569	16.6	1.42	10.01	414.17	10.5	
09/12/2006	18.37.41	9/12/06 18.37	22.4	2.64	2745	1.42	568	16.5	1.42	10.02	414.18	10.5	
09/12/2006	19.37.41	9/12/06 19.37	22.38	2.64	2746	1.42	568	15.9	1.37	10.03	414.19	10.5	
09/12/2006	20.37.41	9/12/06 20.37	22.33	2.64	2743	1.42	567	16.6	1.43	10.04	414.2	10.5	
09/12/2006	21.37.41	9/12/06 21.37	22.35	2.64	2742	1.42	567	16.2	1.39	10.06	414.22	10.5	
09/12/2006	22.37.41	9/12/06 22.37	22.35	2.64	2742	1.42	567	16.1	1.38	10.07	414.23	10.5	
09/12/2006	23.37.41	9/12/06 23.37	22.36	2.65	2742	1.42	567	15.7	1.35	10.06	414.22	10.5	
10/12/2006	0.37.41	10/12/06 0.37	22.38	2.64	2742	1.42	566	15.5	1.33	10.09	414.25	10.5	
10/12/2006	1.37.41	10/12/06 1.37	22.39	2.65	2744	1.42	566	14.9	1.28	10.08	414.24	10.5	
10/12/2006	2.37.41	10/12/06 2.37	22.39	2.64	2742	1.42	566	14.9	1.28	10.08	414.24	10.5	
10/12/2006	3.37.41	10/12/06 3.37	22.37	2.64	2741	1.42	566	14.7	1.26	10.09	414.25	10.5	
10/12/2006	4.37.41	10/12/06 4.37	22.39	2.64	2742	1.42	565	14.5	1.24	10.1	414.26	10.5	
10/12/2006	5.37.41	10/12/06 5.37	22.39	2.64	2742	1.42	564	14.2	1.22	10.1	414.26	10.5	
10/12/2006	6.37.41	10/12/06 6.37	22.4	2.64	2741	1.42	564	13.7	1.18	10.11	414.27	10.5	
10/12/2006	7.37.41	10/12/06 7.37	22.42	2.64	2743	1.42	564	13.5	1.16	10.12	414.28	10.5	
10/12/2006	8.37.41	10/12/06 8.37	22.42	2.64	2743	1.42	565	13.3	1.14	10.13	414.29	10.5	
10/12/2006	9.37.41	10/12/06 9.37	22.37	2.64	2739	1.42	564	13.5	1.16	10.12	414.28	10.5	
10/12/2006	10.37.41	10/12/06 10.37	22.41	2.64	2744	1.42	564	12.9	1.11	10.14	414.3	10.5	
10/12/2006	11.37.41	10/12/06 11.37	22.44	2.64	2743	1.42	564	12.5	1.07	10.15	414.31	10.5	
10/12/2006	12.37.41	10/12/06 12.37	22.42	2.64	2743	1.42	564	12.5	1.07	10.13	414.29	10.4	
10/12/2006	13.37.41	10/12/06 13.37	22.41	2.64	2742	1.42	562	12.2	1.05	10.13	414.29	10.5	
10/12/2006	14.37.41	10/12/06 14.37	22.42	2.64	2743	1.42	563	11.9	1.02	10.13	414.29	10.5	
10/12/2006	15.37.41	10/12/06 15.37	22.46	2.64	2745	1.42	563	11.4	0.98	10.16	414.32	10.5	
10/12/2006	16.37.41	10/12/06 16.37	22.43	2.64	2743	1.42	563	11.4	0.98	10.16	414.32	10.5	
10/12/2006	17.37.41	10/12/06 17.37	22.41	2.64	2743	1.42	563	11.3	0.97	10.16	414.32	10.4	
10/12/2006	18.37.41	10/12/06 18.37	22.41	2.64	2743	1.42	562	11.1	0.95	10.17	414.33	10.4	
10/12/2006	19.37.41	10/12/06 19.37	22.46	2.64	2746	1.42	562	10.5	0.9	10.16	414.32	10.4	
10/12/2006	20.37.41	10/12/06 20.37	22.44	2.64	2745	1.42	562	10.6	0.91	10.17	414.33	10.4	
10/12/2006	21.37.41	10/12/06 21.37	22.47	2.64	2745	1.42	562	10.2	0.87	10.18	414.34	10.4	
10/12/2006	22.37.41	10/12/06 22.37	22.48	2.64	2746	1.42	562	9.9	0.85	10.18	414.34	10.4	
10/12/2006	23.37.41	10/12/06 23.37	22.47	2.64	2745	1.42	562	9.9	0.85	10.17	414.33	10.4	
11/12/2006	0.37.41	11/12/06 0.37	22.47	2.63	2745	1.42	563	9.7	0.83	10.19	414.35	10.4	
11/12/2006	1.37.41	11/12/06 1.37	22.5	2.64	2749	1.43	562	9.4	0.81	10.18	414.34	10.4	
11/12/2006	2.37.41	11/12/06 2.37	22.47	2.63	2749	1.43	562	9.3	0.79	10.19	414.35	10.4	
11/12/2006	3.37.41	11/12/06 3.37	22.49	2.63	2746	1.42	562	9	0.77	10.18	414.34	10.4	
11/12/2006	4.37.41	11/12/06 4.37	22.49	2.63	2749	1.43	562	9	0.77	10.18	414.34	10.4	
11/12/2006	5.37.41	11/12/06 5.37	22.51	2.63	2748	1.42	562	8.7	0.75	10.16	414.32	10.4	
11/12/2006	6.37.41	11/12/06 6.37	22.48	2.63	2749	1.43	562	8.7	0.75	10.16	414.32	10.4	
11/12/2006	7.37.41	11/12/06 7.37	22.49	2.63	2750	1.43	561	8.6	0.74	10.18	414.34	10.4	
11/12/2006	8.37.41	11/12/06 8.37	22.49	2.63	2748	1.42	561	8.4	0.72	10.19	414.35	10.4	
11/12/2006	9.37.41	11/12/06 9.37	22.52	2.63	2749	1.43	561	8.1	0.69	10.19	414.35	10.4	
11/12/2006	10.37.41	11/12/06 10.37	22.51	2.63	2749	1.43	561	8.1	0.7	10.19	414.35	10.4	
11/12/2006	11.37.41	11/12/06 11.37										10.4	
11/12/2006	12.37.41	11/12/06 12.37										10.4	
11/12/2006	13.37.41	11/12/06 13.37	22.48	2.68	2751	1.43	522	11.3	0.97	10.2	414.26	10.4	
11/12/2006	14.37.41	11/12/06 14.37	22.49	2.68	2751	1.43	537	10.7	0.92	10.21	414.27	10.4	
11/12/2006	15.37.41	11/12/06 15.37	22.51	2.68	2751	1.43	544	10.4	0.89	10.21	414.27	10.4	

Pozzo Serpieri - Sonda superficiale periodo 22-11-2006 - 28-12-2006

Data	Ora	Data completa	Temp	pH	EC	Sal	ORP	DO%	DO	Battente acqua	Quota	Batt	Livello statico misurato
DDMMYY	HHMMSS	DDMMYYHHMM	°C	Units	µS/cm	ppt	mV	Sat	mg/l	m	m slm	Volts	m slm
11/12/2006	16.37.41	11/12/06 16.37	22.52	2.68	2751	1.43	547	10.3	0.88	10.2	414.26	10.4	
11/12/2006	17.37.41	11/12/06 17.37	22.51	2.68	2750	1.43	550	10.2	0.88	10.2	414.26	10.4	
11/12/2006	18.37.41	11/12/06 18.37	22.49	2.68	2752	1.43	551	10.2	0.88	10.2	414.26	10.4	
11/12/2006	19.37.41	11/12/06 19.37	22.54	2.67	2752	1.43	552	9.8	0.84	10.2	414.26	10.4	
11/12/2006	20.37.41	11/12/06 20.37	22.51	2.67	2753	1.43	553	9.6	0.83	10.2	414.26	10.4	
11/12/2006	21.37.41	11/12/06 21.37	22.48	2.67	2753	1.43	553	9.9	0.85	10.21	414.27	10.4	
11/12/2006	22.37.41	11/12/06 22.37	22.52	2.67	2755	1.43	554	9.5	0.81	10.21	414.27	10.4	
11/12/2006	23.37.41	11/12/06 23.37	22.51	2.66	2752	1.43	554	9.6	0.82	10.21	414.27	10.4	
12/12/2006	0.37.41	12/12/06 0.37	22.56	2.66	2754	1.43	555	9.3	0.79	10.21	414.27	10.4	
12/12/2006	1.37.41	12/12/06 1.37	22.53	2.66	2753	1.43	555	9.2	0.79	10.22	414.28	10.4	
12/12/2006	2.37.41	12/12/06 2.37	22.54	2.66	2755	1.43	556	9.1	0.78	10.21	414.27	10.4	
12/12/2006	3.37.41	12/12/06 3.37	22.48	2.66	2751	1.43	556	9.4	0.81	10.22	414.28	10.4	
12/12/2006	4.37.41	12/12/06 4.37	22.54	2.65	2755	1.43	556	9	0.77	10.21	414.27	10.4	
12/12/2006	5.37.41	12/12/06 5.37	22.53	2.65	2753	1.43	557	8.9	0.76	10.21	414.27	10.4	
12/12/2006	6.37.41	12/12/06 6.37	22.55	2.65	2755	1.43	556	8.7	0.75	10.21	414.27	10.4	
12/12/2006	7.37.41	12/12/06 7.37	22.55	2.65	2754	1.43	556	8.7	0.74	10.2	414.26	10.4	
12/12/2006	8.37.41	12/12/06 8.37	22.55	2.64	2754	1.43	557	8.5	0.73	10.22	414.28	10.4	
12/12/2006	9.37.41	12/12/06 9.37	22.53	2.64	2755	1.43	557	8.4	0.72	10.22	414.28	10.4	
12/12/2006	10.37.41	12/12/06 10.37	22.54	2.64	2755	1.43	557	8.4	0.72	10.21	414.27	10.4	
12/12/2006	11.37.41	12/12/06 11.37	22.55	2.64	2756	1.43	557	8.2	0.7	10.22	414.28	10.4	
12/12/2006	12.37.41	12/12/06 12.37	22.53	2.64	2755	1.43	558	8.3	0.71	10.21	414.27	10.4	
12/12/2006	13.37.41	12/12/06 13.37	22.53	2.64	2756	1.43	557	8.1	0.7	10.21	414.27	10.4	
12/12/2006	14.37.41	12/12/06 14.37	22.54	2.64	2755	1.43	558	8.1	0.69	10.2	414.26	10.4	
12/12/2006	15.37.41	12/12/06 15.37	22.53	2.64	2755	1.43	557	8.1	0.69	10.2	414.26	10.4	
12/12/2006	16.37.41	12/12/06 16.37	22.55	2.63	2756	1.43	558	8	0.68	10.21	414.27	10.4	
12/12/2006	17.37.41	12/12/06 17.37	22.53	2.63	2756	1.43	558	8	0.68	10.21	414.27	10.4	
12/12/2006	18.37.41	12/12/06 18.37	22.55	2.63	2756	1.43	558	7.7	0.66	10.21	414.27	10.4	
12/12/2006	19.37.41	12/12/06 19.37	22.53	2.63	2755	1.43	558	7.7	0.66	10.21	414.27	10.4	
12/12/2006	20.37.41	12/12/06 20.37	22.53	2.63	2756	1.43	559	7.5	0.65	10.21	414.27	10.4	
12/12/2006	21.37.41	12/12/06 21.37	22.49	2.63	2755	1.43	559	7.8	0.67	10.21	414.27	10.4	
12/12/2006	22.37.41	12/12/06 22.37	22.49	2.63	2756	1.43	559	7.6	0.65	10.23	414.29	10.4	
12/12/2006	23.37.41	12/12/06 23.37	22.49	2.63	2758	1.43	559	7.5	0.65	10.21	414.27	10.4	
13/12/2006	0.37.41	13/12/06 0.37	22.49	2.63	2757	1.43	559	7.5	0.64	10.22	414.28	10.4	
13/12/2006	1.37.41	13/12/06 1.37	22.47	2.63	2755	1.43	559	7.6	0.65	10.22	414.28	10.4	
13/12/2006	2.37.41	13/12/06 2.37	22.47	2.63	2756	1.43	559	7.5	0.65	10.22	414.28	10.4	
13/12/2006	3.37.41	13/12/06 3.37	22.48	2.63	2757	1.43	559	7.4	0.63	10.21	414.27	10.4	
13/12/2006	4.37.41	13/12/06 4.37	22.47	2.62	2757	1.43	559	7.4	0.63	10.22	414.28	10.4	
13/12/2006	5.37.41	13/12/06 5.37	22.46	2.62	2756	1.43	558	7.5	0.64	10.21	414.27	10.4	
13/12/2006	6.37.41	13/12/06 6.37	22.5	2.62	2758	1.43	558	7.2	0.62	10.21	414.27	10.4	
13/12/2006	7.37.41	13/12/06 7.37	22.5	2.62	2758	1.43	558	7.2	0.62	10.22	414.28	10.4	
13/12/2006	8.37.41	13/12/06 8.37	22.5	2.62	2758	1.43	558	7.2	0.61	10.23	414.29	10.4	
13/12/2006	9.37.41	13/12/06 9.37	22.49	2.62	2758	1.43	559	7.1	0.61	10.23	414.29	10.4	
13/12/2006	10.37.41	13/12/06 10.37	22.49	2.62	2758	1.43	558	7	0.6	10.23	414.29	10.4	
13/12/2006	11.37.41	13/12/06 11.37	22.48	2.62	2758	1.43	558	7.1	0.61	10.23	414.29	10.4	
13/12/2006	12.37.41	13/12/06 12.37	22.51	2.62	2758	1.43	558	6.9	0.59	10.23	414.29	10.4	
13/12/2006	13.37.41	13/12/06 13.37	22.5	2.62	2758	1.43	558	6.9	0.59	10.24	414.3	10.4	
13/12/2006	14.37.41	13/12/06 14.37	22.51	2.62	2760	1.43	558	6.7	0.58	10.23	414.29	10.4	
13/12/2006	15.37.41	13/12/06 15.37	22.51	2.62	2760	1.43	558	6.8	0.58	10.23	414.29	10.4	
13/12/2006	16.37.41	13/12/06 16.37	22.48	2.62	2758	1.43	558	6.7	0.58	10.24	414.3	10.4	
13/12/2006	17.37.41	13/12/06 17.37	22.49	2.62	2759	1.43	557	6.6	0.57	10.23	414.29	10.4	
13/12/2006	18.37.41	13/12/06 18.37	22.49	2.62	2758	1.43	558	6.6	0.57	10.24	414.3	10.4	
13/12/2006	19.37.41	13/12/06 19.37	22.48	2.62	2758	1.43	557	6.7	0.58	10.26	414.32	10.4	
13/12/2006	20.37.41	13/12/06 20.37	22.5	2.62	2760	1.43	557	6.4	0.55	10.24	414.3	10.4	
13/12/2006	21.37.41	13/12/06 21.37	22.5	2.62	2760	1.43	557	6.4	0.55	10.27	414.33	10.4	
13/12/2006	22.37.41	13/12/06 22.37	22.53	2.62	2761	1.43	558	6.3	0.54	10.26	414.32	10.4	
13/12/2006	23.37.41	13/12/06 23.37	22.53	2.62	2761	1.43	558	6.3	0.54	10.26	414.32	10.4	

Pozzo Serpieri - Sonda superficiale periodo 22-11-2006 - 28-12-2006

Data	Ora	Data completa	Temp	pH	EC	Sal	ORP	DO%	DO	Battente acqua	Quota	Batt	Livello statico misurato
DDMMYY	HHMMSS	DDMMYYHHMM	°C	Units	µS/cm	ppt	mV	Sat	mg/l	m	m slm	Volts	m slm
14/12/2006	0.37.41	14/12/06 0.37	22.51	2.61	2762	1.43	558	6.1	0.52	10.25	414.31	10.4	
14/12/2006	1.37.41	14/12/06 1.37	22.54	2.61	2761	1.43	558	6.1	0.52	10.26	414.32	10.4	
14/12/2006	2.37.41	14/12/06 2.37	22.54	2.61	2761	1.43	558	6.1	0.52	10.26	414.32	10.4	
14/12/2006	3.37.41	14/12/06 3.37	22.5	2.61	2761	1.43	558	6.1	0.52	10.27	414.33	10.4	
14/12/2006	4.37.41	14/12/06 4.37	22.5	2.61	2761	1.43	558	6.1	0.52	10.26	414.32	10.4	
14/12/2006	5.37.41	14/12/06 5.37	22.55	2.61	2763	1.43	558	5.9	0.5	10.26	414.32	10.4	
14/12/2006	6.37.41	14/12/06 6.37	22.5	2.61	2761	1.43	558	6	0.51	10.27	414.33	10.4	
14/12/2006	7.37.41	14/12/06 7.37	22.54	2.61	2764	1.43	558	5.7	0.49	10.26	414.32	10.4	
14/12/2006	8.37.41	14/12/06 8.37	22.55	2.61	2762	1.43	558	5.7	0.49	10.27	414.33	10.4	
14/12/2006	9.37.41	14/12/06 9.37	22.53	2.61	2763	1.43	558	5.8	0.5	10.28	414.34	10.3	
14/12/2006	10.37.41	14/12/06 10.37	22.5	2.61	2761	1.43	558	5.8	0.5	10.27	414.33	10.4	
14/12/2006	11.37.41	14/12/06 11.37	22.51	2.61	2762	1.43	558	5.7	0.49	10.27	414.33	10.4	
14/12/2006	12.37.41	14/12/06 12.37	22.55	2.61	2762	1.43	557	5.7	0.49	10.28	414.34	10.4	
14/12/2006	13.37.41	14/12/06 13.37	22.51	2.61	2762	1.43	558	5.6	0.48	10.27	414.33	10.3	
14/12/2006	14.37.41	14/12/06 14.37	22.52	2.61	2764	1.43	557	5.5	0.47	10.27	414.33	10.4	
14/12/2006	15.37.41	14/12/06 15.37	22.54	2.61	2764	1.43	558	5.4	0.47	10.27	414.33	10.3	
14/12/2006	16.37.41	14/12/06 16.37	22.49	2.61	2762	1.43	557	5.6	0.48	10.28	414.34	10.3	
14/12/2006	17.37.41	14/12/06 17.37	22.55	2.61	2764	1.43	557	5.4	0.47	10.28	414.34	10.4	
14/12/2006	18.37.41	14/12/06 18.37	22.53	2.61	2764	1.43	557	5.4	0.46	10.28	414.34	10.3	
14/12/2006	19.37.41	14/12/06 19.37	22.56	2.61	2766	1.43	557	5.3	0.45	10.29	414.35	10.4	
14/12/2006	20.37.41	14/12/06 20.37	22.55	2.61	2764	1.43	557	5.2	0.45	10.29	414.35	10.3	
14/12/2006	21.37.41	14/12/06 21.37	22.56	2.61	2764	1.43	557	5.1	0.44	10.29	414.35	10.3	
14/12/2006	22.37.41	14/12/06 22.37	22.5	2.61	2764	1.43	557	5.2	0.45	10.29	414.35	10.3	
14/12/2006	23.37.41	14/12/06 23.37	22.55	2.61	2764	1.43	557	5.1	0.43	10.29	414.35	10.4	
15/12/2006	0.37.41	15/12/06 0.37	22.55	2.61	2766	1.43	557	5	0.43	10.29	414.35	10.3	
15/12/2006	1.37.41	15/12/06 1.37	22.51	2.61	2764	1.43	557	5.2	0.45	10.29	414.35	10.4	
15/12/2006	2.37.41	15/12/06 2.37	22.55	2.61	2764	1.43	557	5	0.43	10.29	414.35	10.3	
15/12/2006	3.37.41	15/12/06 3.37	22.55	2.61	2768	1.44	558	5	0.43	10.3	414.36	10.3	
15/12/2006	4.37.41	15/12/06 4.37	22.55	2.61	2766	1.43	557	4.9	0.42	10.29	414.35	10.4	
15/12/2006	5.37.41	15/12/06 5.37	22.57	2.61	2768	1.44	557	4.8	0.42	10.29	414.35	10.4	
15/12/2006	6.37.41	15/12/06 6.37	22.55	2.61	2767	1.44	557	4.8	0.42	10.29	414.35	10.3	
15/12/2006	7.37.41	15/12/06 7.37	22.52	2.61	2765	1.43	557	4.9	0.42	10.29	414.35	10.3	
15/12/2006	8.37.41	15/12/06 8.37	22.57	2.61	2768	1.44	556	4.8	0.41	10.3	414.36	10.4	
15/12/2006	9.37.41	15/12/06 9.37	22.54	2.61	2767	1.43	557	4.8	0.41	10.29	414.35	10.3	
15/12/2006	10.37.41	15/12/06 10.37	22.56	2.61	2768	1.44	557	4.7	0.4	10.29	414.35	10.3	
15/12/2006	11.37.41	15/12/06 11.37	22.54	2.61	2767	1.44	556	4.7	0.4	10.29	414.35	10.3	
15/12/2006	12.37.41	15/12/06 12.37	22.54	2.61	2769	1.44	556	4.6	0.4	10.29	414.35	10.3	
15/12/2006	13.37.41	15/12/06 13.37	22.56	2.61	2767	1.44	556	4.6	0.39	10.3	414.36	10.3	
15/12/2006	14.37.41	15/12/06 14.37	22.54	2.61	2768	1.44	556	4.6	0.4	10.3	414.36	10.3	
15/12/2006	15.37.41	15/12/06 15.37	22.55	2.61	2769	1.44	555	4.6	0.4	10.29	414.35	10.3	
15/12/2006	16.37.41	15/12/06 16.37	22.57	2.6	2770	1.44	556	4.4	0.38	10.29	414.35	10.3	
15/12/2006	17.37.41	15/12/06 17.37	22.55	2.61	2768	1.44	555	4.5	0.38	10.29	414.35	10.3	
15/12/2006	18.37.41	15/12/06 18.37	22.56	2.61	2770	1.44	555	4.5	0.38	10.29	414.35	10.3	
15/12/2006	19.37.41	15/12/06 19.37	22.57	2.61	2770	1.44	555	4.4	0.38	10.29	414.35	10.3	
15/12/2006	20.37.41	15/12/06 20.37	22.53	2.6	2769	1.44	555	4.4	0.38	10.29	414.35	10.3	
15/12/2006	21.37.41	15/12/06 21.37	22.54	2.6	2768	1.44	555	4.3	0.37	10.29	414.35	10.3	
15/12/2006	22.37.41	15/12/06 22.37	22.54	2.6	2769	1.44	555	4.5	0.38	10.27	414.33	10.3	
15/12/2006	23.37.41	15/12/06 23.37	22.55	2.61	2770	1.44	554	4.3	0.36	10.27	414.33	10.3	
16/12/2006	0.37.41	16/12/06 0.37	22.54	2.6	2769	1.44	554	4.4	0.38	10.28	414.34	10.3	
16/12/2006	1.37.41	16/12/06 1.37	22.55	2.6	2771	1.44	554	4.3	0.36	10.27	414.33	10.3	
16/12/2006	2.37.41	16/12/06 2.37	22.57	2.6	2771	1.44	553	4.2	0.36	10.27	414.33	10.3	
16/12/2006	3.37.41	16/12/06 3.37	22.56	2.6	2771	1.44	553	4.1	0.35	10.27	414.33	10.3	
16/12/2006	4.37.41	16/12/06 4.37	22.55	2.6	2771	1.44	553	4	0.35	10.27	414.33	10.3	
16/12/2006	5.37.41	16/12/06 5.37	22.53	2.6	2771	1.44	552	4.1	0.35	10.26	414.32	10.3	
16/12/2006	6.37.41	16/12/06 6.37	22.55	2.6	2772	1.44	552	4	0.34	10.27	414.33	10.3	
16/12/2006	7.37.41	16/12/06 7.37	22.53	2.6	2773	1.44	551	4	0.34	10.27	414.33	10.3	

Pozzo Serpieri - Sonda superficiale periodo 22-11-2006 - 28-12-2006

Data	Ora	Data completa	Temp	pH	EC	Sal	ORP	DO%	DO	Battente acqua	Quota	Batt	Livello statico misurato
DDMMYY	HHMMSS	DDMMYYHHMM	°C	Units	µS/cm	ppt	mV	Sat	mg/l	m	m slm	Volts	m slm
16/12/2006	8.37.41	16/12/06 8.37	22.55	2.6	2775	1.44	551	3.9	0.33	10.28	414.34	10.3	
16/12/2006	9.37.41	16/12/06 9.37	22.55	2.6	2776	1.44	551	3.9	0.33	10.27	414.33	10.3	
16/12/2006	10.37.41	16/12/06 10.37	22.54	2.6	2775	1.44	551	3.8	0.33	10.28	414.34	10.3	
16/12/2006	11.37.41	16/12/06 11.37	22.53	2.6	2776	1.44	551	3.8	0.33	10.25	414.31	10.3	
16/12/2006	12.37.41	16/12/06 12.37	22.54	2.6	2776	1.44	550	3.8	0.33	10.26	414.32	10.3	
16/12/2006	13.37.41	16/12/06 13.37	22.54	2.6	2776	1.44	550	3.9	0.33	10.25	414.31	10.3	
16/12/2006	14.37.41	16/12/06 14.37	22.54	2.6	2776	1.44	549	3.7	0.32	10.25	414.31	10.3	
16/12/2006	15.37.41	16/12/06 15.37	22.56	2.6	2778	1.44	548	3.7	0.31	10.24	414.3	10.3	
16/12/2006	16.37.41	16/12/06 16.37	22.53	2.6	2777	1.44	548	3.8	0.33	10.26	414.32	10.3	
16/12/2006	17.37.41	16/12/06 17.37	22.52	2.6	2777	1.44	547	3.7	0.32	10.24	414.3	10.3	
16/12/2006	18.37.41	16/12/06 18.37	22.54	2.6	2776	1.44	546	3.7	0.31	10.24	414.3	10.2	
16/12/2006	19.37.41	16/12/06 19.37	22.51	2.6	2776	1.44	545	3.7	0.32	10.25	414.31	10.3	
16/12/2006	20.37.41	16/12/06 20.37	22.56	2.6	2777	1.44	545	3.6	0.31	10.25	414.31	10.2	
16/12/2006	21.37.41	16/12/06 21.37	22.56	2.6	2776	1.44	545	3.6	0.31	10.24	414.3	10.3	
16/12/2006	22.37.41	16/12/06 22.37	22.52	2.6	2774	1.44	544	3.6	0.31	10.25	414.31	10.3	
16/12/2006	23.37.41	16/12/06 23.37	22.56	2.6	2776	1.44	544	3.5	0.3	10.24	414.3	10.3	
17/12/2006	0.37.41	17/12/06 0.37	22.57	2.6	2778	1.44	543	3.5	0.3	10.26	414.32	10.3	
17/12/2006	1.37.41	17/12/06 1.37	22.52	2.6	2774	1.44	542	3.5	0.3	10.24	414.3	10.2	
17/12/2006	2.37.41	17/12/06 2.37	22.55	2.6	2776	1.44	542	3.4	0.29	10.23	414.29	10.2	
17/12/2006	3.37.41	17/12/06 3.37	22.57	2.6	2778	1.44	541	3.4	0.29	10.23	414.29	10.2	
17/12/2006	4.37.41	17/12/06 4.37	22.57	2.6	2778	1.44	541	3.4	0.29	10.23	414.29	10.2	
17/12/2006	5.37.41	17/12/06 5.37	22.55	2.6	2776	1.44	541	3.4	0.29	10.22	414.28	10.2	
17/12/2006	6.37.41	17/12/06 6.37	22.55	2.6	2776	1.44	541	3.4	0.29	10.22	414.28	10.2	
17/12/2006	7.37.41	17/12/06 7.37	22.56	2.6	2777	1.44	540	3.4	0.29	10.22	414.28	10.2	
17/12/2006	8.37.41	17/12/06 8.37	22.56	2.6	2777	1.44	540	3.4	0.29	10.24	414.3	10.2	
17/12/2006	9.37.41	17/12/06 9.37	22.58	2.6	2779	1.44	540	3.4	0.29	10.23	414.29	10.2	
17/12/2006	10.37.41	17/12/06 10.37	22.57	2.6	2779	1.44	539	3.3	0.28	10.22	414.28	10.2	
17/12/2006	11.37.41	17/12/06 11.37	22.58	2.6	2778	1.44	539	3.4	0.29	10.22	414.28	10.2	
17/12/2006	12.37.41	17/12/06 12.37	22.57	2.6	2776	1.44	539	3.4	0.29	10.23	414.29	10.2	
17/12/2006	13.37.41	17/12/06 13.37	22.53	2.6	2776	1.44	539	3.4	0.29	10.21	414.27	10.2	
17/12/2006	14.37.41	17/12/06 14.37	22.54	2.6	2777	1.44	539	3.3	0.28	10.21	414.27	10.2	
17/12/2006	15.37.41	17/12/06 15.37	22.57	2.6	2780	1.44	539	3.2	0.27	10.2	414.26	10.2	
17/12/2006	16.37.41	17/12/06 16.37	22.56	2.6	2777	1.44	539	3.2	0.27	10.2	414.26	10.2	
17/12/2006	17.37.41	17/12/06 17.37	22.57	2.6	2779	1.44	538	3.4	0.29	10.2	414.26	10.2	
17/12/2006	18.37.41	17/12/06 18.37	22.54	2.6	2776	1.44	538	3.4	0.29	10.21	414.27	10.2	
17/12/2006	19.37.41	17/12/06 19.37	22.55	2.6	2776	1.44	538	3.2	0.27	10.2	414.26	10.2	
17/12/2006	20.37.41	17/12/06 20.37	22.54	2.6	2777	1.44	538	3.4	0.29	10.19	414.25	10.2	
17/12/2006	21.37.41	17/12/06 21.37	22.56	2.6	2775	1.44	539	3.2	0.27	10.19	414.25	10.2	
17/12/2006	22.37.41	17/12/06 22.37	22.6	2.6	2779	1.44	538	3.1	0.27	10.19	414.25	10.2	
17/12/2006	23.37.41	17/12/06 23.37	22.59	2.6	2779	1.44	539	3.2	0.27	10.18	414.24	10.2	
18/12/2006	0.37.41	18/12/06 0.37	22.59	2.6	2778	1.44	540	3.2	0.27	10.18	414.24	10.2	
18/12/2006	1.37.41	18/12/06 1.37	22.57	2.6	2778	1.44	540	3.1	0.27	10.17	414.23	10.2	
18/12/2006	2.37.41	18/12/06 2.37	22.58	2.6	2779	1.44	540	3.1	0.26	10.17	414.23	10.2	
18/12/2006	3.37.41	18/12/06 3.37	22.58	2.6	2778	1.44	541	3.1	0.26	10.15	414.21	10.2	
18/12/2006	4.37.41	18/12/06 4.37	22.54	2.6	2776	1.44	541	3.2	0.27	10.16	414.22	10.2	
18/12/2006	5.37.41	18/12/06 5.37	22.56	2.6	2777	1.44	541	3.1	0.26	10.15	414.21	10.2	
18/12/2006	6.37.41	18/12/06 6.37	22.58	2.6	2778	1.44	541	3.1	0.26	10.14	414.2	10.2	
18/12/2006	7.37.41	18/12/06 7.37	22.59	2.6	2778	1.44	542	3.1	0.26	10.13	414.19	10.2	
18/12/2006	8.37.41	18/12/06 8.37	22.55	2.6	2779	1.44	541	3.1	0.27	10.14	414.2	10.2	
18/12/2006	9.37.41	18/12/06 9.37	22.56	2.6	2778	1.44	542	3.1	0.27	10.14	414.2	10.2	
18/12/2006	10.37.41	18/12/06 10.37	22.59	2.6	2778	1.44	542	3	0.26	10.15	414.21	10.2	
18/12/2006	11.37.41	18/12/06 11.37	22.57	2.6	2778	1.44	542	3.1	0.26	10.14	414.2	10.2	
18/12/2006	12.37.41	18/12/06 12.37	22.57	2.6	2779	1.44	542	3	0.26	10.13	414.19	10.2	
18/12/2006	13.37.41	18/12/06 13.37	22.57	2.6	2779	1.44	542	2.9	0.25	10.13	414.19	10.2	
18/12/2006	14.37.41	18/12/06 14.37	22.57	2.6	2778	1.44	543	3	0.26	10.13	414.19	10.2	
18/12/2006	15.37.41	18/12/06 15.37	22.59	2.6	2779	1.44	543	3.1	0.26	10.13	414.19	10.2	

Pozzo Serpieri - Sonda superficiale periodo 22-11-2006 - 28-12-2006

Data	Ora	Data completa	Temp	pH	EC	Sal	ORP	DO%	DO	Battente acqua	Quota	Batt	Livello statico misurato
DDMMYY	HHMMSS	DDMMYYHHMM	°C	Units	µS/cm	ppt	mV	Sat	mg/l	m	m slm	Volts	m slm
18/12/2006	16.37.41	18/12/06 16.37	22.58	2.6	2778	1.44	544	3	0.26	10.13	414.19	10.1	
18/12/2006	17.37.41	18/12/06 17.37	22.59	2.6	2779	1.44	544	3.1	0.26	10.13	414.19	10.1	
18/12/2006	18.37.41	18/12/06 18.37	22.55	2.6	2776	1.44	544	3.1	0.26	10.12	414.18	10.2	
18/12/2006	19.37.41	18/12/06 19.37	22.55	2.6	2775	1.44	544	3.1	0.26	10.13	414.19	10.1	
18/12/2006	20.37.41	18/12/06 20.37	22.55	2.6	2777	1.44	544	3	0.26	10.13	414.19	10.1	
18/12/2006	21.37.41	18/12/06 21.37	22.56	2.6	2777	1.44	545	3.1	0.26	10.14	414.2	10.1	
18/12/2006	22.37.41	18/12/06 22.37	22.56	2.6	2776	1.44	545	3.1	0.26	10.14	414.2	10.1	
18/12/2006	23.37.41	18/12/06 23.37	22.56	2.6	2778	1.44	546	3.1	0.26	10.16	414.22	10.1	
19/12/2006	0.37.41	19/12/06 0.37	22.55	2.6	2776	1.44	545	3.1	0.26	10.14	414.2	10.1	
19/12/2006	1.37.41	19/12/06 1.37	22.56	2.6	2777	1.44	546	3	0.26	10.14	414.2	10.1	
19/12/2006	2.37.41	19/12/06 2.37	22.52	2.6	2776	1.44	546	3.2	0.27	10.16	414.22	10.1	
19/12/2006	3.37.41	19/12/06 3.37	22.55	2.6	2776	1.44	547	3.1	0.27	10.14	414.2	10.1	
19/12/2006	4.37.41	19/12/06 4.37	22.55	2.6	2777	1.44	547	3.1	0.26	10.14	414.2	10.1	
19/12/2006	5.37.41	19/12/06 5.37	22.52	2.6	2773	1.44	547	3.1	0.26	10.14	414.2	10.1	
19/12/2006	6.37.41	19/12/06 6.37	22.56	2.6	2777	1.44	547	3.1	0.26	10.16	414.22	10.1	
19/12/2006	7.37.41	19/12/06 7.37	22.53	2.6	2777	1.44	547	3.1	0.27	10.16	414.22	10.1	
19/12/2006	8.37.41	19/12/06 8.37	22.51	2.6	2775	1.44	548	3	0.26	10.16	414.22	10.1	
19/12/2006	9.37.41	19/12/06 9.37	22.55	2.6	2776	1.44	548	3.1	0.26	10.15	414.21	10.1	
19/12/2006	10.37.41	19/12/06 10.37	22.52	2.6	2776	1.44	548	3.1	0.27	10.18	414.24	10.1	
19/12/2006	11.37.41	19/12/06 11.37	22.54	2.6	2776	1.44	548	3.1	0.27	10.17	414.23	10.1	
19/12/2006	12.37.41	19/12/06 12.37	22.55	2.6	2776	1.44	548	3	0.26	10.17	414.23	10.1	
19/12/2006	13.37.41	19/12/06 13.37	22.52	2.6	2776	1.44	549	3.1	0.27	10.15	414.21	10.1	
19/12/2006	14.37.41	19/12/06 14.37	22.55	2.6	2776	1.44	549	3	0.26	10.17	414.23	10.1	
19/12/2006	15.37.41	19/12/06 15.37	22.52	2.6	2774	1.44	549	3.1	0.26	10.17	414.23	10.1	
19/12/2006	16.37.41	19/12/06 16.37	22.5	2.6	2776	1.44	549	3.1	0.27	10.19	414.25	10.1	
19/12/2006	17.37.41	19/12/06 17.37	22.52	2.6	2774	1.44	549	3.1	0.26	10.19	414.25	10.1	
19/12/2006	18.37.41	19/12/06 18.37	22.52	2.6	2777	1.44	549	3.2	0.27	10.19	414.25	10.1	
19/12/2006	19.37.41	19/12/06 19.37	22.48	2.6	2775	1.44	549	3.4	0.29	10.18	414.24	10.1	
19/12/2006	20.37.41	19/12/06 20.37	22.5	2.6	2775	1.44	550	3.8	0.33	10.2	414.26	10.1	
19/12/2006	21.37.41	19/12/06 21.37	22.5	2.6	2774	1.44	549	3.8	0.33	10.2	414.26	10.1	
19/12/2006	22.37.41	19/12/06 22.37	22.49	2.6	2775	1.44	550	3.9	0.33	10.2	414.26	10.1	
19/12/2006	23.37.41	19/12/06 23.37	22.49	2.6	2775	1.44	550	4	0.34	10.2	414.26	10.1	
20/12/2006	0.37.41	20/12/06 0.37	22.48	2.6	2771	1.44	549	4	0.34	10.21	414.27	10.1	
20/12/2006	1.37.41	20/12/06 1.37	22.48	2.6	2774	1.44	549	4	0.35	10.21	414.27	10.1	
20/12/2006	2.37.41	20/12/06 2.37	22.48	2.6	2775	1.44	550	4.1	0.35	10.21	414.27	10.1	
20/12/2006	3.37.41	20/12/06 3.37	22.48	2.6	2774	1.44	550	4	0.35	10.24	414.3	10.1	
20/12/2006	4.37.41	20/12/06 4.37	22.47	2.6	2772	1.44	551	4.1	0.35	10.21	414.27	10.1	
20/12/2006	5.37.41	20/12/06 5.37	22.45	2.6	2774	1.44	550	4.1	0.35	10.22	414.28	10.1	
20/12/2006	6.37.41	20/12/06 6.37	22.45	2.6	2773	1.44	551	4.2	0.36	10.23	414.29	10.1	
20/12/2006	7.37.41	20/12/06 7.37	22.43	2.6	2773	1.44	551	4.3	0.37	10.25	414.31	10.1	
20/12/2006	8.37.41	20/12/06 8.37	22.45	2.6	2773	1.44	551	4.1	0.35	10.22	414.28	10.1	
20/12/2006	9.37.41	20/12/06 9.37	22.41	2.6	2771	1.44	551	4.3	0.37	10.23	414.29	10.1	
20/12/2006	10.37.41	20/12/06 10.37	22.42	2.6	2773	1.44	551	4.3	0.37	10.23	414.29	10.1	
20/12/2006	11.37.41	20/12/06 11.37	22.41	2.61	2771	1.44	552	4.3	0.37	10.25	414.31	10.1	
20/12/2006	12.37.41	20/12/06 12.37	22.39	2.61	2770	1.44	552	4.4	0.38	10.24	414.3	10.1	
20/12/2006	13.37.41	20/12/06 13.37	22.38	2.61	2771	1.44	552	4.3	0.37	10.23	414.29	10.1	
20/12/2006	14.37.41	20/12/06 14.37	22.42	2.61	2771	1.44	552	4.3	0.37	10.24	414.3	10.1	
20/12/2006	15.37.41	20/12/06 15.37	22.37	2.61	2769	1.44	552	4.4	0.38	10.24	414.3	10.1	
20/12/2006	16.37.41	20/12/06 16.37	22.4	2.61	2771	1.44	552	4.4	0.38	10.25	414.31	10.1	
20/12/2006	17.37.41	20/12/06 17.37	22.4	2.61	2771	1.44	551	4.5	0.38	10.24	414.3	10.1	
20/12/2006	18.37.41	20/12/06 18.37	22.36	2.61	2768	1.44	551	4.4	0.38	10.25	414.31	10.1	
20/12/2006	19.37.41	20/12/06 19.37	22.38	2.61	2768	1.44	551	4.5	0.39	10.25	414.31	10.1	
20/12/2006	20.37.41	20/12/06 20.37	22.36	2.61	2768	1.44	551	4.5	0.39	10.25	414.31	10.1	
20/12/2006	21.37.41	20/12/06 21.37	22.35	2.61	2765	1.43	551	4.4	0.38	10.25	414.31	10.1	
20/12/2006	22.37.41	20/12/06 22.37	22.35	2.61	2766	1.44	551	4.6	0.39	10.25	414.31	10.1	
20/12/2006	23.37.41	20/12/06 23.37	22.33	2.61	2765	1.43	552	4.6	0.39	10.25	414.31	10.1	

Pozzo Serpieri - Sonda superficiale periodo 22-11-2006 - 28-12-2006

Data	Ora	Data completa	Temp	pH	EC	Sal	ORP	DO%	DO	Battente acqua	Quota	Batt	Livello statico misurato
DDMMYY	HHMMSS	DDMMYYHHMM	°C	Units	µS/cm	ppt	mV	Sat	mg/l	m	m slm	Volts	m slm
21/12/2006	0.37.41	21/12/06 0.37	22.29	2.61	2762	1.43	551	4.6	0.39	10.26	414.32	10.1	
21/12/2006	1.37.41	21/12/06 1.37	22.27	2.61	2759	1.43	551	4.8	0.41	10.25	414.31	10.1	
21/12/2006	2.37.41	21/12/06 2.37	22.3	2.61	2760	1.43	551	4.7	0.41	10.25	414.31	10.1	
21/12/2006	3.37.41	21/12/06 3.37	22.27	2.62	2760	1.43	552	4.7	0.41	10.26	414.32	10.1	
21/12/2006	4.37.41	21/12/06 4.37	22.26	2.61	2757	1.43	552	4.8	0.41	10.25	414.31	10.1	
21/12/2006	5.37.41	21/12/06 5.37	22.25	2.62	2756	1.43	552	4.8	0.41	10.25	414.31	10.1	
21/12/2006	6.37.41	21/12/06 6.37	22.24	2.62	2756	1.43	552	4.9	0.42	10.25	414.31	10.1	
21/12/2006	7.37.41	21/12/06 7.37	22.2	2.62	2754	1.43	552	4.9	0.43	10.25	414.31	10.1	
21/12/2006	8.37.41	21/12/06 8.37	22.22	2.62	2754	1.43	552	4.9	0.43	10.25	414.31	10.1	
21/12/2006	9.37.41	21/12/06 9.37	22.21	2.62	2751	1.43	552	5	0.43	10.25	414.31	10.1	
21/12/2006	10.37.41	21/12/06 10.37	22.18	2.62	2750	1.43	552	5.1	0.44	10.25	414.31	10.1	
21/12/2006	11.37.41	21/12/06 11.37	22.17	2.62	2748	1.43	552	5.1	0.44	10.25	414.31	10.1	
21/12/2006	12.37.41	21/12/06 12.37	22.15	2.62	2744	1.42	552	5.1	0.44	10.25	414.31	10.1	
21/12/2006	13.37.41	21/12/06 13.37	22.13	2.63	2741	1.42	552	5.2	0.45	10.26	414.32	10.1	
21/12/2006	14.37.41	21/12/06 14.37	22.1	2.63	2738	1.42	552	5.2	0.45	10.25	414.31	10.1	
21/12/2006	15.37.41	21/12/06 15.37	22.1	2.63	2735	1.42	552	5.4	0.47	10.26	414.32	10.1	
21/12/2006	16.37.41	21/12/06 16.37	22.05	2.63	2732	1.42	552	5.5	0.47	10.26	414.32	10	
21/12/2006	17.37.41	21/12/06 17.37	22.06	2.64	2731	1.42	551	5.5	0.48	10.28	414.34	10	
21/12/2006	18.37.41	21/12/06 18.37	22.04	2.64	2728	1.41	552	5.5	0.47	10.25	414.31	10.1	
21/12/2006	19.37.41	21/12/06 19.37	22.01	2.64	2724	1.41	551	5.6	0.49	10.27	414.33	10	
21/12/2006	20.37.41	21/12/06 20.37	22	2.64	2724	1.41	551	5.5	0.48	10.28	414.34	10	
21/12/2006	21.37.41	21/12/06 21.37	21.99	2.64	2722	1.41	551	5.6	0.49	10.28	414.34	10	
21/12/2006	22.37.41	21/12/06 22.37	21.97	2.65	2717	1.41	552	5.7	0.49	10.28	414.34	10	
21/12/2006	23.37.41	21/12/06 23.37	21.96	2.65	2716	1.41	551	5.8	0.5	10.28	414.34	10	
22/12/2006	0.37.41	22/12/06 0.37	21.95	2.65	2714	1.41	552	5.8	0.5	10.27	414.33	10	
22/12/2006	1.37.41	22/12/06 1.37	21.92	2.65	2711	1.41	551	5.8	0.5	10.29	414.35	10	
22/12/2006	2.37.41	22/12/06 2.37	21.91	2.65	2709	1.4	551	5.8	0.51	10.29	414.35	10	
22/12/2006	3.37.41	22/12/06 3.37	21.9	2.66	2705	1.4	551	5.8	0.51	10.27	414.33	10	
22/12/2006	4.37.41	22/12/06 4.37	21.89	2.66	2705	1.4	551	5.8	0.5	10.29	414.35	10	
22/12/2006	5.37.41	22/12/06 5.37	21.88	2.66	2701	1.4	551	5.9	0.51	10.28	414.34	10	
22/12/2006	6.37.41	22/12/06 6.37	21.86	2.66	2698	1.4	550	5.9	0.51	10.29	414.35	10	
22/12/2006	7.37.41	22/12/06 7.37	21.85	2.66	2695	1.4	550	5.9	0.51	10.29	414.35	10	
22/12/2006	8.37.41	22/12/06 8.37	21.8	2.67	2691	1.39	549	6	0.52	10.29	414.35	10	
22/12/2006	9.37.41	22/12/06 9.37	21.82	2.67	2688	1.39	549	5.8	0.51	10.3	414.36	10	
22/12/2006	10.37.41	22/12/06 10.37	21.81	2.67	2687	1.39	549	5.8	0.51	10.3	414.36	10	
22/12/2006	11.37.41	22/12/06 11.37	21.8	2.68	2688	1.39	549	5.9	0.51	10.29	414.35	10	
22/12/2006	12.37.41	22/12/06 12.37	21.77	2.68	2682	1.39	549	5.9	0.51	10.29	414.35	10	
22/12/2006	13.37.41	22/12/06 13.37	21.76	2.68	2680	1.39	549	6	0.52	10.29	414.35	10	
22/12/2006	14.37.41	22/12/06 14.37	21.76	2.68	2678	1.39	549	6.1	0.53	10.29	414.35	10	
22/12/2006	15.37.41	22/12/06 15.37	21.75	2.68	2680	1.39	549	5.9	0.52	10.3	414.36	10	
22/12/2006	16.37.41	22/12/06 16.37	21.74	2.68	2673	1.39	549	6.1	0.53	10.3	414.36	10	
22/12/2006	17.37.41	22/12/06 17.37	21.73	2.69	2673	1.39	549	6	0.52	10.3	414.36	9.9	
22/12/2006	18.37.41	22/12/06 18.37	21.71	2.69	2671	1.38	549	6.1	0.53	10.3	414.36	9.9	
22/12/2006	19.37.41	22/12/06 19.37	21.69	2.69	2667	1.38	548	5.9	0.52	10.33	414.39	9.9	
22/12/2006	20.37.41	22/12/06 20.37	21.7	2.69	2667	1.38	548	5.9	0.52	10.32	414.38	9.9	
22/12/2006	21.37.41	22/12/06 21.37	21.68	2.69	2662	1.38	548	6	0.52	10.33	414.39	9.9	
22/12/2006	22.37.41	22/12/06 22.37	21.66	2.7	2660	1.38	548	6	0.52	10.32	414.38	9.9	
22/12/2006	23.37.41	22/12/06 23.37	21.66	2.7	2659	1.38	548	5.8	0.51	10.31	414.37	9.9	
23/12/2006	0.37.41	23/12/06 0.37	21.65	2.7	2657	1.38	547	5.8	0.51	10.33	414.39	9.9	
23/12/2006	1.37.41	23/12/06 1.37	21.64	2.7	2653	1.37	547	5.8	0.51	10.32	414.38	9.9	
23/12/2006	2.37.41	23/12/06 2.37	21.62	2.71	2653	1.37	547	5.8	0.51	10.32	414.38	9.9	
23/12/2006	3.37.41	23/12/06 3.37	21.62	2.71	2649	1.37	547	5.8	0.5	10.32	414.38	9.9	
23/12/2006	4.37.41	23/12/06 4.37	21.62	2.71	2649	1.37	547	5.9	0.51	10.32	414.38	9.9	
23/12/2006	5.37.41	23/12/06 5.37	21.6	2.71	2646	1.37	546	5.9	0.51	10.32	414.38	9.9	
23/12/2006	6.37.41	23/12/06 6.37	21.56	2.71	2642	1.37	545	6	0.52	10.33	414.39	9.9	
23/12/2006	7.37.41	23/12/06 7.37	21.57	2.72	2641	1.37	546	5.8	0.5	10.32	414.38	9.9	

Pozzo Serpieri - Sonda superficiale periodo 22-11-2006 - 28-12-2006

Data	Ora	Data completa	Temp	pH	EC	Sal	ORP	DO%	DO	Battente acqua	Quota	Batt	Livello statico misurato
DDMMYY	HHMMSS	DDMMYYHHMM	°C	Units	µS/cm	ppt	mV	Sat	mg/l	m	m slm	Volts	m slm
23/12/2006	8.37.41	23/12/06 8.37	21.56	2.72	2640	1.37	546	5.8	0.5	10.32	414.38	9.9	
23/12/2006	9.37.41	23/12/06 9.37	21.54	2.72	2639	1.37	545	5.8	0.5	10.33	414.39	9.9	
23/12/2006	10.37.41	23/12/06 10.37	21.54	2.72	2635	1.36	545	5.8	0.5	10.34	414.4	9.9	
23/12/2006	11.37.41	23/12/06 11.37	21.52	2.72	2635	1.36	545	5.7	0.5	10.32	414.38	9.9	
23/12/2006	12.37.41	23/12/06 12.37	21.53	2.72	2635	1.36	545	5.8	0.51	10.33	414.39	9.9	
23/12/2006	13.37.41	23/12/06 13.37	21.51	2.73	2632	1.36	545	5.7	0.5	10.31	414.37	9.9	
23/12/2006	14.37.41	23/12/06 14.37	21.5	2.73	2629	1.36	545	5.8	0.51	10.31	414.37	9.9	
23/12/2006	15.37.41	23/12/06 15.37	21.49	2.73	2624	1.36	545	5.7	0.5	10.32	414.38	9.9	
23/12/2006	16.37.41	23/12/06 16.37	21.48	2.73	2627	1.36	545	5.7	0.5	10.31	414.37	9.9	
23/12/2006	17.37.41	23/12/06 17.37	21.47	2.73	2623	1.36	544	5.6	0.49	10.32	414.38	9.9	
23/12/2006	18.37.41	23/12/06 18.37	21.46	2.73	2622	1.36	544	5.7	0.5	10.32	414.38	9.8	
23/12/2006	19.37.41	23/12/06 19.37	21.46	2.74	2620	1.36	544	5.5	0.48	10.32	414.38	9.8	
23/12/2006	20.37.41	23/12/06 20.37	21.44	2.74	2616	1.35	543	5.6	0.49	10.32	414.38	9.9	
23/12/2006	21.37.41	23/12/06 21.37	21.45	2.74	2614	1.35	543	5.6	0.49	10.32	414.38	9.9	
23/12/2006	22.37.41	23/12/06 22.37	21.45	2.75	2613	1.35	543	5.4	0.47	10.32	414.38	9.9	
23/12/2006	23.37.41	23/12/06 23.37	21.44	2.75	2610	1.35	543	5.3	0.47	10.32	414.38	9.9	
24/12/2006	0.37.41	24/12/06 0.37	21.46	2.76	2607	1.35	541	5.2	0.45	10.32	414.38	9.9	
24/12/2006	1.37.41	24/12/06 1.37	21.46	2.77	2603	1.35	538	5	0.43	10.31	414.37	9.8	
24/12/2006	2.37.41	24/12/06 2.37	21.48	2.77	2597	1.34	533	4.6	0.4	10.32	414.38	9.8	
24/12/2006	3.37.41	24/12/06 3.37	21.46	2.78	2591	1.34	524	4.4	0.39	10.32	414.38	9.8	
24/12/2006	4.37.41	24/12/06 4.37	21.49	2.78	2594	1.34	517	4.1	0.35	10.31	414.37	9.8	
24/12/2006	5.37.41	24/12/06 5.37	21.55	2.78	2596	1.34	514	3.8	0.33	10.31	414.37	9.8	
24/12/2006	6.37.41	24/12/06 6.37	21.58	2.78	2597	1.34	509	3.4	0.29	10.29	414.35	9.8	
24/12/2006	7.37.41	24/12/06 7.37	21.65	2.78	2600	1.35	505	3	0.26	10.29	414.35	9.8	
24/12/2006	8.37.41	24/12/06 8.37	21.68	2.77	2602	1.35	502	2.8	0.24	10.32	414.38	9.8	
24/12/2006	9.37.41	24/12/06 9.37	21.7	2.77	2603	1.35	500	2.3	0.2	10.32	414.38	9.8	
24/12/2006	10.37.41	24/12/06 10.37	21.84	2.76	2610	1.35	498	2.1	0.18	10.31	414.37	9.8	
24/12/2006	11.37.41	24/12/06 11.37	21.84	2.75	2609	1.35	497	1.7	0.15	10.31	414.37	9.8	
24/12/2006	12.37.41	24/12/06 12.37	21.92	2.75	2617	1.35	497	1.3	0.12	10.3	414.36	9.8	
24/12/2006	13.37.41	24/12/06 13.37	21.98	2.74	2627	1.36	497	1.2	0.1	10.29	414.35	9.8	
24/12/2006	14.37.41	24/12/06 14.37	22.01	2.74	2624	1.36	498	0.9	0.08	10.29	414.35	9.8	
24/12/2006	15.37.41	24/12/06 15.37	22.06	2.73	2629	1.36	499	0.8	0.07	10.29	414.35	9.8	
24/12/2006	16.37.41	24/12/06 16.37	22.1	2.73	2628	1.36	499	0.7	0.06	10.29	414.35	9.8	
24/12/2006	17.37.41	24/12/06 17.37	22.12	2.72	2632	1.36	499	0.6	0.05	10.29	414.35	9.8	
24/12/2006	18.37.41	24/12/06 18.37	22.21	2.72	2638	1.36	499	0.4	0.03	10.27	414.33	9.8	
24/12/2006	19.37.41	24/12/06 19.37	22.26	2.71	2637	1.36	490	0.4	0.03	10.28	414.34	9.8	
24/12/2006	20.37.41	24/12/06 20.37	22.29	2.71	2647	1.37	484	0.2	0.02	10.28	414.34	9.8	
24/12/2006	21.37.41	24/12/06 21.37	22.35	2.71	2653	1.37	479	0.4	0.03	10.27	414.33	9.7	
24/12/2006	22.37.41	24/12/06 22.37	22.37	2.7	2654	1.37	473	0.2	0.02	10.27	414.33	9.8	
24/12/2006	23.37.41	24/12/06 23.37	22.35	2.7	2650	1.37	472	0.3	0.03	10.27	414.33	9.8	
25/12/2006	0.37.41	25/12/06 0.37	22.4	2.7	2657	1.38	469	0.2	0.02	10.26	414.32	9.7	
25/12/2006	1.37.41	25/12/06 1.37	22.43	2.7	2660	1.38	468	0.2	0.02	10.27	414.33	9.8	
25/12/2006	2.37.41	25/12/06 2.37	22.47	2.7	2661	1.38	465	0.1	0.01	10.27	414.33	9.8	
25/12/2006	3.37.41	25/12/06 3.37	22.49	2.7	2660	1.38	464	0.2	0.02	10.26	414.32	9.7	
25/12/2006	4.37.41	25/12/06 4.37	22.51	2.7	2663	1.38	462	0.2	0.02	10.26	414.32	9.8	
25/12/2006	5.37.41	25/12/06 5.37	22.51	2.7	2660	1.38	461	0.3	0.03	10.26	414.32	9.8	
25/12/2006	6.37.41	25/12/06 6.37	22.54	2.7	2666	1.38	461	0.1	0.01	10.27	414.33	9.7	
25/12/2006	7.37.41	25/12/06 7.37	22.51	2.7	2659	1.38	459	0.3	0.03	10.28	414.34	9.7	
25/12/2006	8.37.41	25/12/06 8.37	22.56	2.7	2662	1.38	458	0.2	0.02	10.27	414.33	9.7	
25/12/2006	9.37.41	25/12/06 9.37	22.6	2.7	2663	1.38	458	0.2	0.02	10.26	414.32	9.7	
25/12/2006	10.37.41	25/12/06 10.37	22.55	2.7	2659	1.38	457	0.2	0.02	10.27	414.33	9.7	
25/12/2006	11.37.41	25/12/06 11.37	22.6	2.7	2660	1.38	457	0.2	0.02	10.27	414.33	9.7	
25/12/2006	12.37.41	25/12/06 12.37	22.61	2.7	2660	1.38	457	0.3	0.03	10.27	414.33	9.7	
25/12/2006	13.37.41	25/12/06 13.37	22.64	2.7	2661	1.38	456	0.3	0.03	10.25	414.31	9.7	
25/12/2006	14.37.41	25/12/06 14.37	22.63	2.7	2657	1.37	456	0.1	0.01	10.27	414.33	9.7	
25/12/2006	15.37.41	25/12/06 15.37	22.62	2.7	2655	1.37	456	0.2	0.02	10.25	414.31	9.7	

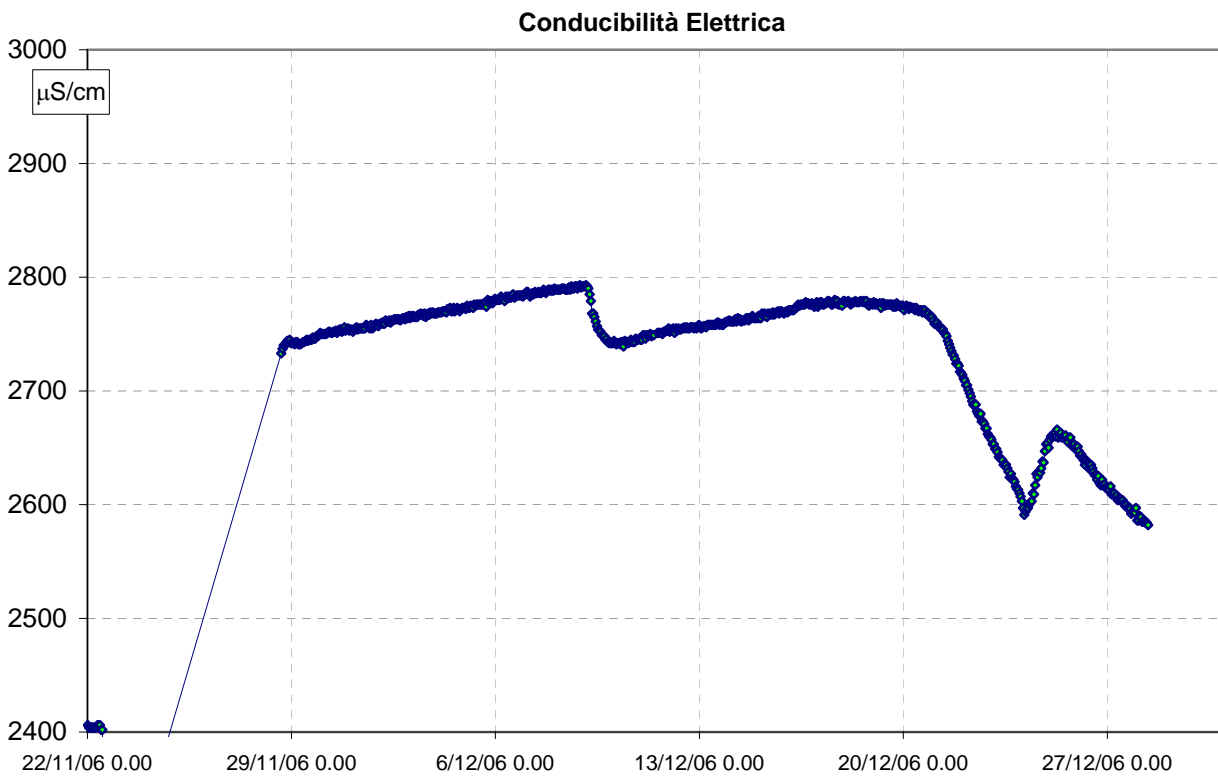
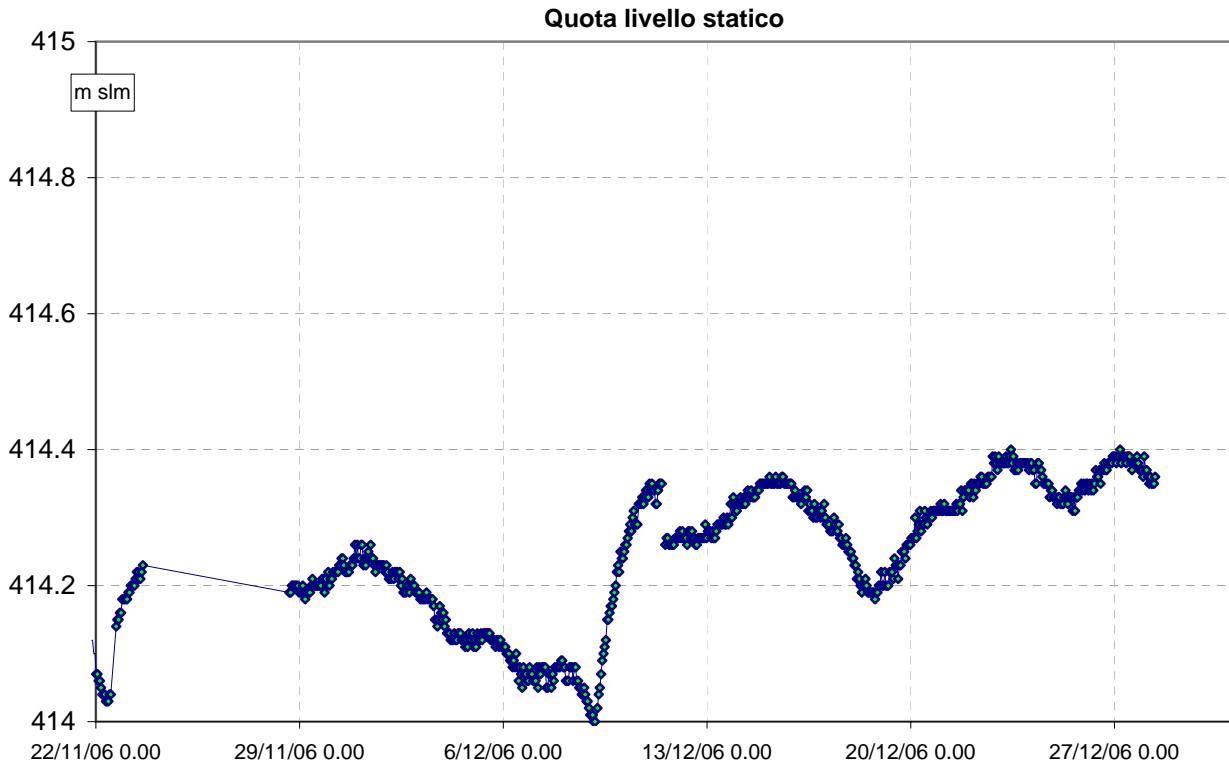
Pozzo Serpieri - Sonda superficiale periodo 22-11-2006 - 28-12-2006

Data	Ora	Data completa	Temp	pH	EC	Sal	ORP	DO%	DO	Battente acqua	Quota	Batt	Livello statico misurato
DDMMYY	HHMMSS	DDMMYYHHMM	°C	Units	µS/cm	ppt	mV	Sat	mg/l	m	m slm	Volts	m slm
25/12/2006	16.37.41	25/12/06 16.37	22.69	2.7	2659	1.38	456	0.1	0.01	10.27	414.33	9.7	
25/12/2006	17.37.41	25/12/06 17.37	22.68	2.71	2659	1.38	455	0.2	0.02	10.27	414.33	9.7	
25/12/2006	18.37.41	25/12/06 18.37	22.64	2.71	2652	1.37	455	0.1	0.01	10.28	414.34	9.7	
25/12/2006	19.37.41	25/12/06 19.37	22.7	2.71	2654	1.37	455	0.1	0.01	10.28	414.34	9.7	
25/12/2006	20.37.41	25/12/06 20.37	22.7	2.71	2653	1.37	455	0.3	0.03	10.29	414.35	9.7	
25/12/2006	21.37.41	25/12/06 21.37	22.7	2.71	2650	1.37	455	0.2	0.02	10.28	414.34	9.7	
25/12/2006	22.37.41	25/12/06 22.37	22.76	2.71	2648	1.37	454	0.1	0.01	10.29	414.35	9.7	
25/12/2006	23.37.41	25/12/06 23.37	22.74	2.71	2651	1.37	454	0.2	0.02	10.28	414.34	9.7	
26/12/2006	0.37.41	26/12/06 0.37	22.75	2.71	2647	1.37	453	0.1	0.01	10.29	414.35	9.7	
26/12/2006	1.37.41	26/12/06 1.37	22.76	2.71	2643	1.37	453	0.2	0.02	10.29	414.35	9.7	
26/12/2006	2.37.41	26/12/06 2.37	22.77	2.72	2644	1.37	454	0.1	0.01	10.28	414.34	9.7	
26/12/2006	3.37.41	26/12/06 3.37	22.77	2.72	2641	1.37	453	0.1	0.01	10.29	414.35	9.7	
26/12/2006	4.37.41	26/12/06 4.37	22.79	2.72	2639	1.37	453	0.3	0.03	10.28	414.34	9.7	
26/12/2006	5.37.41	26/12/06 5.37	22.78	2.72	2635	1.36	453	0.2	0.02	10.29	414.35	9.7	
26/12/2006	6.37.41	26/12/06 6.37	22.81	2.72	2639	1.36	453	0.2	0.02	10.28	414.34	9.7	
26/12/2006	7.37.41	26/12/06 7.37	22.82	2.72	2637	1.36	453	0.3	0.03	10.29	414.35	9.7	
26/12/2006	8.37.41	26/12/06 8.37	22.81	2.72	2636	1.36	453	0.2	0.02	10.31	414.37	9.7	
26/12/2006	9.37.41	26/12/06 9.37	22.82	2.73	2631	1.36	452	0.1	0.01	10.3	414.36	9.7	
26/12/2006	10.37.41	26/12/06 10.37	22.85	2.72	2635	1.36	452	0.1	0.01	10.3	414.36	9.7	
26/12/2006	11.37.41	26/12/06 11.37	22.84	2.73	2632	1.36	452	0.1	0.01	10.31	414.37	9.7	
26/12/2006	12.37.41	26/12/06 12.37	22.83	2.73	2629	1.36	452	0.1	0.01	10.29	414.35	9.7	
26/12/2006	13.37.41	26/12/06 13.37	22.84	2.73	2626	1.36	451	0.2	0.02	10.31	414.37	9.7	
26/12/2006	14.37.41	26/12/06 14.37	22.88	2.73	2626	1.36	451	0.2	0.02	10.31	414.37	9.7	
26/12/2006	15.37.41	26/12/06 15.37	22.82	2.73	2622	1.36	452	0.2	0.02	10.32	414.38	9.7	
26/12/2006	16.37.41	26/12/06 16.37	22.89	2.73	2625	1.36	452	0.2	0.02	10.31	414.37	9.7	
26/12/2006	17.37.41	26/12/06 17.37	22.85	2.74	2619	1.35	451	0.1	0.01	10.31	414.37	9.7	
26/12/2006	18.37.41	26/12/06 18.37	22.85	2.74	2617	1.35	451	0.2	0.02	10.32	414.38	9.7	
26/12/2006	19.37.41	26/12/06 19.37	22.91	2.74	2622	1.36	451	0.3	0.03	10.32	414.38	9.7	
26/12/2006	20.37.41	26/12/06 20.37	22.88	2.74	2617	1.35	452	0.2	0.02	10.32	414.38	9.7	
26/12/2006	21.37.41	26/12/06 21.37	22.92	2.74	2618	1.35	451	0.1	0.01	10.32	414.38	9.7	
26/12/2006	22.37.41	26/12/06 22.37	22.9	2.74	2615	1.35	451	0.2	0.02	10.33	414.39	9.7	
26/12/2006	23.37.41	26/12/06 23.37	22.92	2.74	2614	1.35	452	0.3	0.03	10.33	414.39	9.7	
27/12/2006	0.37.41	27/12/06 0.37	22.92	2.74	2614	1.35	451	0.3	0.03	10.33	414.39	9.7	
27/12/2006	1.37.41	27/12/06 1.37	22.94	2.74	2613	1.35	450	0.3	0.03	10.32	414.38	9.7	
27/12/2006	2.37.41	27/12/06 2.37	22.97	2.74	2616	1.35	451	0.2	0.02	10.33	414.39	9.7	
27/12/2006	3.37.41	27/12/06 3.37	22.93	2.74	2609	1.35	450	0.2	0.02	10.33	414.39	9.7	
27/12/2006	4.37.41	27/12/06 4.37	22.96	2.74	2611	1.35	451	0.2	0.02	10.34	414.4	9.7	
27/12/2006	5.37.41	27/12/06 5.37	22.99	2.74	2610	1.35	451	0.1	0.01	10.32	414.38	9.7	
27/12/2006	6.37.41	27/12/06 6.37	22.99	2.74	2607	1.35	450	0.2	0.02	10.33	414.39	9.6	
27/12/2006	7.37.41	27/12/06 7.37	23	2.74	2608	1.35	451	0.2	0.02	10.33	414.39	9.7	
27/12/2006	8.37.41	27/12/06 8.37	22.98	2.75	2604	1.35	451	0.3	0.03	10.33	414.39	9.6	
27/12/2006	9.37.41	27/12/06 9.37	23	2.74	2606	1.35	451	0.3	0.03	10.32	414.38	9.6	
27/12/2006	10.37.41	27/12/06 10.37	23	2.75	2605	1.35	450	0.1	0.01	10.33	414.39	9.6	
27/12/2006	11.37.41	27/12/06 11.37	22.99	2.75	2603	1.34	451	0.3	0.03	10.33	414.39	9.6	
27/12/2006	12.37.41	27/12/06 12.37	23.03	2.75	2604	1.35	451	0.2	0.02	10.33	414.39	9.6	
27/12/2006	13.37.41	27/12/06 13.37	23.01	2.75	2601	1.34	450	0.3	0.03	10.32	414.38	9.6	
27/12/2006	14.37.41	27/12/06 14.37	23.01	2.75	2599	1.34	450	0.2	0.02	10.31	414.37	9.6	
27/12/2006	15.37.41	27/12/06 15.37	23.07	2.75	2600	1.34	451	0.1	0.01	10.32	414.38	9.6	
27/12/2006	16.37.41	27/12/06 16.37	23.04	2.75	2597	1.34	450	0.2	0.02	10.32	414.38	9.6	
27/12/2006	17.37.41	27/12/06 17.37	23.07	2.75	2598	1.34	451	0.1	0.01	10.32	414.38	9.6	
27/12/2006	18.37.41	27/12/06 18.37	23.06	2.75	2596	1.34	450	0.4	0.03	10.33	414.39	9.6	
27/12/2006	19.37.41	27/12/06 19.37	23.03	2.75	2592	1.34	450	0.3	0.03	10.32	414.38	9.6	
27/12/2006	20.37.41	27/12/06 20.37	23.07	2.75	2594	1.34	450	0.1	0.01	10.31	414.37	9.6	
27/12/2006	21.37.41	27/12/06 21.37	23.07	2.75	2594	1.34	451	0.2	0.02	10.31	414.37	9.6	
27/12/2006	22.37.41	27/12/06 22.37	23.07	2.76	2593	1.34	450	0.2	0.02	10.31	414.37	9.6	
27/12/2006	23.37.41	27/12/06 23.37	23.12	2.75	2597	1.34	451	0.1	0.01	10.3	414.36	9.5	

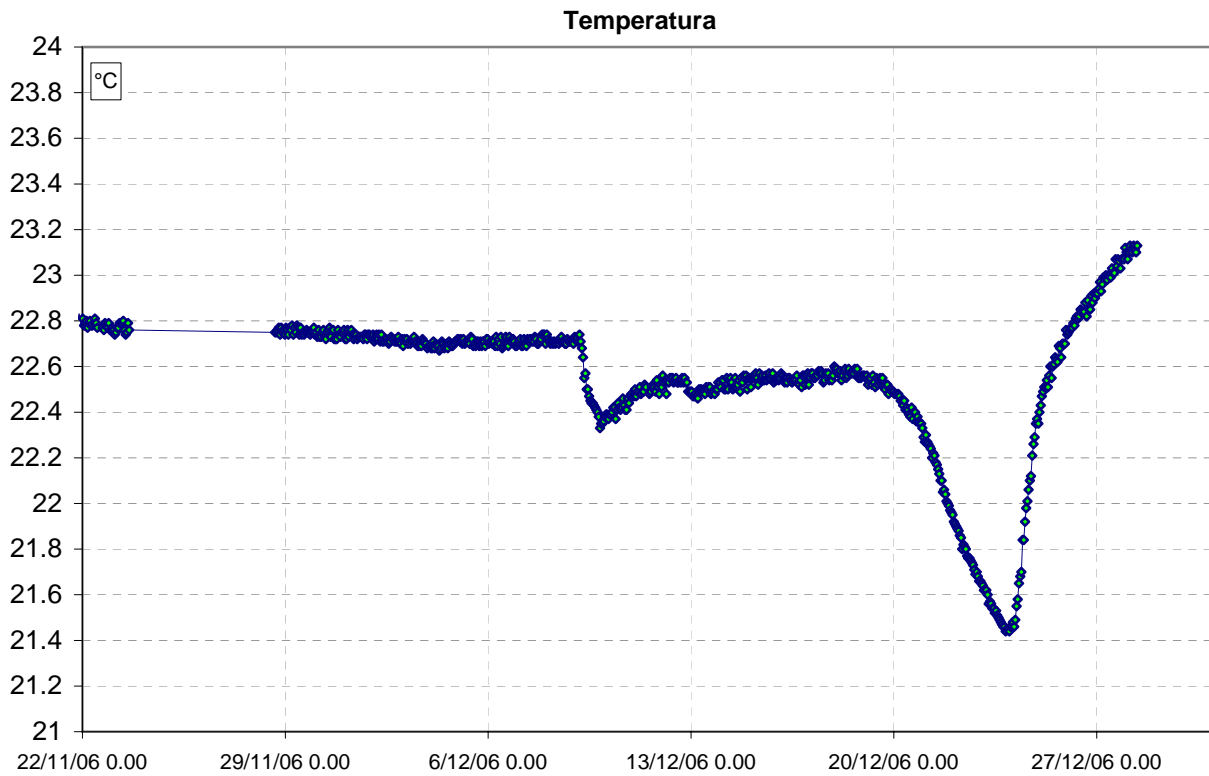
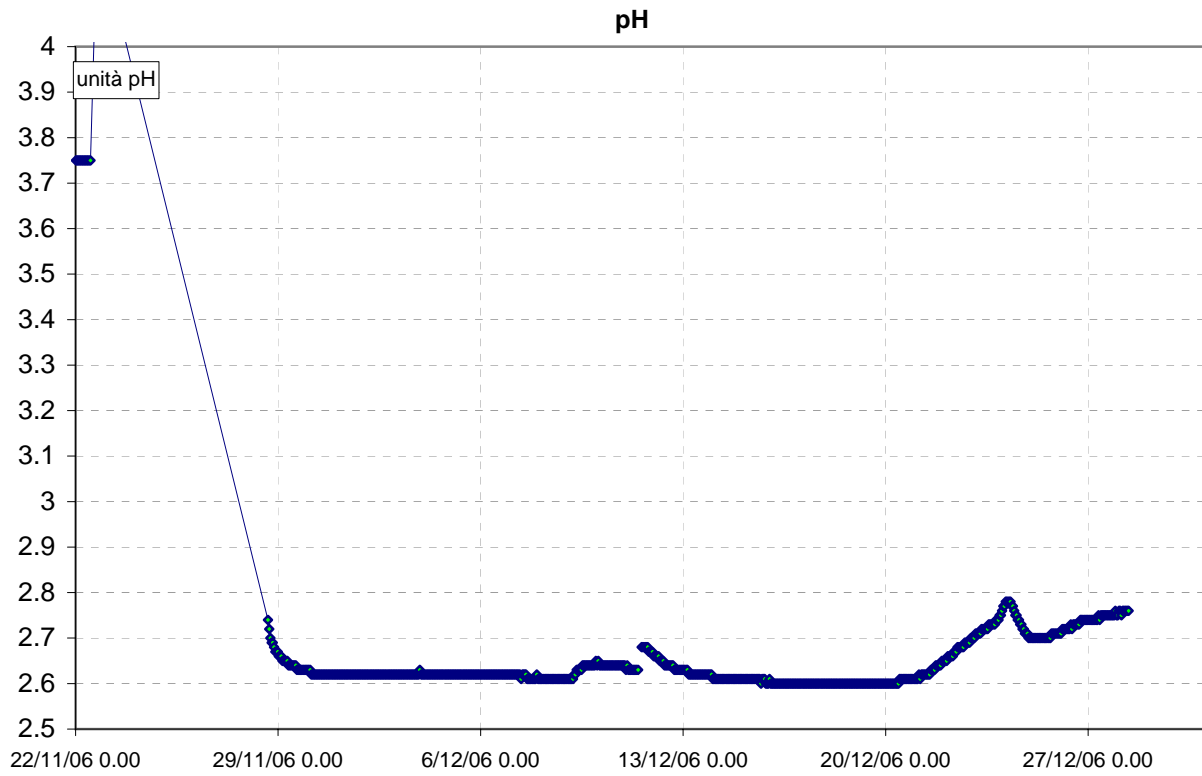
Pozzo Serpieri - Sonda superficiale periodo 22-11-2006 - 28-12-2006

Data	Ora	Data completa	Temp	pH	EC	Sal	ORP	DO%	DO	Battente acqua	Quota	Batt	Livello statico misurato
DDMMYY	HHMMSS	DDMMYYHHMM	°C	Units	µS/cm	ppt	mV	Sat	mg/l	m	m slm	Volts	m slm
28/12/2006	0.37.41	28/12/06 0.37	23.1	2.75	2586	1.34	451	0.3	0.03	10.33	414.39	9.5	
28/12/2006	1.37.41	28/12/06 1.37	23.07	2.76	2586	1.34	451	0.2	0.02	10.31	414.37	9.5	
28/12/2006	2.37.41	28/12/06 2.37	23.1	2.76	2590	1.34	451	0.1	0.01	10.31	414.37	9.5	
28/12/2006	3.37.41	28/12/06 3.37	23.13	2.75	2589	1.34	451	0.2	0.02	10.3	414.36	9.5	
28/12/2006	4.37.41	28/12/06 4.37	23.11	2.76	2585	1.33	450	0.3	0.03	10.29	414.35	9.5	
28/12/2006	5.37.41	28/12/06 5.37	23.1	2.76	2585	1.33	451	0.2	0.02	10.3	414.36	9.5	
28/12/2006	6.37.41	28/12/06 6.37	23.13	2.76	2586	1.34	452	0.2	0.02	10.29	414.35	9.5	
28/12/2006	7.37.41	28/12/06 7.37	23.11	2.76	2584	1.33	451	0.2	0.02	10.29	414.35	9.5	
28/12/2006	8.37.41	28/12/06 8.37	23.1	2.76	2584	1.33	452	0.3	0.03	10.29	414.35	9.5	
28/12/2006	9.37.41	28/12/06 9.37	23.13	2.76	2582	1.33	452	0.1	0.01	10.3	414.36	9.5	414.27

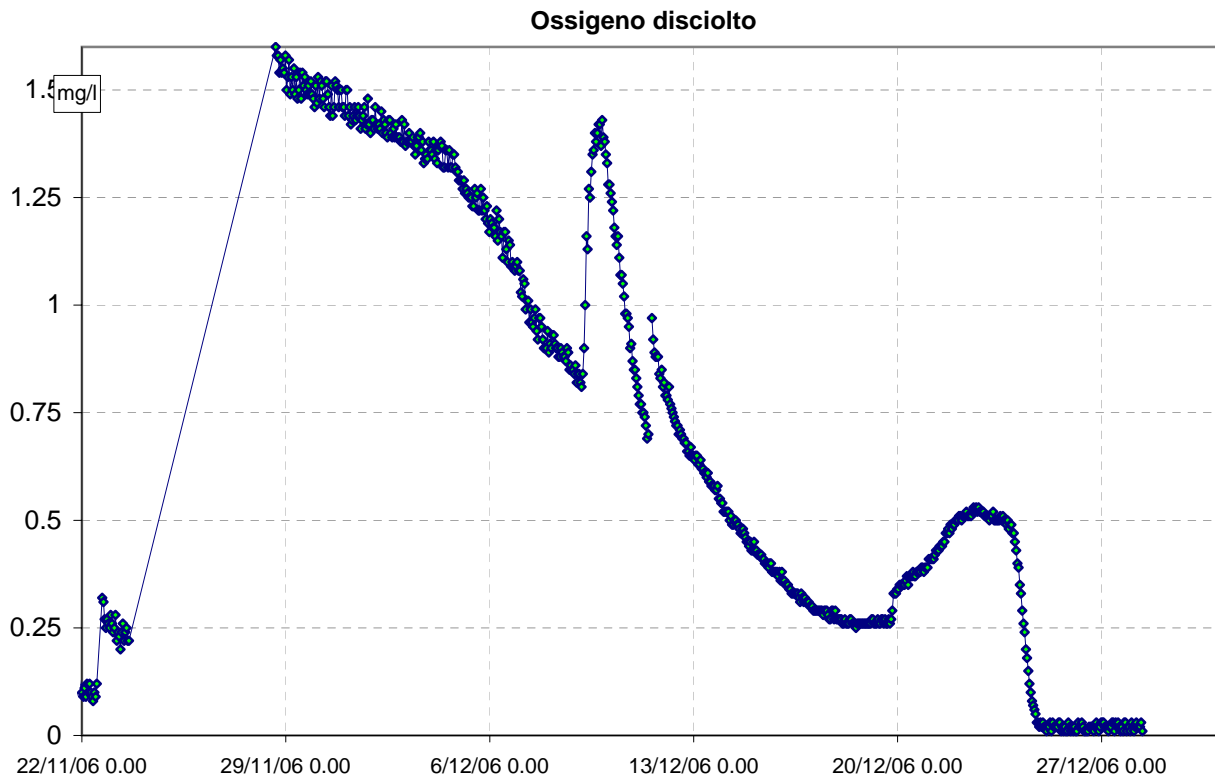
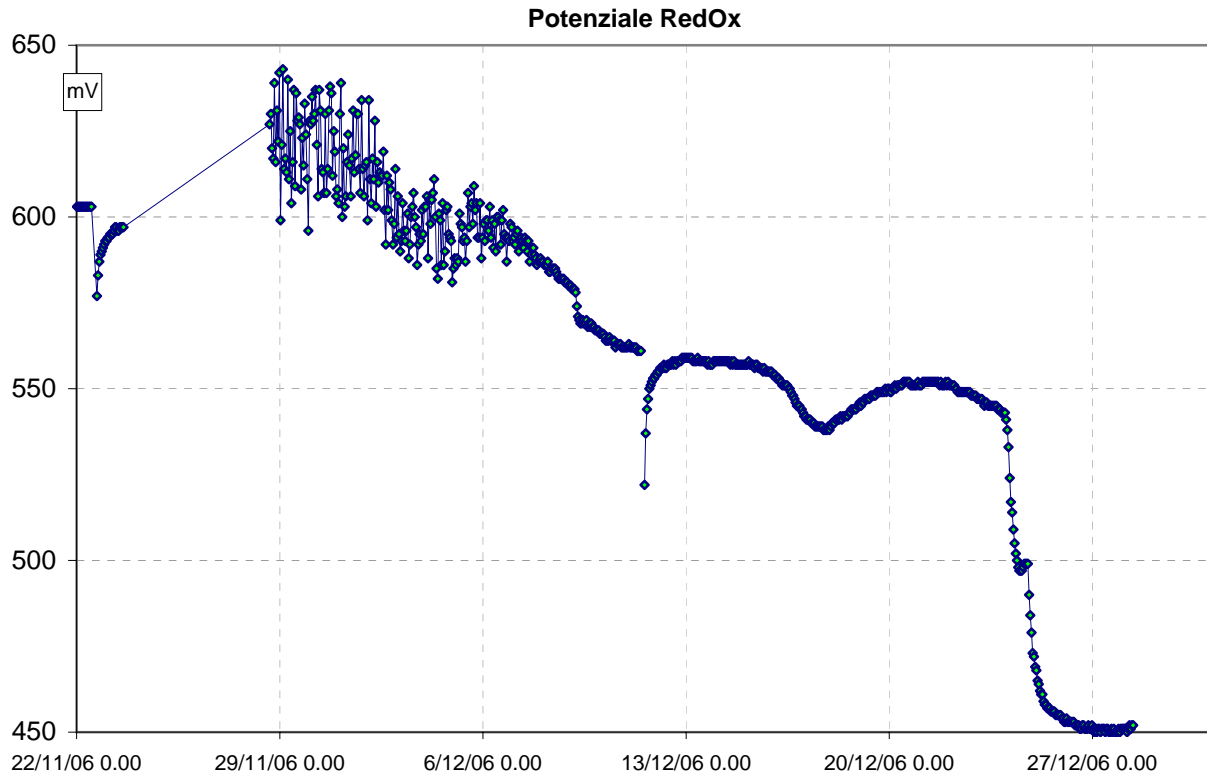
Pozzo Serpieri - Sonda superficiale periodo 22-11-2006 - 28-12-2006



Pozzo Serpieri - Sonda superficiale periodo 22-11-2006 - 28-12-2006



Pozzo Serpieri - Sonda superficiale periodo 22-11-2006 - 28-12-2006



Pozzo Serpieri - Sonda superficiale periodo 22-11-2006 - 28-12-2006

Data	Ora	Data completa	Temp	pH	EC	Sal	ORP	DO%	DO	Battente acqua	Quota	Batt	Livello statico misurato
DDMMYY	HHMMSS	DDMMYYHHMM	°C	Units	µS/cm	ppt	mV	Sat	mg/l	m	m slm	Volts	m slm
22/11/06	16.26	22/11/06 16.26	24.97	2.99	4243	2.25	273	47.8	3.69	35.22	414.06	11.8	
22/11/06	17.26	22/11/06 17.26	24.98	2.99	4103	2.17	276	10.5	0.81	35.23	414.07	11.8	
22/11/06	18.26	22/11/06 18.26	24.98	2.99	4108	2.17	277	8.1	0.63	35.25	414.09	11.8	
22/11/06	19.26	22/11/06 19.26	24.97	2.99	4110	2.18	277	6	0.46	35.27	414.11	11.5	
22/11/06	20.26	22/11/06 20.26	24.97	2.99	4109	2.17	277	5.1	0.39	35.26	414.10	11.4	
22/11/06	21.26	22/11/06 21.26	24.98	2.99	4110	2.18	277	4.5	0.34	35.27	414.11	11.2	
22/11/06	22.26	22/11/06 22.26	24.98	2.99	4115	2.18	277	4.1	0.32	35.27	414.11	11.3	
22/11/06	23.26	22/11/06 23.26	24.98	2.99	4119	2.18	277	3.8	0.3	35.28	414.12	11.2	
23/11/06	0.26	23/11/06 0.26	24.97	2.99	4111	2.18	277	4.1	0.32	35.29	414.13	11.1	
23/11/06	1.26	23/11/06 1.26	24.98	2.99	4127	2.18	277	3.8	0.29	35.29	414.13	11.1	
23/11/06	2.26	23/11/06 2.26	24.97	2.99	4257	2.26	277	3.7	0.28	35.3	414.14	11.1	
23/11/06	3.26	23/11/06 3.26	24.97	2.99	4260	2.26	277	3.7	0.28	35.3	414.14	11.1	
23/11/06	4.26	23/11/06 4.26	24.98	2.99	4261	2.26	277	3.4	0.26	35.31	414.15	11.1	
23/11/06	5.26	23/11/06 5.26	24.98	2.99	4259	2.26	277	3.2	0.25	35.31	414.15	11	
23/11/06	6.26	23/11/06 6.26	24.98	3	4246	2.25	276	3.7	0.28	35.31	414.15	11.1	
23/11/06	7.26	23/11/06 7.26	24.97	3	4931	2.64	277	3.6	0.27	35.29	414.13	11	
23/11/06	8.26	23/11/06 8.26	24.97	3	4943	2.65	277	3.1	0.24	35.3	414.14	11	
23/11/06	9.26	23/11/06 9.26	24.98	3	4865	2.6	277	2.9	0.23	35.29	414.13	10.9	
23/11/06	10.26	23/11/06 10.26	24.98	3	4870	2.61	277	2.9	0.23	35.3	414.14	10.9	
23/11/06	11.26	23/11/06 11.26	24.97	3	4880	2.61	277	3	0.23	35.3	414.14	10.9	
23/11/06	12.26	23/11/06 12.26	24.97	3	4888	2.62	277	3.1	0.24	35.31	414.15	10.8	
23/11/06	13.26	23/11/06 13.26	24.98	3	4892	2.62	277	2.8	0.21	35.31	414.15	10.8	
23/11/06	14.26	23/11/06 14.26	24.97	3	4897	2.62	277	2.5	0.19	35.3	414.14	10.8	
23/11/2006	16.18.00	23/11/06 16.18	24.97	3.04	4252	2.26	276	17.1	1.32	40.28	414.12	10.9	
23/11/2006	17.18.00	23/11/06 17.18	24.97	3.04	4251	2.25	276	8	0.62	40.28	414.12	10.9	
23/11/2006	18.18.00	23/11/06 18.18	24.97	3.04	4252	2.26	275	6.3	0.49	40.28	414.12	10.9	
23/11/2006	19.18.00	23/11/06 19.18	24.97	3.04	4251	2.25	275	6	0.46	40.3	414.14	11	
23/11/2006	20.18.00	23/11/06 20.18	24.97	3.04	4255	2.26	275	5.8	0.45	40.3	414.14	11	
23/11/2006	21.18.00	23/11/06 21.18	24.96	3.04	4253	2.26	275	5.4	0.42	40.29	414.13	11	
23/11/2006	22.18.00	23/11/06 22.18	24.97	3.04	4252	2.26	275	5.4	0.41	40.3	414.14	11	
23/11/2006	23.18.00	23/11/06 23.18	24.97	3.04	4250	2.25	275	5.1	0.39	40.3	414.14	11	
24/11/2006	0.18.00	24/11/06 0.18	24.97	3.04	4252	2.26	275	5.1	0.39	40.31	414.15	11	
24/11/2006	1.18.00	24/11/06 1.18	24.97	3.04	4255	2.26	275	5.1	0.39	40.31	414.15	11	
24/11/2006	2.18.00	24/11/06 2.18	24.97	3.04	4252	2.26	275	4.7	0.36	40.31	414.15	11	
24/11/2006	3.18.00	24/11/06 3.18	24.96	3.04	4251	2.25	275	5.1	0.39	40.31	414.15	11	
24/11/2006	4.18.00	24/11/06 4.18	24.96	3.04	4252	2.26	275	4.9	0.38	40.33	414.17	11	
24/11/2006	5.18.00	24/11/06 5.18	24.97	3.04	4250	2.25	275	4.7	0.36	40.31	414.15	11	
24/11/2006	6.18.00	24/11/06 6.18	24.97	3.04	4250	2.25	275	4.7	0.37	40.31	414.15	11	
24/11/2006	7.18.00	24/11/06 7.18	24.97	3.04	4251	2.25	275	4.6	0.36	40.32	414.16	11	
24/11/2006	8.18.00	24/11/06 8.18	24.97	3.04	4253	2.26	275	4.6	0.35	40.32	414.16	11	
24/11/2006	9.18.00	24/11/06 9.18	24.97	3.04	4249	2.25	275	4.1	0.32	40.33	414.17	11	
24/11/2006	10.18.00	24/11/06 10.18	24.98	3.04	4249	2.25	275	4.2	0.32	40.34	414.18	11	
24/11/2006	11.18.00	24/11/06 11.18	24.97	3.04	4248	2.25	275	4.1	0.32	40.34	414.18	11	
24/11/2006	12.18.00	24/11/06 12.18	24.97	3.04	4251	2.25	275	4	0.31	40.34	414.18	11	
24/11/2006	13.18.00	24/11/06 13.18	24.97	3.04	4248	2.25	275	4	0.31	40.34	414.18	11	
24/11/2006	14.18.00	24/11/06 14.18	24.97	3.04	4250	2.25	275	4.2	0.32	40.34	414.18	11	
24/11/2006	15.18.00	24/11/06 15.18	24.97	3.04	4252	2.26	275	4.5	0.34	40.35	414.19	11	
24/11/2006	16.18.00	24/11/06 16.18	24.97	3.04	4248	2.25	275	3.9	0.3	40.34	414.18	10.9	
24/11/2006	17.18.00	24/11/06 17.18	24.97	3.04	4252	2.26	275	4.1	0.32	40.34	414.18	11	
24/11/2006	18.18.00	24/11/06 18.18	24.97	3.05	4247	2.25	275	4	0.31	40.34	414.18	11	
24/11/2006	19.18.00	24/11/06 19.18	24.97	3.05	4250	2.25	275	4.1	0.32	40.33	414.17	11	
24/11/2006	20.18.00	24/11/06 20.18	24.98	3.05	4247	2.25	275	4	0.31	40.34	414.18	10.9	
24/11/2006	21.18.00	24/11/06 21.18	24.97	3.05	4250	2.25	275	4.2	0.32	40.34	414.18	11	
24/11/2006	22.18.00	24/11/06 22.18	24.97	3.05	4248	2.25	275	4	0.31	40.35	414.19	11	
24/11/2006	23.18.00	24/11/06 23.18	24.97	3.05	4250	2.25	275	4	0.31	40.36	414.20	10.9	
25/11/2006	0.18.00	25/11/06 0.18	24.97	3.05	4250	2.25	275	4.7	0.37	40.35	414.19	10.9	

Pozzo Serpieri - Sonda superficiale periodo 22-11-2006 - 28-12-2006

Data	Ora	Data completa	Temp	pH	EC	Sal	ORP	DO%	DO	Battente acqua	Quota	Batt	Livello statico misurato
DDMMYY	HHMMSS	DDMMYYHHMM	°C	Units	µS/cm	ppt	mV	Sat	mg/l	m	m slm	Volts	m slm
25/11/2006	1.18.00	25/11/06 1.18	24.97	3.05	4246	2.25	275	4.7	0.37	40.36	414.20	11	
25/11/2006	2.18.00	25/11/06 2.18	24.97	3.05	4247	2.25	275	4.6	0.35	40.35	414.19	10.9	
25/11/2006	3.18.00	25/11/06 3.18	24.97	3.05	4248	2.25	275	4.5	0.34	40.36	414.20	11	
25/11/2006	4.18.00	25/11/06 4.18	24.98	3.05	4247	2.25	274	4.7	0.36	40.36	414.20	10.9	
25/11/2006	5.18.00	25/11/06 5.18	24.97	3.05	4245	2.25	275	4.8	0.37	40.36	414.20	10.9	
25/11/2006	6.18.00	25/11/06 6.18	24.98	3.05	4245	2.25	274	5.1	0.39	40.36	414.20	10.9	
25/11/2006	7.18.00	25/11/06 7.18	24.97	3.05	4247	2.25	275	4.6	0.36	40.36	414.20	10.9	
25/11/2006	8.18.00	25/11/06 8.18	24.97	3.05	4245	2.25	274	4.7	0.37	40.35	414.19	10.9	
25/11/2006	9.18.00	25/11/06 9.18	24.98	3.05	4248	2.25	274	4.6	0.36	40.37	414.21	11	
25/11/2006	10.18.00	25/11/06 10.18	24.97	3.05	4247	2.25	274	5	0.39	40.36	414.20	10.9	
25/11/2006	11.18.00	25/11/06 11.18	24.97	3.05	4247	2.25	274	4.9	0.38	40.38	414.22	11	
25/11/2006	12.18.00	25/11/06 12.18	24.98	3.05	4246	2.25	274	4.8	0.37	40.37	414.21	10.9	
25/11/2006	13.18.00	25/11/06 13.18	24.97	3.05	4246	2.25	274	5	0.39	40.37	414.21	10.8	
25/11/2006	14.18.00	25/11/06 14.18	24.98	3.05	4249	2.25	274	4.7	0.36	40.37	414.21	10.9	
25/11/2006	15.18.00	25/11/06 15.18	24.98	3.05	4245	2.25	274	4.7	0.36	40.37	414.21	10.8	
25/11/2006	16.18.00	25/11/06 16.18	24.98	3.05	4246	2.25	274	4.6	0.36	40.37	414.21	10.9	
25/11/2006	17.18.00	25/11/06 17.18	24.97	3.05	4247	2.25	274	4.6	0.36	40.38	414.22	10.9	
25/11/2006	18.18.00	25/11/06 18.18	24.98	3.05	4249	2.25	274	4.6	0.35	40.39	414.23	10.8	
25/11/2006	19.18.00	25/11/06 19.18	24.97	3.05	4247	2.25	274	4.6	0.36	40.38	414.22	10.9	
25/11/2006	20.18.00	25/11/06 20.18	24.97	3.05	4246	2.25	274	4.6	0.35	40.39	414.23	10.9	
25/11/2006	21.18.00	25/11/06 21.18	24.98	3.05	4245	2.25	274	4.5	0.34	40.39	414.23	10.8	
25/11/2006	22.18.00	25/11/06 22.18	24.97	3.05	4246	2.25	274	4.6	0.35	40.39	414.23	10.8	
25/11/2006	23.18.00	25/11/06 23.18	24.97	3.05	4245	2.25	274	4.6	0.36	40.39	414.23	10.8	
26/11/2006	0.18.00	26/11/06 0.18	24.98	3.05	4246	2.25	274	4.3	0.33	40.4	414.24	10.8	
26/11/2006	1.18.00	26/11/06 1.18	24.98	3.06	4244	2.25	274	4.8	0.37	40.38	414.22	10.8	
26/11/2006	2.18.00	26/11/06 2.18	24.97	3.05	4247	2.25	274	4.6	0.35	40.39	414.23	10.8	
26/11/2006	3.18.00	26/11/06 3.18	24.97	3.06	4245	2.25	274	4.7	0.37	40.38	414.22	10.8	
26/11/2006	4.18.00	26/11/06 4.18	24.98	3.06	4245	2.25	274	4.2	0.32	40.4	414.24	10.8	
26/11/2006	5.18.00	26/11/06 5.18	24.97	3.05	4248	2.25	274	4.6	0.35	40.39	414.23	10.9	
26/11/2006	6.18.00	26/11/06 6.18	24.97	3.05	4247	2.25	274	4.4	0.34	40.39	414.23	10.8	
26/11/2006	7.18.00	26/11/06 7.18	24.98	3.06	4244	2.25	274	4.4	0.34	40.4	414.24	10.8	
26/11/2006	8.18.00	26/11/06 8.18	24.98	3.06	4245	2.25	274	4.1	0.32	40.41	414.25	10.8	
26/11/2006	9.18.00	26/11/06 9.18	24.98	3.06	4245	2.25	274	4.4	0.34	40.41	414.25	10.8	
26/11/2006	10.18.00	26/11/06 10.18	24.98	3.06	4245	2.25	274	4.3	0.33	40.41	414.25	10.8	
26/11/2006	11.18.00	26/11/06 11.18	24.97	3.06	4246	2.25	274	4.1	0.32	40.41	414.25	10.8	
26/11/2006	12.18.00	26/11/06 12.18	24.97	3.06	4245	2.25	274	4.5	0.34	40.4	414.24	10.8	
26/11/2006	13.18.00	26/11/06 13.18	24.98	3.06	4246	2.25	274	4.3	0.33	40.4	414.24	10.8	
26/11/2006	14.18.00	26/11/06 14.18	24.98	3.06	4245	2.25	274	4.2	0.32	40.4	414.24	10.8	
26/11/2006	15.18.00	26/11/06 15.18	24.98	3.06	4242	2.25	274	4.2	0.32	40.4	414.24	10.8	
26/11/2006	16.18.00	26/11/06 16.18	24.97	3.06	4243	2.25	274	4.3	0.33	40.4	414.24	10.8	
26/11/2006	17.18.00	26/11/06 17.18	24.98	3.06	4246	2.25	274	3.9	0.3	40.4	414.24	10.8	
26/11/2006	18.18.00	26/11/06 18.18	24.98	3.06	4240	2.25	274	3.9	0.3	40.4	414.24	10.8	
26/11/2006	19.18.00	26/11/06 19.18	24.97	3.06	4246	2.25	273	4.1	0.32	40.4	414.24	10.8	
26/11/2006	20.18.00	26/11/06 20.18	24.98	3.06	4243	2.25	273	4.4	0.34	40.41	414.25	10.8	
26/11/2006	21.18.00	26/11/06 21.18	24.98	3.06	4244	2.25	273	4.6	0.36	40.41	414.25	10.8	
26/11/2006	22.18.00	26/11/06 22.18	24.97	3.06	4243	2.25	273	4.3	0.33	40.42	414.26	10.8	
26/11/2006	23.18.00	26/11/06 23.18	24.98	3.06	4240	2.25	273	4.1	0.32	40.42	414.26	10.8	
27/11/2006	0.18.00	27/11/06 0.18	24.98	3.06	4241	2.25	273	4	0.31	40.42	414.26	10.8	
27/11/2006	1.18.00	27/11/06 1.18	24.98	3.06	4242	2.25	273	4.2	0.32	40.41	414.25	10.8	
27/11/2006	2.18.00	27/11/06 2.18	24.98	3.06	4241	2.25	273	4	0.31	40.41	414.25	10.8	
27/11/2006	3.18.00	27/11/06 3.18	24.98	3.06	4242	2.25	273	3.7	0.28	40.41	414.25	10.8	
27/11/2006	4.18.00	27/11/06 4.18	24.98	3.06	4241	2.25	273	3.9	0.3	40.4	414.24	10.8	
27/11/2006	5.18.00	27/11/06 5.18	24.98	3.06	4244	2.25	273	3.9	0.3	40.42	414.26	10.8	
27/11/2006	6.18.00	27/11/06 6.18	24.98	3.06	4242	2.25	273	4.1	0.32	40.4	414.24	10.8	
27/11/2006	7.18.00	27/11/06 7.18	24.97	3.06	4242	2.25	273	3.8	0.29	40.41	414.25	10.8	
27/11/2006	8.18.00	27/11/06 8.18	24.98	3.06	4240	2.25	273	3.8	0.3	40.41	414.25	10.8	

Pozzo Serpieri - Sonda superficiale periodo 22-11-2006 - 28-12-2006

Data	Ora	Data completa	Temp	pH	EC	Sal	ORP	DO%	DO	Battente acqua	Quota	Batt	Livello statico misurato
DDMMYY	HHMMSS	DDMMYYHHMM	°C	Units	µS/cm	ppt	mV	Sat	mg/l	m	m slm	Volts	m slm
27/11/2006	9.18.00	27/11/06 9.18	24.98	3.06	4241	2.25	273	3.5	0.27	40.41	414.25	10.7	
27/11/2006	10.18.00	27/11/06 10.18	24.98	3.06	4243	2.25	273	4.2	0.32	40.42	414.26	10.7	
27/11/2006	11.18.00	27/11/06 11.18	24.98	3.07	4240	2.25	273	3.8	0.3	40.42	414.26	10.8	
27/11/2006	12.18.00	27/11/06 12.18	24.97	3.07	4243	2.25	273	3.5	0.27	40.41	414.25	10.7	
27/11/2006	13.18.00	27/11/06 13.18	24.99	3.07	4239	2.25	273	3.8	0.3	40.41	414.25	10.7	
27/11/2006	14.18.00	27/11/06 14.18	24.98	3.07	4239	2.25	273	4	0.31	40.41	414.25	10.7	
27/11/2006	15.18.00	27/11/06 15.18	24.98	3.07	4238	2.25	273	3.9	0.3	40.4	414.24	10.8	
27/11/2006	16.18.00	27/11/06 16.18	24.98	3.07	4242	2.25	273	3.8	0.29	40.42	414.26	10.7	
27/11/2006	17.18.00	27/11/06 17.18	24.98	3.07	4241	2.25	273	3.8	0.3	40.42	414.26	10.7	
27/11/2006	18.18.00	27/11/06 18.18	24.98	3.07	4238	2.25	273	3.6	0.28	40.41	414.25	10.7	
27/11/2006	19.18.00	27/11/06 19.18	24.99	3.07	4240	2.25	273	3.9	0.3	40.4	414.24	10.7	
27/11/2006	20.18.00	27/11/06 20.18	24.98	3.07	4241	2.25	273	3.6	0.28	40.42	414.26	10.8	
27/11/2006	21.18.00	27/11/06 21.18	24.98	3.07	4241	2.25	273	3.6	0.28	40.41	414.25	10.7	
27/11/2006	22.18.00	27/11/06 22.18	24.98	3.07	4240	2.25	273	4.1	0.32	40.41	414.25	10.7	
27/11/2006	23.18.00	27/11/06 23.18	24.98	3.07	4241	2.25	273	3.4	0.26	40.41	414.25	10.7	
28/11/2006	0.18.00	28/11/06 0.18	24.98	3.07	4241	2.25	272	3.8	0.3	40.41	414.25	10.7	
28/11/2006	1.18.00	28/11/06 1.18	24.99	3.07	4241	2.25	272	3.8	0.3	40.41	414.25	10.7	
28/11/2006	2.18.00	28/11/06 2.18	24.98	3.07	4239	2.25	272	3.9	0.3	40.41	414.25	10.7	
28/11/2006	3.18.00	28/11/06 3.18	24.98	3.07	4239	2.25	272	3.7	0.28	40.4	414.24	10.7	
28/11/2006	4.18.00	28/11/06 4.18	24.99	3.07	4237	2.25	272	3.5	0.27	40.41	414.25	10.7	
28/11/2006	5.18.00	28/11/06 5.18	24.98	3.07	4240	2.25	272	3.7	0.28	40.4	414.24	10.6	
28/11/2006	6.18.00	28/11/06 6.18	24.98	3.07	4237	2.25	272	3.5	0.27	40.4	414.24	10.7	
28/11/2006	7.18.00	28/11/06 7.18	24.98	3.07	4240	2.25	272	3.7	0.28	40.4	414.24	10.7	
28/11/2006	8.18.00	28/11/06 8.18	24.98	3.07	4239	2.25	272	3.7	0.28	40.4	414.24	10.6	
28/11/2006	9.18.00	28/11/06 9.18	24.98	3.07	4239	2.25	272	3.8	0.29	40.42	414.26	10.6	
28/11/2006	10.18.00	28/11/06 10.18	24.99	3.07	4236	2.25	272	3.8	0.3	40.42	414.26	10.7	
28/11/2006	11.18.00	28/11/06 11.18	24.98	3.07	4240	2.25	272	3.8	0.29	40.42	414.26	10.7	
28/11/2006	12.18.00	28/11/06 12.18	24.98	3.07	4240	2.25	272	3.7	0.28	40.41	414.25	10.6	
28/11/2006	13.18.00	28/11/06 13.18	24.98	3.07	4241	2.25	272	3.6	0.28	40.41	414.25	10.6	
28/11/2006	14.18.00	28/11/06 14.18	24.99	3.07	4239	2.25	272	3.8	0.29	40.39	414.23	10.6	
28/11/2006	15.18.00	28/11/06 15.18	24.98	3.07	4236	2.25	272	3.4	0.26	40.4	414.24	10.6	
28/11/2006	16.18.00	28/11/06 16.18	24.99	3.07	4240	2.25	272	3.5	0.27	40.41	414.25	10.7	
28/11/2006	17.18.00	28/11/06 17.18	24.98	3.07	4236	2.25	272	3.5	0.27	40.4	414.24	10.6	
28/11/2006	18.18.00	28/11/06 18.18	24.99	3.07	4235	2.25	272	3.2	0.25	40.41	414.25	10.6	
28/11/2006	19.18.00	28/11/06 19.18	24.99	3.07	4235	2.25	272	3.6	0.28	40.41	414.25	10.6	
28/11/2006	20.18.00	28/11/06 20.18	24.98	3.07	4239	2.25	272	3.4	0.26	40.41	414.25	10.6	
28/11/2006	21.18.00	28/11/06 21.18	24.99	3.07	4238	2.25	272	3.4	0.26	40.41	414.25	10.6	
28/11/2006	22.18.00	28/11/06 22.18	24.98	3.07	4238	2.25	272	3.2	0.25	40.41	414.25	10.6	
28/11/2006	23.18.00	28/11/06 23.18	24.98	3.08	4239	2.25	272	3.5	0.27	40.41	414.25	10.6	
29/11/2006	0.18.00	29/11/06 0.18	24.98	3.08	4235	2.25	272	3.4	0.26	40.41	414.25	10.6	
29/11/2006	1.18.00	29/11/06 1.18	24.99	3.08	4234	2.25	272	3.8	0.3	40.4	414.24	10.6	
29/11/2006	2.18.00	29/11/06 2.18	24.99	3.08	4237	2.25	272	3.3	0.25	40.42	414.26	10.5	
29/11/2006	3.18.00	29/11/06 3.18	24.99	3.08	4237	2.25	272	3.1	0.24	40.4	414.24	10.6	
29/11/2006	4.18.00	29/11/06 4.18	24.97	3.08	4235	2.25	272	2.8	0.21	40.4	414.24	10.6	
29/11/2006	5.18.00	29/11/06 5.18	24.99	3.08	4236	2.25	272	3	0.23	40.42	414.26	10.5	
29/11/2006	6.18.00	29/11/06 6.18	24.98	3.08	4237	2.25	272	2.9	0.23	40.41	414.25	10.5	
29/11/2006	7.18.00	29/11/06 7.18	24.99	3.08	4235	2.25	272	2.9	0.22	40.41	414.25	10.6	
29/11/2006	8.18.00	29/11/06 8.18	24.99	3.08	4235	2.25	272	3.1	0.24	40.4	414.24	10.5	
29/11/2006	9.18.00	29/11/06 9.18	24.98	3.08	4236	2.25	272	3	0.23	40.41	414.25	10.5	
29/11/2006	10.18.00	29/11/06 10.18	24.99	3.08	4236	2.25	272	2.9	0.22	40.41	414.25	10.5	
29/11/2006	11.18.00	29/11/06 11.18	24.98	3.08	4235	2.25	272	2.9	0.22	40.42	414.26	10.5	
29/11/2006	12.18.00	29/11/06 12.18	24.98	3.08	4235	2.25	271	2.8	0.21	40.41	414.25	10.5	
29/11/2006	13.18.00	29/11/06 13.18	24.98	3.08	4235	2.25	271	2.9	0.22	40.41	414.25	10.5	
29/11/2006	14.18.00	29/11/06 14.18	24.98	3.08	4236	2.25	271	2.9	0.23	40.42	414.26	10.5	
29/11/2006	15.18.00	29/11/06 15.18	24.98	3.08	4237	2.25	271	2.8	0.21	40.4	414.24	10.5	
29/11/2006	16.18.00	29/11/06 16.18	24.99	3.08	4234	2.24	271	2.9	0.23	40.42	414.26	10.5	

Pozzo Serpieri - Sonda superficiale periodo 22-11-2006 - 28-12-2006

Data	Ora	Data completa	Temp	pH	EC	Sal	ORP	DO%	DO	Battente acqua	Quota	Batt	Livello statico misurato
DDMMYY	HHMMSS	DDMMYYHHMM	°C	Units	µS/cm	ppt	mV	Sat	mg/l	m	m slm	Volts	m slm
29/11/2006	17.18.00	29/11/06 17.18	24.98	3.08	4235	2.25	271	3.1	0.24	40.41	414.25	10.4	
29/11/2006	18.18.00	29/11/06 18.18	24.98	3.08	4236	2.25	271	2.9	0.23	40.4	414.24	10.5	
29/11/2006	19.18.00	29/11/06 19.18	24.99	3.08	4236	2.25	271	3	0.23	40.42	414.26	10.5	
29/11/2006	20.18.00	29/11/06 20.18	24.99	3.08	4233	2.24	271	2.9	0.22	40.41	414.25	10.5	
29/11/2006	21.18.00	29/11/06 21.18	24.99	3.08	4232	2.24	271	2.9	0.22	40.42	414.26	10.5	
29/11/2006	22.18.00	29/11/06 22.18	24.99	3.08	4231	2.24	271	2.7	0.21	40.42	414.26	10.5	
29/11/2006	23.18.00	29/11/06 23.18	24.99	3.08	4231	2.24	271	2.9	0.22	40.42	414.26	10.5	
30/11/2006	0.18.00	30/11/06 0.18	24.99	3.08	4232	2.24	271	2.6	0.2	40.42	414.26	10.5	
30/11/2006	1.18.00	30/11/06 1.18	24.98	3.08	4235	2.25	271	2.9	0.22	40.43	414.27	10.5	
30/11/2006	2.18.00	30/11/06 2.18	24.98	3.08	4233	2.24	271	3	0.23	40.43	414.27	10.5	
30/11/2006	3.18.00	30/11/06 3.18	24.99	3.08	4232	2.24	271	3.1	0.24	40.44	414.28	10.5	
30/11/2006	4.18.00	30/11/06 4.18	24.99	3.08	4235	2.25	271	2.9	0.22	40.44	414.28	10.5	
30/11/2006	5.18.00	30/11/06 5.18	24.99	3.08	4234	2.25	271	2.9	0.23	40.43	414.27	10.5	
30/11/2006	6.18.00	30/11/06 6.18	24.99	3.08	4234	2.24	271	2.9	0.23	40.44	414.28	10.5	
30/11/2006	7.18.00	30/11/06 7.18	24.98	3.08	4234	2.24	271	3	0.23	40.43	414.27	10.5	
30/11/2006	8.18.00	30/11/06 8.18	24.99	3.08	4232	2.24	271	2.7	0.21	40.43	414.27	10.5	
30/11/2006	9.18.00	30/11/06 9.18	24.98	3.08	4233	2.24	271	2.9	0.22	40.45	414.29	10.5	
30/11/2006	10.18.00	30/11/06 10.18	24.98	3.08	4232	2.24	271	2.9	0.22	40.44	414.28	10.5	
30/11/2006	11.18.00	30/11/06 11.18	24.99	3.09	4231	2.24	271	2.8	0.21	40.47	414.31	10.4	
30/11/2006	12.18.00	30/11/06 12.18	24.99	3.09	4231	2.24	271	2.8	0.21	40.45	414.29	10.5	
30/11/2006	13.18.00	30/11/06 13.18	24.98	3.08	4235	2.25	271	2.9	0.22	40.45	414.29	10.5	
30/11/2006	14.18.00	30/11/06 14.18	24.98	3.08	4231	2.24	271	2.5	0.19	40.45	414.29	10.5	
30/11/2006	15.18.00	30/11/06 15.18	24.99	3.09	4232	2.24	271	2.9	0.22	40.43	414.27	10.4	
30/11/2006	16.18.00	30/11/06 16.18	24.99	3.09	4232	2.24	271	2.7	0.21	40.44	414.28	10.4	
30/11/2006	17.18.00	30/11/06 17.18	24.99	3.09	4231	2.24	271	2.9	0.23	40.43	414.27	10.4	
30/11/2006	18.18.00	30/11/06 18.18	24.99	3.09	4234	2.25	271	2.9	0.22	40.43	414.27	10.4	
30/11/2006	19.18.00	30/11/06 19.18	24.99	3.09	4230	2.24	271	2.6	0.2	40.45	414.29	10.4	
30/11/2006	20.18.00	30/11/06 20.18	24.99	3.09	4230	2.24	270	2.7	0.21	40.44	414.28	10.4	
30/11/2006	21.18.00	30/11/06 21.18	24.99	3.09	4232	2.24	271	2.6	0.2	40.46	414.30	10.4	
30/11/2006	22.18.00	30/11/06 22.18	24.99	3.09	4230	2.24	270	2.6	0.2	40.45	414.29	10.4	
30/11/2006	23.18.00	30/11/06 23.18	24.99	3.09	4227	2.24	270	2.5	0.19	40.45	414.29	10.4	
01/12/2006	0.18.00	1/12/06 0.18	24.98	3.09	4232	2.24	271	2.9	0.23	40.45	414.29	10.4	
01/12/2006	1.18.00	1/12/06 1.18	24.99	3.09	4231	2.24	271	2.6	0.2	40.47	414.31	10.4	
01/12/2006	2.18.00	1/12/06 2.18	24.99	3.09	4232	2.24	270	2.9	0.23	40.46	414.30	10.4	
01/12/2006	3.18.00	1/12/06 3.18	24.99	3.09	4229	2.24	270	3.1	0.24	40.45	414.29	10.4	
01/12/2006	4.18.00	1/12/06 4.18	24.99	3.09	4230	2.24	270	2.7	0.21	40.46	414.30	10.4	
01/12/2006	5.18.00	1/12/06 5.18	24.99	3.09	4229	2.24	270	2.9	0.22	40.45	414.29	10.4	
01/12/2006	6.18.00	1/12/06 6.18	24.99	3.09	4226	2.24	270	2.8	0.21	40.46	414.30	10.4	
01/12/2006	7.18.00	1/12/06 7.18	24.99	3.09	4229	2.24	270	2.5	0.19	40.45	414.29	10.4	
01/12/2006	8.18.00	1/12/06 8.18	24.99	3.09	4231	2.24	270	2.6	0.2	40.45	414.29	10.4	
01/12/2006	9.18.00	1/12/06 9.18	24.99	3.09	4227	2.24	270	2.7	0.21	40.46	414.30	10.4	
01/12/2006	10.18.00	1/12/06 10.18	24.99	3.09	4232	2.24	270	2.7	0.21	40.46	414.30	10.4	
02/12/2006		2/12/06 0.00											
03/12/2006		3/12/06 0.00											
04/12/2006		4/12/06 0.00											
05/12/2006		5/12/06 0.00											
06/12/2006		6/12/06 0.00											
07/12/2006		7/12/06 0.00											
08/12/2006		8/12/06 0.00											
09/12/2006		9/12/06 0.00											
10/12/2006		10/12/06 0.00											
11/12/2006		11/12/06 0.00											
12/12/2006		12/12/06 0.00											
13/12/2006		13/12/06 0.00											
14/12/2006		14/12/06 0.00											
15/12/2006		15/12/06 0.00											

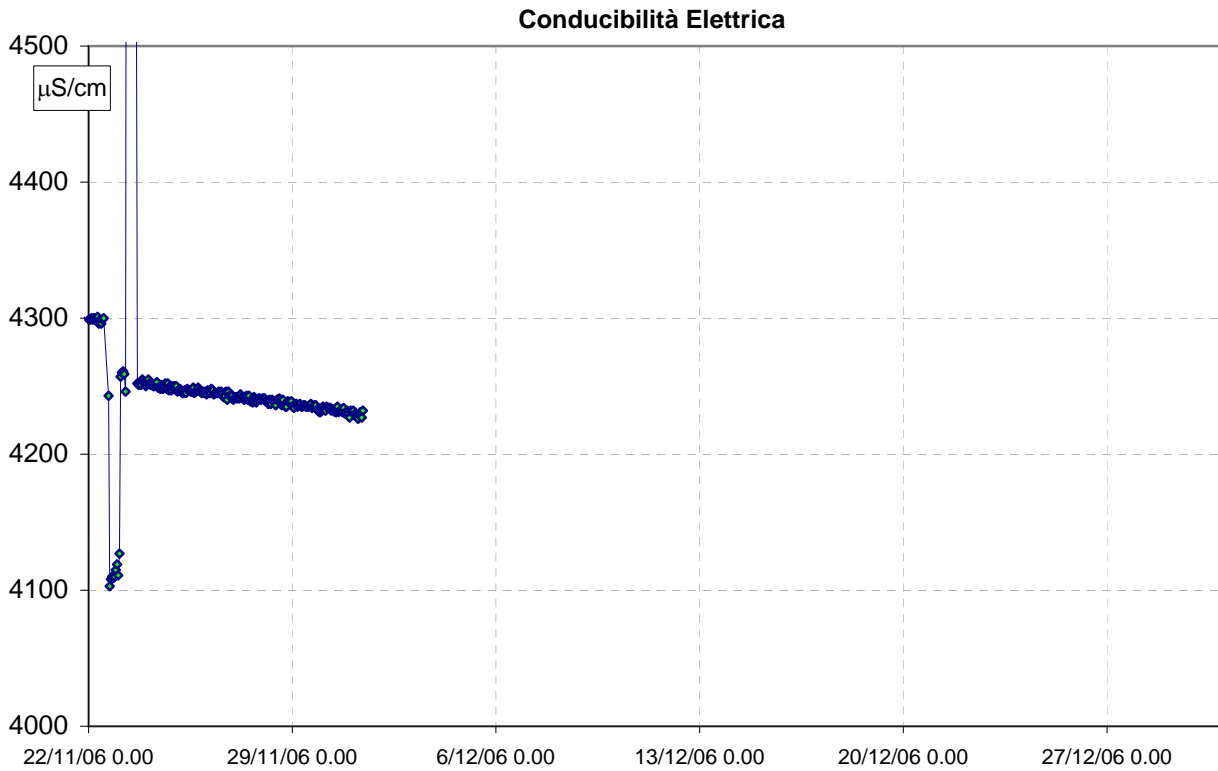
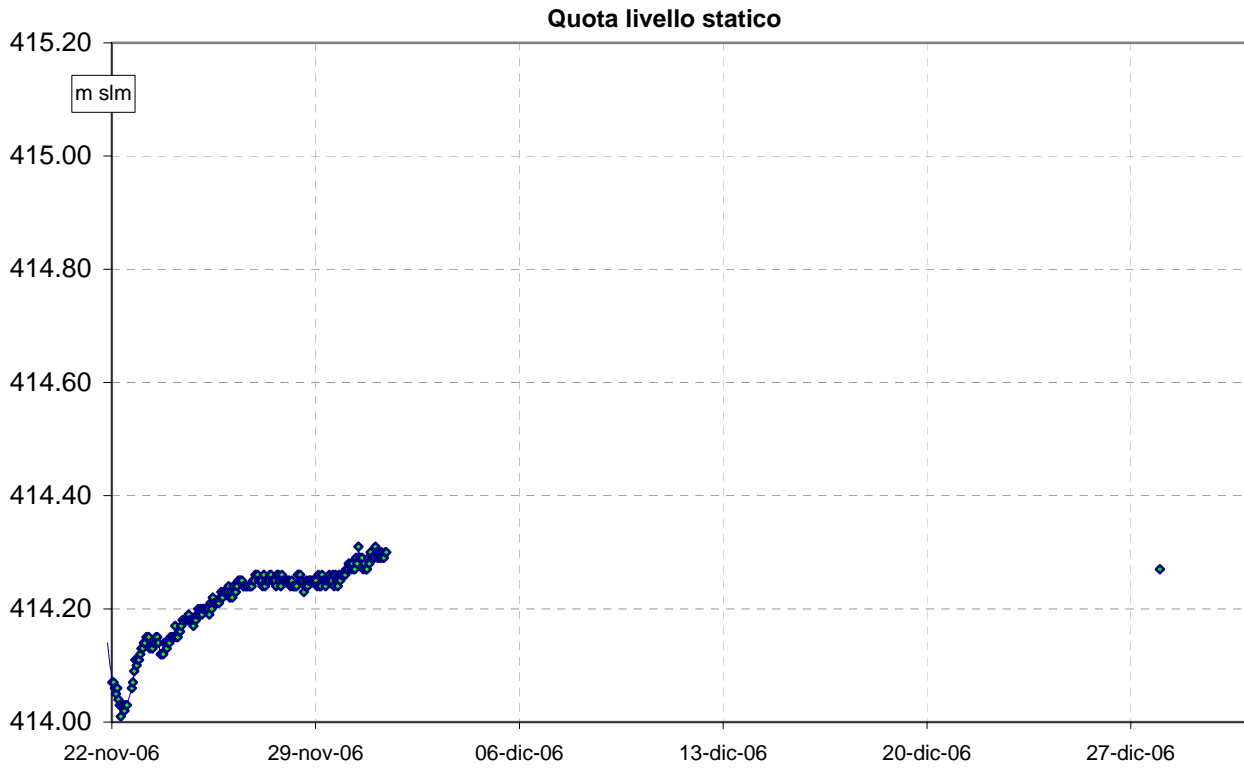
NO DATA

Pozzo Serpieri - Sonda superficiale periodo 22-11-2006 - 28-12-2006

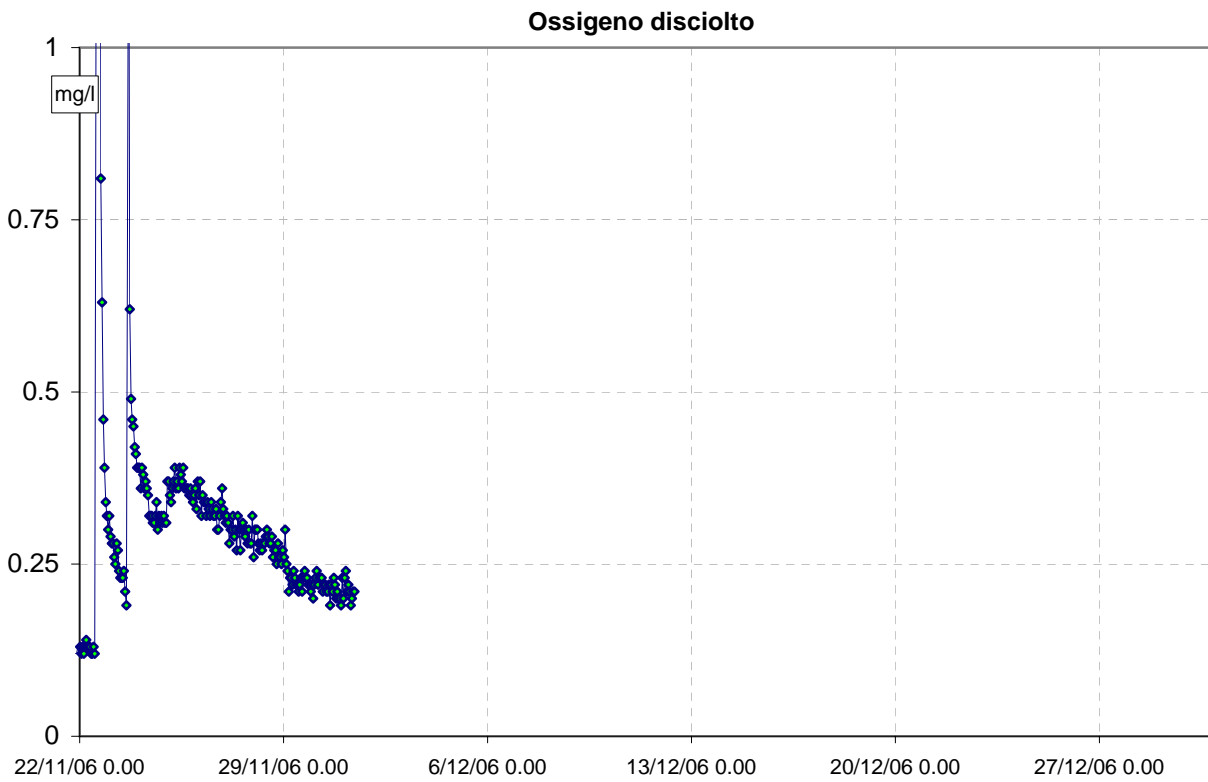
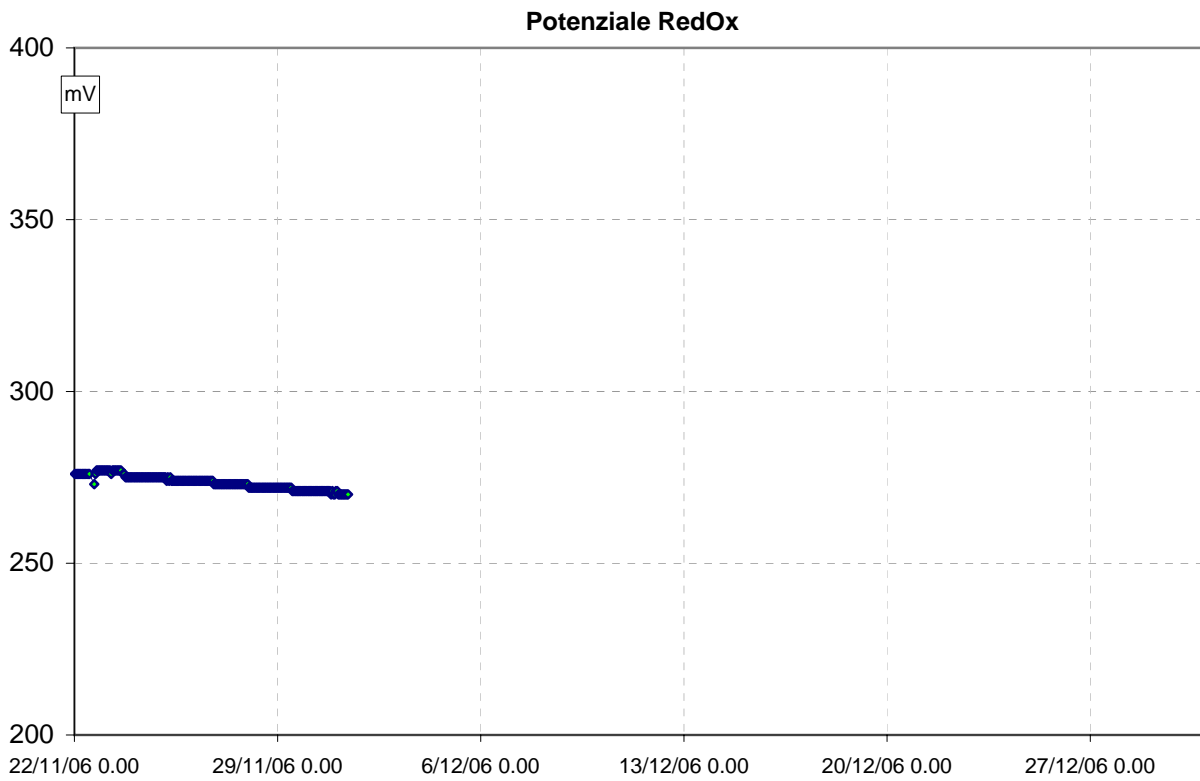
Data	Ora	Data completa	Temp	pH	EC	Sal	ORP	DO%	DO	Battente acqua	Quota	Batt	Livello statico misurato
DDMMYY	HHMMSS	DDMMYYHHMM	°C	Units	µS/cm	ppt	mV	Sat	mg/l	m	m slm	Volts	m slm
16/12/2006		16/12/06 0.00											
17/12/2006		17/12/06 0.00											
18/12/2006		18/12/06 0.00											
19/12/2006		19/12/06 0.00											
20/12/2006		20/12/06 0.00											
21/12/2006		21/12/06 0.00											
22/12/2006		22/12/06 0.00											
23/12/2006		23/12/06 0.00											
24/12/2006		24/12/06 0.00											
25/12/2006		25/12/06 0.00											
26/12/2006		26/12/06 0.00											
27/12/2006		27/12/06 0.00											
28/12/2006		28/12/06 0.00									414.27		414.27

NO DATA

Pozzo Serpieri - Sonda superficiale periodo 22-11-2006 - 28-12-2006



Pozzo Serpieri - Sonda superficiale periodo 22-11-2006 - 28-12-2006



Pozzo Serpieri - Log Verticale del 28-12-2006

Data	Ora	Data completa	Temp	pH	EC	Sal	ORP	DO%	DO	ΔAcqua	Quota	Batt
DDMMYY	HHMMSS	DDMMYYHHMM	°C	Units	μS/cm	ppt	mV	Sat	mg/l	meters	m slm	Volts
28/12/2006	15.02.55	28/12/06 15.02	15.81	2.2	0.2	0.01	412	103	9.64	-0.13	414.13	10.8
28/12/2006	11.26.27	28/12/06 11.26	4.92	3.77	0.6	0	364	12.9	1.65	-0.32	414.32	12.5
28/12/2006	11.26.28	28/12/06 11.26	4.92	3.77	0.6	0	364	12.9	1.65	-0.32	414.32	12.5
28/12/2006	11.26.29	28/12/06 11.26	4.92	3.77	0.6	0	364	12.9	1.65	-0.33	414.33	12.5
28/12/2006	11.26.30	28/12/06 11.26	4.91	3.77	0.5	0	364	13	1.66	-0.32	414.32	12.5
28/12/2006	11.26.31	28/12/06 11.26	4.91	3.77	0.5	0	364	12.8	1.64	-0.32	414.32	12.5
28/12/2006	11.26.32	28/12/06 11.26	4.91	3.77	0.4	0	364	12.9	1.65	-0.32	414.32	12.5
28/12/2006	11.26.33	28/12/06 11.26	4.91	3.76	0.4	0	364	12.8	1.64	-0.32	414.32	12.5
28/12/2006	11.26.34	28/12/06 11.26	4.91	3.77	0.5	0	364	13	1.66	-0.32	414.32	12.5
28/12/2006	11.26.35	28/12/06 11.26	4.91	3.77	0.5	0	364	12.9	1.65	-0.32	414.32	12.5
28/12/2006	11.26.36	28/12/06 11.26	4.91	3.76	0.4	0	364	12.8	1.64	-0.32	414.32	12.5
28/12/2006	11.26.37	28/12/06 11.26	4.9	3.76	0.6	0	365	12.8	1.64	-0.32	414.32	12.5
28/12/2006	11.26.38	28/12/06 11.26	4.9	3.75	0.4	0	364	12.7	1.63	-0.33	414.33	12.5
28/12/2006	11.26.39	28/12/06 11.26	4.89	3.76	0.5	0	364	12.9	1.65	-0.35	414.35	12.5
28/12/2006	11.26.40	28/12/06 11.26	4.89	3.77	0.4	0	364	12.9	1.65	-0.34	414.34	12.5
28/12/2006	11.26.41	28/12/06 11.26	4.89	3.77	0.4	0	364	12.8	1.64	-0.33	414.33	12.5
28/12/2006	11.26.42	28/12/06 11.26	4.89	3.77	0.5	0	365	12.9	1.65	-0.33	414.33	12.5
28/12/2006	11.26.43	28/12/06 11.26	4.89	3.76	0.2	0	365	12.7	1.63	-0.35	414.35	12.5
28/12/2006	11.26.44	28/12/06 11.26	4.89	3.76	0.5	0	365	12.9	1.65	-0.34	414.34	12.5
28/12/2006	11.26.45	28/12/06 11.26	4.9	3.76	0.5	0	365	12.8	1.64	-0.34	414.34	12.5
28/12/2006	11.26.46	28/12/06 11.26	4.89	3.76	0.5	0	365	12.9	1.65	-0.34	414.34	12.5
28/12/2006	11.26.47	28/12/06 11.26	4.89	3.76	0.4	0	364	12.8	1.64	-0.35	414.35	12.5
28/12/2006	11.26.48	28/12/06 11.26	4.9	3.76	0.4	0	364	12.9	1.65	-0.35	414.35	12.5
28/12/2006	11.26.49	28/12/06 11.26	4.9	3.76	0.4	0	364	12.9	1.65	-0.35	414.35	12.5
28/12/2006	11.26.50	28/12/06 11.26	4.89	3.75	0.5	0	364	12.7	1.63	-0.33	414.33	12.5
28/12/2006	11.26.51	28/12/06 11.26	4.9	3.76	0.4	0	364	12.7	1.63	-0.35	414.35	12.5
28/12/2006	11.26.52	28/12/06 11.26	4.89	3.75	0.5	0	364	12.7	1.63	-0.32	414.32	12.5
28/12/2006	11.26.53	28/12/06 11.26	4.9	3.76	0.5	0	364	12.7	1.63	-0.35	414.35	12.5
28/12/2006	11.26.54	28/12/06 11.26	4.89	3.75	0.5	0	364	12.9	1.65	-0.32	414.32	12.5
28/12/2006	11.26.55	28/12/06 11.26	4.9	3.76	0.5	0	364	12.8	1.64	-0.33	414.33	12.5
28/12/2006	11.26.56	28/12/06 11.26	4.9	3.75	0.4	0	364	12.7	1.63	-0.33	414.33	12.5
28/12/2006	11.26.57	28/12/06 11.26	4.89	3.75	0.2	0	364	12.8	1.64	-0.33	414.33	12.5
28/12/2006	11.26.58	28/12/06 11.26	4.9	3.76	0.4	0	364	12.7	1.63	-0.35	414.35	12.5
28/12/2006	11.26.59	28/12/06 11.26	4.89	3.76	0.5	0	364	12.6	1.61	-0.36	414.36	12.5
28/12/2006	11.27.00	28/12/06 11.27	4.9	3.76	0.5	0	364	12.8	1.64	-0.32	414.32	12.4
28/12/2006	11.27.01	28/12/06 11.27	4.89	3.76	0.4	0	364	12.7	1.63	-0.35	414.35	12.5
28/12/2006	11.27.02	28/12/06 11.27	4.9	3.76	0.5	0	364	12.6	1.61	-0.34	414.34	12.5
28/12/2006	11.27.03	28/12/06 11.27	4.9	3.76	0.5	0	364	12.8	1.64	-0.35	414.35	12.5
28/12/2006	11.27.04	28/12/06 11.27	4.9	3.76	0.4	0	364	12.7	1.63	-0.32	414.32	12.5

28/12/2006	11.27.05	28/12/06 11.27	4.9	3.76	0.4	0	364	12.8	1.64	-0.33	414.33	12.5
28/12/2006	11.27.06	28/12/06 11.27	4.9	3.76	0.4	0	364	12.7	1.63	-0.33	414.33	12.5
28/12/2006	11.27.07	28/12/06 11.27	4.9	3.76	0.4	0	364	12.6	1.61	-0.34	414.34	12.5
28/12/2006	11.27.08	28/12/06 11.27	4.9	3.76	0.5	0	364	12.7	1.63	-0.35	414.35	12.5
28/12/2006	11.27.09	28/12/06 11.27	4.9	3.76	0.2	0	364	12.7	1.63	-0.35	414.35	12.5
28/12/2006	11.27.10	28/12/06 11.27	4.9	3.76	0.4	0	364	12.7	1.63	-0.34	414.34	12.5
28/12/2006	11.27.11	28/12/06 11.27	4.9	3.76	0.4	0	364	12.5	1.6	-0.33	414.33	12.5
28/12/2006	11.27.12	28/12/06 11.27	4.9	3.76	0.2	0	364	12.6	1.61	-0.35	414.35	12.5
28/12/2006	11.27.13	28/12/06 11.27	4.9	3.76	0.4	0	364	12.7	1.63	-0.32	414.32	12.5
28/12/2006	11.27.14	28/12/06 11.27	4.9	3.76	0.2	0	364	12.6	1.61	-0.32	414.32	12.5
28/12/2006	11.27.15	28/12/06 11.27	4.9	3.76	0.2	0	364	12.6	1.61	-0.34	414.34	12.5
28/12/2006	11.27.16	28/12/06 11.27	4.9	3.75	0.4	0	364	12.7	1.63	-0.35	414.35	12.5
28/12/2006	11.27.17	28/12/06 11.27	4.91	3.76	0.4	0	364	12.7	1.63	-0.34	414.34	12.5
28/12/2006	11.27.18	28/12/06 11.27	4.92	3.76	0.2	0	364	12.6	1.61	-0.32	414.32	12.5
28/12/2006	11.27.19	28/12/06 11.27	4.92	3.76	0.2	0	364	12.6	1.61	-0.32	414.32	12.5
28/12/2006	11.27.20	28/12/06 11.27	4.93	3.76	0.4	0	364	12.6	1.61	-0.32	414.32	12.5
28/12/2006	11.27.21	28/12/06 11.27	4.96	3.76	0.4	0	364	12.5	1.6	-0.34	414.34	12.5
28/12/2006	11.27.22	28/12/06 11.27	4.97	3.76	0.4	0	364	12.5	1.6	-0.32	414.32	12.5
28/12/2006	11.27.23	28/12/06 11.27	4.98	3.76	0.2	0	364	12.5	1.6	-0.32	414.32	12.5
28/12/2006	11.27.24	28/12/06 11.27	4.99	3.76	0.4	0	364	12.6	1.61	-0.34	414.34	12.5
28/12/2006	11.27.25	28/12/06 11.27	5	3.76	0.2	0	364	12.4	1.58	-0.32	414.32	12.5
28/12/2006	11.27.26	28/12/06 11.27	5.02	3.76	0.2	0	364	12.6	1.61	-0.32	414.32	12.5
28/12/2006	11.27.27	28/12/06 11.27	5.03	3.76	0.4	0	364	12.5	1.59	-0.32	414.32	12.5
28/12/2006	11.27.28	28/12/06 11.27	5.04	3.76	0.2	0	364	12.5	1.59	-0.32	414.32	12.5
28/12/2006	11.27.29	28/12/06 11.27	5.04	3.76	0.2	0	364	12.6	1.6	-0.31	414.31	12.5
28/12/2006	11.27.30	28/12/06 11.27	5.06	3.76	0.4	0	364	12.5	1.59	-0.33	414.33	12.5
28/12/2006	11.27.31	28/12/06 11.27	5.06	3.76	0.2	0	364	12.6	1.6	-0.31	414.31	12.5
28/12/2006	11.27.32	28/12/06 11.27	5.09	3.77	0.4	0	364	12.4	1.58	-0.32	414.32	12.5
28/12/2006	11.27.33	28/12/06 11.27	5.1	3.76	0.4	0	364	12.5	1.59	-0.31	414.31	12.5
28/12/2006	11.27.34	28/12/06 11.27	5.1	3.77	0.4	0	364	12.6	1.6	-0.33	414.33	12.5
28/12/2006	11.27.35	28/12/06 11.27	5.12	3.77	0.4	0	364	12.4	1.58	-0.33	414.33	12.5
28/12/2006	11.27.36	28/12/06 11.27	5.15	3.77	0.2	0	364	12.6	1.6	-0.31	414.31	12.5
28/12/2006	11.27.37	28/12/06 11.27	5.17	3.77	0.2	0	364	12.5	1.58	-0.31	414.31	12.5
28/12/2006	11.27.38	28/12/06 11.27	5.17	3.77	0.2	0	364	12.5	1.6	-0.32	414.32	12.5
28/12/2006	11.27.39	28/12/06 11.27	5.17	3.77	0.4	0	364	12.5	1.58	-0.3	414.3	12.5
28/12/2006	11.27.40	28/12/06 11.27	5.17	3.77	0.2	0	364	12.5	1.6	-0.33	414.33	12.5
28/12/2006	11.27.41	28/12/06 11.27	5.17	3.77	0.2	0	364	12.5	1.58	-0.3	414.3	12.5
28/12/2006	11.27.42	28/12/06 11.27	5.16	3.77	0.2	0	364	12.6	1.6	-0.31	414.31	12.5
28/12/2006	11.27.43	28/12/06 11.27	5.16	3.77	0.4	0	364	12.6	1.6	-0.31	414.31	12.5
28/12/2006	11.27.44	28/12/06 11.27	5.15	3.77	0.4	0	364	12.6	1.6	-0.3	414.3	12.5
28/12/2006	11.27.45	28/12/06 11.27	5.15	3.77	0.4	0	364	12.5	1.58	-0.3	414.3	12.5
28/12/2006	11.27.46	28/12/06 11.27	5.15	3.77	0.4	0	364	12.4	1.57	-0.3	414.3	12.5

28/12/2006	11.27.47	28/12/06 11.27	5.15	3.77	0.4	0	364	12.4	1.57	-0.3	414.3	12.5
28/12/2006	11.27.48	28/12/06 11.27	5.15	3.77	0.4	0	364	12.6	1.6	-0.31	414.31	12.5
28/12/2006	11.27.49	28/12/06 11.27	5.16	3.77	0.4	0	364	12.6	1.6	-0.31	414.31	12.5
28/12/2006	11.27.50	28/12/06 11.27	5.16	3.77	0.4	0	364	12.5	1.58	-0.31	414.31	12.5
28/12/2006	11.27.51	28/12/06 11.27	5.16	3.77	0.4	0	364	12.5	1.58	-0.31	414.31	12.5
28/12/2006	11.27.52	28/12/06 11.27	5.16	3.77	0.4	0	364	12.6	1.6	-0.32	414.32	12.5
28/12/2006	11.27.53	28/12/06 11.27	5.16	3.77	0.2	0	364	12.6	1.6	-0.31	414.31	12.5
28/12/2006	11.27.54	28/12/06 11.27	5.17	3.77	0.5	0	364	12.4	1.57	-0.3	414.3	12.5
28/12/2006	11.27.55	28/12/06 11.27	5.17	3.77	0.5	0	364	12.5	1.58	-0.3	414.3	12.5
28/12/2006	11.27.56	28/12/06 11.27	5.18	3.77	0.2	0	364	12.6	1.61	-0.32	414.32	12.5
28/12/2006	11.27.57	28/12/06 11.27	5.18	3.77	0.4	0	364	12.5	1.58	-0.31	414.31	12.5
28/12/2006	11.27.58	28/12/06 11.27	5.19	3.77	0.2	0	364	12.5	1.58	-0.32	414.32	12.5
28/12/2006	11.27.59	28/12/06 11.27	5.19	3.77	0.4	0	364	12.5	1.59	-0.31	414.31	12.5
28/12/2006	11.28.00	28/12/06 11.28	5.2	3.77	0.2	0	364	12.6	1.6	-0.3	414.3	12.5
28/12/2006	11.28.01	28/12/06 11.28	5.22	3.77	0.4	0	364	12.4	1.58	-0.31	414.31	12.5
28/12/2006	11.28.02	28/12/06 11.28	5.28	3.77	0.4	0	364	12.4	1.57	-0.31	414.31	12.5
28/12/2006	11.28.03	28/12/06 11.28	7.73	3.54	2260	1.18	373	27	3.39	-0.3	414.3	12.5
28/12/2006	11.28.04	28/12/06 11.28	11.68	3.64	3130	1.66	374	25.6	3.01	0.16	413.84	12.5
28/12/2006	11.28.05	28/12/06 11.28	13.53	3.68	2920	1.54	375	21.5	2.31	0.54	413.46	12.4
28/12/2006	11.28.06	28/12/06 11.28	15.38	3.71	2845	1.49	376	19.8	2.04	0.89	413.11	12.5
28/12/2006	11.28.07	28/12/06 11.28	16.75	3.74	2709	1.42	376	18.5	1.84	1.39	412.61	12.5
28/12/2006	11.28.08	28/12/06 11.28	16.75	3.76	2661	1.39	375	17.8	1.71	1.73	412.27	12.5
28/12/2006	11.28.09	28/12/06 11.28	17.45	3.78	2613	1.36	375	17.2	1.64	2.17	411.83	12.5
28/12/2006	11.28.10	28/12/06 11.28	17.87	3.79	2606	1.36	375	16.9	1.59	2.63	411.37	12.4
28/12/2006	11.28.11	28/12/06 11.28	18.13	3.81	2591	1.35	375	16.5	1.55	2.99	411.01	12.5
28/12/2006	11.28.12	28/12/06 11.28	18.3	3.81	2584	1.34	376	16.1	1.5	3.35	410.65	12.5
28/12/2006	11.28.13	28/12/06 11.28	18.41	3.81	2583	1.34	376	15.9	1.48	3.8	410.2	12.4
28/12/2006	11.28.14	28/12/06 11.28	18.5	3.82	2582	1.34	377	15.6	1.44	4.21	409.79	12.5
28/12/2006	11.28.15	28/12/06 11.28	18.64	3.81	2582	1.34	379	15.4	1.42	4.74	409.26	12.5
28/12/2006	11.28.16	28/12/06 11.28	18.73	3.82	2578	1.34	379	14.9	1.38	5.36	408.64	12.4
28/12/2006	11.28.17	28/12/06 11.28	19.04	3.82	2561	1.33	380	14.6	1.34	6.07	407.93	12.5
28/12/2006	11.28.18	28/12/06 11.28	19.38	3.82	2550	1.32	380	14.3	1.31	6.75	407.25	12.4
28/12/2006	11.28.19	28/12/06 11.28	19.56	3.83	2542	1.32	381	13.8	1.25	7.47	406.53	12.4
28/12/2006	11.28.20	28/12/06 11.28	19.7	3.83	2535	1.31	382	13.6	1.23	7.97	406.03	12.4
28/12/2006	11.28.21	28/12/06 11.28	19.78	3.84	2533	1.31	383	13.3	1.2	8.49	405.51	12.4
28/12/2006	11.28.22	28/12/06 11.28	19.8	3.84	2529	1.31	384	13	1.17	9.09	404.91	12.4
28/12/2006	11.28.23	28/12/06 11.28	19.87	3.84	2530	1.31	385	12.7	1.14	9.78	404.22	12.5
28/12/2006	11.28.24	28/12/06 11.28	19.92	3.84	2528	1.31	386	12.7	1.14	10.24	403.76	12.4
28/12/2006	11.28.25	28/12/06 11.28	19.97	3.84	2525	1.31	387	12.4	1.12	10.31	403.69	12.5
28/12/2006	11.28.26	28/12/06 11.28	19.92	3.85	2529	1.31	388	12.3	1.11	10.34	403.66	12.4
28/12/2006	11.28.27	28/12/06 11.28	19.85	3.85	2529	1.31	389	12.1	1.09	10.91	403.09	12.4
28/12/2006	11.28.28	28/12/06 11.28	19.96	3.85	2527	1.31	391	11.8	1.07	11.29	402.71	12.4

28/12/2006	11.28.29	28/12/06	11.28	20.03	3.85	2524	1.31	392	11.4	1.03	11.58	402.42	12.4
28/12/2006	11.28.30	28/12/06	11.28	20.06	3.84	2523	1.31	393	11.3	1.02	12.27	401.73	12.4
28/12/2006	11.28.31	28/12/06	11.28	20.15	3.85	2526	1.31	394	11.1	1	12.35	401.65	12.4
28/12/2006	11.28.32	28/12/06	11.28	20.16	3.84	2516	1.3	395	10.9	0.98	13.03	400.97	12.4
28/12/2006	11.28.33	28/12/06	11.28	20.26	3.84	2515	1.3	396	10.6	0.95	13.26	400.74	12.4
28/12/2006	11.28.34	28/12/06	11.28	20.28	3.85	2512	1.3	397	10.2	0.92	13.26	400.74	12.4
28/12/2006	11.28.35	28/12/06	11.28	20.32	3.84	2511	1.3	398	9.9	0.89	13.58	400.42	12.4
28/12/2006	11.28.36	28/12/06	11.28	20.38	3.84	2514	1.3	399	9.7	0.87	14.15	399.85	12.4
28/12/2006	11.28.37	28/12/06	11.28	20.37	3.84	2512	1.3	400	9.5	0.85	14.19	399.81	12.4
28/12/2006	11.28.38	28/12/06	11.28	20.42	3.84	2510	1.3	401	9.3	0.83	14.77	399.23	12.4
28/12/2006	11.28.39	28/12/06	11.28	20.43	3.84	2504	1.3	402	9.1	0.81	15.08	398.92	12.4
28/12/2006	11.28.40	28/12/06	11.28	20.46	3.84	2505	1.3	403	8.9	0.8	15.72	398.28	12.4
28/12/2006	11.28.41	28/12/06	11.28	20.51	3.83	2507	1.3	404	8.7	0.78	16.3	397.7	12.4
28/12/2006	11.28.42	28/12/06	11.28	20.51	3.83	2506	1.3	405	8.5	0.76	16.68	397.32	12.4
28/12/2006	11.28.43	28/12/06	11.28	20.54	3.75	3716	1.97	412	8.2	0.73	17.23	396.77	12.4
28/12/2006	11.28.44	28/12/06	11.28	20.72	3.72	4567	2.45	410	8.4	0.74	17.57	396.43	12.4
28/12/2006	11.28.45	28/12/06	11.28	21.23	3.71	4591	2.46	407	8.3	0.72	18.3	395.7	12.4
28/12/2006	11.28.46	28/12/06	11.28	21.58	3.7	4613	2.47	405	8.1	0.7	18.69	395.31	12.4
28/12/2006	11.28.47	28/12/06	11.28	21.75	3.69	4601	2.46	403	7.8	0.67	19.39	394.61	12.4
28/12/2006	11.28.48	28/12/06	11.28	21.86	3.68	4599	2.46	402	7.7	0.67	19.63	394.37	12.4
28/12/2006	11.28.49	28/12/06	11.28	21.93	3.68	4589	2.45	401	7.5	0.64	20.48	393.52	12.4
28/12/2006	11.28.50	28/12/06	11.28	21.98	3.68	4595	2.46	401	7.3	0.62	20.9	393.1	12.4
28/12/2006	11.28.51	28/12/06	11.28	22.02	3.68	4591	2.46	400	7.2	0.62	21.37	392.63	12.4
28/12/2006	11.28.52	28/12/06	11.28	22.05	3.67	4587	2.45	400	7	0.6	21.82	392.18	12.4
28/12/2006	11.28.53	28/12/06	11.28	22.06	3.67	4587	2.45	399	6.9	0.59	22.13	391.87	12.4
28/12/2006	11.28.54	28/12/06	11.28	22.09	3.67	4586	2.45	399	6.7	0.58	22.74	391.26	12.4
28/12/2006	11.28.55	28/12/06	11.28	22.11	3.66	4582	2.45	399	6.7	0.58	23.16	390.84	12.4
28/12/2006	11.28.56	28/12/06	11.28	22.13	3.64	4581	2.45	399	6.6	0.56	23.77	390.23	12.4
28/12/2006	11.28.57	28/12/06	11.28	22.17	3.65	4578	2.45	399	6.6	0.56	24.02	389.98	12.4
28/12/2006	11.28.58	28/12/06	11.28	22.18	3.65	4573	2.45	398	6.4	0.54	24.55	389.45	12.4
28/12/2006	11.28.59	28/12/06	11.28	22.2	3.64	4573	2.44	399	6.2	0.53	25.01	388.99	12.4
28/12/2006	11.29.00	28/12/06	11.29	22.21	3.64	4576	2.45	399	6.3	0.54	25.25	388.75	12.4
28/12/2006	11.29.01	28/12/06	11.29	22.22	3.63	4576	2.45	399	6	0.51	25.92	388.08	12.4
28/12/2006	11.29.02	28/12/06	11.29	22.25	3.63	4573	2.44	399	5.9	0.51	26.11	387.89	12.4
28/12/2006	11.29.03	28/12/06	11.29	22.25	3.62	4581	2.45	399	5.9	0.51	26.71	387.29	12.4
28/12/2006	11.29.04	28/12/06	11.29	22.27	3.62	4573	2.44	399	5.8	0.49	27.13	386.87	12.4
28/12/2006	11.29.05	28/12/06	11.29	22.3	3.61	4578	2.45	399	5.8	0.49	27.62	386.38	12.4
28/12/2006	11.29.06	28/12/06	11.29	22.32	3.61	4565	2.44	399	5.6	0.48	27.62	386.38	12.4
28/12/2006	11.29.07	28/12/06	11.29	22.34	3.61	4565	2.44	399	5.4	0.46	28.24	385.76	12.4
28/12/2006	11.29.08	28/12/06	11.29	22.36	3.6	4563	2.44	399	5.5	0.47	28.53	385.47	12.4
28/12/2006	11.29.09	28/12/06	11.29	22.38	3.6	4560	2.44	399	5.5	0.47	29.09	384.91	12.4
28/12/2006	11.29.10	28/12/06	11.29	22.36	3.59	4561	2.44	399	5.3	0.45	29.15	384.85	12.4

28/12/2006	11.29.11	28/12/06	11.29	22.39	3.59	4560	2.44	399	5.3	0.45	29.8	384.2	12.4
28/12/2006	11.29.12	28/12/06	11.29	22.41	3.59	4562	2.44	399	5.1	0.43	30.12	383.88	12.4
28/12/2006	11.29.13	28/12/06	11.29	22.43	3.58	4556	2.43	400	5.1	0.43	30.66	383.34	12.4
28/12/2006	11.29.14	28/12/06	11.29	22.43	3.58	4554	2.43	400	5.1	0.43	31.08	382.92	12.4
28/12/2006	11.29.15	28/12/06	11.29	22.45	3.57	4551	2.43	400	4.9	0.42	31.69	382.31	12.4
28/12/2006	11.29.16	28/12/06	11.29	22.46	3.57	4554	2.43	400	4.9	0.41	32.18	381.82	12.5
28/12/2006	11.29.17	28/12/06	11.29	22.48	3.56	4551	2.43	401	4.8	0.41	32.55	381.45	12.4
28/12/2006	11.29.18	28/12/06	11.29	22.48	3.55	4549	2.43	401	4.8	0.41	33.24	380.76	12.5
28/12/2006	11.29.19	28/12/06	11.29	22.51	3.55	4548	2.43	401	4.6	0.39	33.28	380.72	12.4
28/12/2006	11.29.20	28/12/06	11.29	22.5	3.55	4546	2.43	400	4.6	0.39	33.88	380.12	12.4
28/12/2006	11.29.21	28/12/06	11.29	22.52	3.55	4546	2.43	400	4.7	0.4	34.15	379.85	12.4
28/12/2006	11.29.22	28/12/06	11.29	22.53	3.56	4546	2.43	400	4.6	0.39	34.52	379.48	12.4
28/12/2006	11.29.23	28/12/06	11.29	22.55	3.54	4544	2.43	401	4.5	0.38	35.22	378.78	12.4
28/12/2006	11.29.24	28/12/06	11.29	22.57	3.54	4542	2.43	401	4.4	0.37	35.48	378.52	12.4
28/12/2006	11.29.25	28/12/06	11.29	22.58	3.54	4541	2.43	401	4.4	0.37	36.12	377.88	12.4
28/12/2006	11.29.26	28/12/06	11.29	22.6	3.56	4542	2.43	399	4.4	0.37	36.49	377.51	12.4
28/12/2006	11.29.27	28/12/06	11.29	22.6	3.55	4539	2.42	400	4.4	0.37	36.76	377.24	12.4
28/12/2006	11.29.28	28/12/06	11.29	22.6	3.62	4539	2.42	401	4.4	0.37	37.36	376.64	12.4
28/12/2006	11.29.29	28/12/06	11.29	22.62	3.52	4537	2.42	402	4.2	0.36	37.5	376.5	12.4
28/12/2006	11.29.30	28/12/06	11.29	22.6	3.43	4538	2.42	404	4.2	0.35	37.89	376.11	12.4
28/12/2006	11.29.31	28/12/06	11.29	22.61	3.49	4538	2.42	403	4.2	0.36	38.34	375.66	12.4
28/12/2006	11.29.32	28/12/06	11.29	22.63	3.51	4540	2.42	402	4.3	0.36	38.7	375.3	12.4
28/12/2006	11.29.33	28/12/06	11.29	22.64	3.52	4538	2.42	401	4	0.34	39.33	374.67	12.4
28/12/2006	11.29.34	28/12/06	11.29	22.66	3.52	4536	2.42	401	4.1	0.35	39.48	374.52	12.4
28/12/2006	11.29.35	28/12/06	11.29	22.66	3.52	4542	2.43	401	4.1	0.35	40.01	373.99	12.4
28/12/2006	11.29.36	28/12/06	11.29	22.69	3.51	4532	2.42	401	4.1	0.35	40.44	373.56	12.4
28/12/2006	11.29.37	28/12/06	11.29	22.7	3.51	4533	2.42	402	4.1	0.35	40.67	373.33	12.4
28/12/2006	11.29.38	28/12/06	11.29	22.69	3.51	4534	2.42	402	4	0.34	40.67	373.33	12.4
28/12/2006	11.29.39	28/12/06	11.29	22.71	3.5	4533	2.42	402	3.9	0.33	41.27	372.73	12.4
28/12/2006	11.29.40	28/12/06	11.29	22.72	3.5	4530	2.42	402	3.9	0.33	41.65	372.35	12.4
28/12/2006	11.29.41	28/12/06	11.29	22.73	3.49	4530	2.42	402	3.9	0.33	42.12	371.88	12.4
28/12/2006	11.29.42	28/12/06	11.29	22.74	3.49	4528	2.42	402	3.9	0.33	42.64	371.36	12.4
28/12/2006	11.29.43	28/12/06	11.29	22.75	3.49	4531	2.42	402	3.7	0.31	42.93	371.07	12.4
28/12/2006	11.29.44	28/12/06	11.29	22.75	3.49	4528	2.42	402	3.7	0.31	43.59	370.41	12.4
28/12/2006	11.29.45	28/12/06	11.29	22.76	3.49	4529	2.42	402	3.7	0.32	43.88	370.12	12.4
28/12/2006	11.29.46	28/12/06	11.29	22.77	3.48	4526	2.42	402	3.7	0.31	44.37	369.63	12.4
28/12/2006	11.29.47	28/12/06	11.29	22.78	3.48	4526	2.42	402	3.7	0.31	44.86	369.14	12.4
28/12/2006	11.29.48	28/12/06	11.29	22.79	3.49	4526	2.42	400	3.6	0.3	45.06	368.94	12.4
28/12/2006	11.29.49	28/12/06	11.29	22.77	3.5	4522	2.41	400	3.7	0.31	45.17	368.83	12.4
28/12/2006	11.29.50	28/12/06	11.29	22.73	3.48	4509	2.41	402	3.4	0.29	45.17	368.83	12.4
28/12/2006	11.29.51	28/12/06	11.29	22.69	3.47	4528	2.42	402	3.5	0.3	44.63	369.37	12.4
28/12/2006	11.29.52	28/12/06	11.29	22.72	3.47	4531	2.42	402	3.4	0.29	44.33	369.67	12.4

28/12/2006	11.29.53	28/12/06	11.29	22.75	3.47	4529	2.42	402	3.4	0.28	44.31	369.69	12.4
28/12/2006	11.29.54	28/12/06	11.29	22.72	3.47	4531	2.42	402	3.4	0.29	44.31	369.69	12.4
28/12/2006	11.29.55	28/12/06	11.29	22.66	3.46	4537	2.42	402	3.4	0.29	44.26	369.74	12.4
28/12/2006	11.29.56	28/12/06	11.29	22.64	3.46	4535	2.42	402	3.4	0.29	44.29	369.71	12.4
28/12/2006	11.29.57	28/12/06	11.29	22.62	3.45	4537	2.42	402	3.4	0.29	44.27	369.73	12.4
28/12/2006	11.29.58	28/12/06	11.29	22.57	3.45	4543	2.43	402	3.4	0.29	44.28	369.72	12.4
28/12/2006	11.29.59	28/12/06	11.29	22.53	3.45	4548	2.43	402	3.4	0.29	44.3	369.7	12.4
28/12/2006	11.30.00	28/12/06	11.30	22.5	3.53	4546	2.43	402	3.3	0.28	44.06	369.94	12.4
28/12/2006	11.30.01	28/12/06	11.30	22.5	3.47	4544	2.43	402	3.3	0.28	43.35	370.65	12.4
28/12/2006	11.30.02	28/12/06	11.30	22.59	3.44	4544	2.43	402	3.4	0.29	42.49	371.51	12.4
28/12/2006	11.30.03	28/12/06	11.30	22.68	3.43	4538	2.42	403	3.4	0.29	41.63	372.37	12.4
28/12/2006	11.30.04	28/12/06	11.30	22.74	3.43	4529	2.42	403	3.2	0.27	40.75	373.25	12.4
28/12/2006	11.30.05	28/12/06	11.30	22.78	3.43	4527	2.42	403	3.1	0.27	40.25	373.75	12.4
28/12/2006	11.30.06	28/12/06	11.30	22.83	3.43	4520	2.41	402	3.1	0.27	40.23	373.77	12.4
28/12/2006	11.30.07	28/12/06	11.30	22.83	3.43	4526	2.42	402	3.1	0.26	40.24	373.76	12.4
28/12/2006	11.30.08	28/12/06	11.30	22.82	3.43	4517	2.41	402	3.2	0.27	40.22	373.78	12.4
28/12/2006	11.30.09	28/12/06	11.30	22.79	3.43	4521	2.41	402	3.1	0.26	40.24	373.76	12.4
28/12/2006	11.30.10	28/12/06	11.30	22.77	3.43	4521	2.41	402	3.1	0.26	40.24	373.76	12.4
28/12/2006	11.30.11	28/12/06	11.30	22.73	3.42	4524	2.41	402	3.1	0.26	40.24	373.76	12.4
28/12/2006	11.30.12	28/12/06	11.30	22.68	3.42	4529	2.42	403	3.1	0.26	40.23	373.77	12.4
28/12/2006	11.30.13	28/12/06	11.30	22.63	3.42	4532	2.42	403	3.1	0.26	40.26	373.74	12.4
28/12/2006	11.30.14	28/12/06	11.30	22.59	3.41	4539	2.42	403	3	0.25	40.25	373.75	12.4
28/12/2006	11.30.15	28/12/06	11.30	22.55	3.41	4537	2.42	402	3	0.25	40.25	373.75	12.4
28/12/2006	11.30.16	28/12/06	11.30	22.53	3.41	4539	2.42	402	3	0.25	40.23	373.77	12.4
28/12/2006	11.30.17	28/12/06	11.30	22.52	3.41	4542	2.43	402	2.9	0.25	40.24	373.76	12.4
28/12/2006	11.30.18	28/12/06	11.30	22.53	3.41	4540	2.42	402	3	0.25	40.24	373.76	12.4
28/12/2006	11.30.19	28/12/06	11.30	22.52	3.41	4543	2.43	402	3	0.25	40.23	373.77	12.4
28/12/2006	11.30.20	28/12/06	11.30	22.52	3.41	4542	2.43	402	3	0.25	40.24	373.76	12.4
28/12/2006	11.30.21	28/12/06	11.30	22.53	3.4	4543	2.43	402	2.9	0.25	40.24	373.76	12.4
28/12/2006	11.30.22	28/12/06	11.30	22.53	3.4	4545	2.43	402	2.9	0.25	40.24	373.76	12.4
28/12/2006	11.30.23	28/12/06	11.30	22.5	3.4	4545	2.43	403	2.9	0.25	40.24	373.76	12.4
28/12/2006	11.30.24	28/12/06	11.30	22.47	3.39	4552	2.43	402	2.8	0.24	40.24	373.76	12.4
28/12/2006	11.30.25	28/12/06	11.30	22.44	3.39	4551	2.43	402	2.9	0.25	40.23	373.77	12.4
28/12/2006	11.30.26	28/12/06	11.30	22.41	3.39	4554	2.43	402	2.8	0.24	40.23	373.77	12.4
28/12/2006	11.30.27	28/12/06	11.30	22.4	3.39	4552	2.43	402	3	0.25	40.21	373.79	12.4
28/12/2006	11.30.28	28/12/06	11.30	22.41	3.39	4551	2.43	402	2.8	0.24	40	374	12.4
28/12/2006	11.30.29	28/12/06	11.30	22.49	3.39	4536	2.42	402	2.8	0.24	39.95	374.05	12.4
28/12/2006	11.30.30	28/12/06	11.30	22.59	3.39	4532	2.42	402	2.8	0.24	39.89	374.11	12.4
28/12/2006	11.30.31	28/12/06	11.30	22.65	3.39	4530	2.42	402	2.8	0.23	39.8	374.2	12.4
28/12/2006	11.30.32	28/12/06	11.30	22.71	3.39	4524	2.41	402	2.7	0.23	39.79	374.21	12.4
28/12/2006	11.30.33	28/12/06	11.30	22.74	3.39	4519	2.41	402	2.8	0.24	39.4	374.6	12.4
28/12/2006	11.30.34	28/12/06	11.30	22.78	3.39	4513	2.41	402	2.7	0.23	38.49	375.51	12.4

28/12/2006	11.30.35	28/12/06 11.30	22.87	3.38	4510	2.41	402	2.7	0.23	37.61	376.39	12.4
28/12/2006	11.30.36	28/12/06 11.30	22.95	3.35	4506	2.4	403	2.7	0.23	36.53	377.47	12.4
28/12/2006	11.30.37	28/12/06 11.30	23.01	3.49	4498	2.4	402	2.8	0.23	35.6	378.4	12.4
28/12/2006	11.30.38	28/12/06 11.30	23.05	3.4	4499	2.4	401	3.9	0.33	34.8	379.2	12.3
28/12/2006	11.30.39	28/12/06 11.30	23.07	3.31	4496	2.4	402	3.2	0.27	33.65	380.35	12.3
28/12/2006	11.30.40	28/12/06 11.30	23.09	3.39	4496	2.4	403	3	0.25	32.18	381.82	12.4
28/12/2006	11.30.41	28/12/06 11.30	23.12	3.36	4495	2.4	403	2.9	0.24	30.64	383.36	12.3
28/12/2006	11.30.42	28/12/06 11.30	23.14	3.35	4493	2.4	403	2.9	0.24	29.32	384.68	12.3
28/12/2006	11.30.43	28/12/06 11.30	23.15	3.36	4489	2.39	403	2.9	0.24	27.92	386.08	12.4
28/12/2006	11.30.44	28/12/06 11.30	23.14	3.36	4498	2.4	402	2.9	0.24	26.3	387.7	12.4
28/12/2006	11.30.45	28/12/06 11.30	23.15	3.36	4492	2.4	403	2.8	0.24	24.77	389.23	12.4
28/12/2006	11.30.46	28/12/06 11.30	23.17	3.35	4489	2.39	403	2.8	0.23	23.15	390.85	12.3
28/12/2006	11.30.47	28/12/06 11.30	23.19	3.36	4486	2.39	403	2.7	0.23	23.15	390.85	12.4
28/12/2006	11.30.48	28/12/06 11.30	23.2	3.35	4483	2.39	403	2.7	0.23	21.68	392.32	12.4
28/12/2006	11.30.49	28/12/06 11.30	23.22	3.36	4483	2.39	402	2.8	0.23	20.1	393.9	12.4
28/12/2006	11.30.50	28/12/06 11.30	23.23	3.36	4483	2.39	402	2.8	0.23	18.66	395.34	12.4
28/12/2006	11.30.51	28/12/06 11.30	23.22	3.36	4481	2.39	402	2.7	0.22	17.47	396.53	12.3
28/12/2006	11.30.52	28/12/06 11.30	23.14	3.43	3265	1.71	397	2.8	0.23	16.23	397.77	12.3
28/12/2006	11.30.53	28/12/06 11.30	22.79	3.45	2554	1.32	396	2.7	0.23	15.07	398.93	12.4
28/12/2006	11.30.54	28/12/06 11.30	22.44	3.46	2465	1.27	397	2.7	0.23	13.93	400.07	12.4
28/12/2006	11.30.55	28/12/06 11.30	22.22	3.47	2422	1.25	397	2.6	0.22	12.86	401.14	12.4
28/12/2006	11.30.56	28/12/06 11.30	22.08	3.47	2423	1.25	397	2.6	0.23	11.79	402.21	12.4
28/12/2006	11.30.57	28/12/06 11.30	22.08	3.47	2424	1.25	397	2.7	0.23	10.66	403.34	12.4
28/12/2006	11.30.58	28/12/06 11.30	21.99	3.47	2427	1.25	397	2.6	0.23	9.51	404.49	12.4
28/12/2006	11.30.59	28/12/06 11.30	21.97	3.47	2424	1.25	397	2.5	0.22	8.82	405.18	12.4
28/12/2006	11.31.00	28/12/06 11.31	21.96	3.47	2427	1.25	397	2.5	0.22	8.55	405.45	12.3
28/12/2006	11.31.01	28/12/06 11.31	21.95	3.47	2428	1.25	397	2.5	0.21	8.61	405.39	12.4
28/12/2006	11.31.02	28/12/06 11.31	21.93	3.47	2429	1.25	396	2.5	0.22	8.63	405.37	12.4
28/12/2006	11.31.03	28/12/06 11.31	21.9	3.47	2431	1.25	396	2.5	0.22	8.63	405.37	12.4
28/12/2006	11.31.04	28/12/06 11.31	21.87	3.47	2433	1.25	396	2.5	0.22	8.62	405.38	12.3
28/12/2006	11.31.05	28/12/06 11.31	21.85	3.48	2437	1.26	396	2.4	0.21	8.62	405.38	12.4
28/12/2006	11.31.06	28/12/06 11.31	21.81	3.47	2438	1.26	396	2.5	0.22	8.64	405.36	12.4
28/12/2006	11.31.07	28/12/06 11.31	21.79	3.47	2436	1.26	396	2.4	0.21	8.63	405.37	12.4
28/12/2006	11.31.08	28/12/06 11.31	21.78	3.47	2440	1.26	396	2.3	0.2	8.64	405.36	12.4
28/12/2006	11.31.09	28/12/06 11.31	21.76	3.47	2439	1.26	396	2.5	0.22	8.62	405.38	12.3
28/12/2006	11.31.10	28/12/06 11.31	21.74	3.47	2436	1.26	396	2.5	0.22	7.99	406.01	12.3
28/12/2006	11.31.11	28/12/06 11.31	21.81	3.48	2429	1.25	396	2.3	0.2	7.8	406.2	12.3
28/12/2006	11.31.12	28/12/06 11.31	21.87	3.48	2430	1.25	396	2.4	0.21	7.75	406.25	12.3
28/12/2006	11.31.13	28/12/06 11.31	21.86	3.48	2431	1.25	396	2.4	0.21	7.74	406.26	12.3
28/12/2006	11.31.14	28/12/06 11.31	21.83	3.48	2433	1.25	396	2.4	0.21	7.65	406.35	12.4
28/12/2006	11.31.15	28/12/06 11.31	21.81	3.48	2433	1.25	396	2.4	0.21	6.75	407.25	12.4
28/12/2006	11.31.16	28/12/06 11.31	21.85	3.48	2426	1.25	396	2.3	0.2	5.58	408.42	12.3

Pozzo Serpieri - Log Verticale del 28-12-2006

