

Monitoraggio fiume Merse		Misure parametri fisico/chimici in situ (eseguite su campione tal quale)						
		Data			4-ott-06			
Punto di misura	Codice	pH unità	EC mS/cm	T °C	ORP mv	DO mg/l	NOTE	
Uscita miniera Campiano	RIB	3.94	3,150		214	3.57		
Uscita miniera Campiano	RIB	4.00	3,330	30.0			Letture strumenti in continuo, portata 9,4- 9,6 l/s	
Scarico depuratore	DEP	7.94	4,620					
Pozzo Serpieri alto	SER1	2.80	2,600		518	2.80	LS 27,33	
Pozzo Serpieri basso	SER2	2.78	4,360		315	2.78		
Fosso Ribudelli	R1	7.25	629		178		deflusso	
Fosso Ribudelli tra disc e DEP	R1B							
Fosso Ribudelli tra DEP e Merse	R1C							
F. Merse Gabellino	M3						Asciutto	
F. Merse monte Ribudelli	M1	7.74	888		210			
F. Merse valle Ribudelli	M2	8.11	1,806		218			
F. Merse ponte ex SS441	M4	8.02	1,385		222			
F. Merse guado per Luriano	M5	6.99	1,768		174	4.96		
Sorgente Le vene di Ciciano	LVE	6.90	1,836		219	5.25		
Fonte del Niccolo	NIC	7.69	729		214			
Sondaggio Minerario	SMI	5.99	2440		-143	0.93		
Sorgente Fontino	LFO	5.91	934		-26			
Fonteverdi	FVE	7.18	677		174			
Sorgente Boccheggiano	BOC	7.83	647		174			
Sorgente Reticaggio	RET	7.57	576		178			
Fonte Asciutta	FAS	7.32	549		184			
Pozzo Gabellino	GAB	7.40	637		190			

Pozzo Serpieri - Sonda superficiale periodo 22-08-2006 - 04-10-2006													
Data	Ora	Data completa	Temp	pH	EC	Sal	ORP	DO%	DO	Battente acqua	Quota	Batt	Livello statico misurato
DDMMYY	HHMMSS	DDMMYYHHMM	°C	Units	µS/cm	ppt	mV	Sat	mg/l	m	m slm	Volts	m slm
22/08/2006	13.19.22	22/8/06 13.19	23.71	4.27	2713	1.4	308	4.4	0.37	10.33	414.38	12.4	414.38
22/08/2006	14.19.22	22/8/06 14.19	23.64	3.22	2721	1.41	417	0.9	0.08	10.34	414.39	12.3	
22/08/2006	15.19.22	22/8/06 15.19	23.61	3.06	2724	1.41	432	1	0.08	10.32	414.37	12.3	
22/08/2006	16.19.22	22/8/06 16.19	23.61	3.01	2723	1.41	436	0.5	0.04	10.34	414.39	12.3	
22/08/2006	17.19.22	22/8/06 17.19	23.61	2.98	2727	1.41	438	0.7	0.06	10.32	414.37	12.2	
22/08/2006	18.19.22	22/8/06 18.19	23.61	2.96	2726	1.41	440	0.2	0.02	10.32	414.37	12.2	
22/08/2006	19.19.22	22/8/06 19.19	23.59	2.96	2726	1.41	441	0.7	0.06	10.32	414.37	12.2	
22/08/2006	20.19.22	22/8/06 20.19	23.61	2.95	2726	1.41	441	0.6	0.05	10.34	414.39	12.2	
22/08/2006	21.19.22	22/8/06 21.19	23.62	2.96	2729	1.41	442	0.2	0.02	10.33	414.38	12.1	
22/08/2006	22.19.22	22/8/06 22.19	23.62	2.95	2732	1.41	442	0.4	0.03	10.34	414.39	12.1	
22/08/2006	23.19.22	22/8/06 23.19	23.61	2.95	2727	1.41	443	0.5	0.04	10.34	414.39	12.1	
23/08/2006	0.19.22	23/8/06 0.19	23.61	2.95	2729	1.41	443	0.1	0.01	10.34	414.39	12.1	
23/08/2006	1.19.22	23/8/06 1.19	23.6	2.95	2730	1.41	444	0.5	0.04	10.33	414.38	12.1	
23/08/2006	2.19.22	23/8/06 2.19	23.61	2.95	2729	1.41	444	0.3	0.02	10.32	414.37	12.1	
23/08/2006	3.19.22	23/8/06 3.19	23.64	2.95	2735	1.42	444	0.2	0.02	10.32	414.37	12.1	
23/08/2006	4.19.22	23/8/06 4.19	23.63	2.95	2732	1.41	444	0.5	0.03	10.32	414.37	12.1	
23/08/2006	5.19.22	23/8/06 5.19	23.62	2.95	2735	1.42	444	0.4	0.03	10.33	414.38	12	
23/08/2006	6.19.22	23/8/06 6.19	23.61	2.95	2732	1.41	444	0.6	0.05	10.32	414.37	12	
23/08/2006	7.19.22	23/8/06 7.19	23.61	2.95	2732	1.41	444	0.2	0.02	10.31	414.36	12	
23/08/2006	8.19.22	23/8/06 8.19	23.61	2.95	2735	1.42	444	0.3	0.03	10.32	414.37	12	
23/08/2006	9.19.22	23/8/06 9.19	23.63	2.95	2733	1.41	444	0.1	0.01	10.32	414.37	12	
23/08/2006	10.19.22	23/8/06 10.19	23.62	2.95	2732	1.41	444	0.3	0.03	10.32	414.37	12	
23/08/2006	11.19.22	23/8/06 11.19	23.63	2.95	2738	1.42	444	0.5	0.04	10.32	414.37	12	
23/08/2006	12.19.22	23/8/06 12.19	23.61	2.95	2733	1.41	444	0.3	0.02	10.32	414.37	12	
23/08/2006	13.19.22	23/8/06 13.19	23.64	2.95	2738	1.42	444	0.4	0.03	10.31	414.36	11.9	
23/08/2006	14.19.22	23/8/06 14.19	23.61	2.95	2734	1.42	444	0.5	0.04	10.31	414.36	11.9	
23/08/2006	15.19.22	23/8/06 15.19	23.63	2.95	2738	1.42	444	0.3	0.03	10.3	414.35	11.9	
23/08/2006	16.19.22	23/8/06 16.19	23.61	2.95	2735	1.42	445	0.3	0.02	10.31	414.36	11.9	
23/08/2006	17.19.22	23/8/06 17.19	23.6	2.95	2733	1.41	445	0.1	0.01	10.31	414.36	11.9	
23/08/2006	18.19.22	23/8/06 18.19	23.63	2.95	2736	1.42	444	0.4	0.03	10.31	414.36	11.8	
23/08/2006	19.19.22	23/8/06 19.19	23.62	2.95	2738	1.42	444	0.3	0.02	10.31	414.36	11.8	
23/08/2006	20.19.22	23/8/06 20.19	23.61	2.95	2736	1.42	444	0.5	0.04	10.31	414.36	11.8	
23/08/2006	21.19.22	23/8/06 21.19	23.6	2.95	2737	1.42	444	0.5	0.04	10.32	414.37	11.8	
23/08/2006	22.19.22	23/8/06 22.19	23.61	2.95	2739	1.42	444	0.3	0.04	10.31	414.36	11.8	
23/08/2006	23.19.22	23/8/06 23.19	23.62	2.95	2739	1.42	444	0.3	0.03	10.31	414.36	11.8	
24/08/2006	0.19.22	24/8/06 0.19	23.61	2.95	2735	1.42	445	0.2	0.02	10.31	414.36	11.8	
24/08/2006	1.19.22	24/8/06 1.19	23.63	2.95	2741	1.42	445	0.1	0.01	10.31	414.36	11.8	
24/08/2006	2.19.22	24/8/06 2.19	23.61	2.95	2735	1.42	444	0.6	0.05	10.31	414.36	11.8	
24/08/2006	3.19.22	24/8/06 3.19	23.62	2.95	2739	1.42	444	0.5	0.04	10.31	414.36	11.8	
24/08/2006	4.19.22	24/8/06 4.19	23.61	2.95	2739	1.42	444	0.3	0.03	10.3	414.35	11.8	
24/08/2006	5.19.22	24/8/06 5.19	23.62	2.95	2739	1.42	444	0.1	0.01	10.31	414.36	11.8	
24/08/2006	6.19.22	24/8/06 6.19	23.61	2.95	2742	1.42	444	0.2	0.02	10.3	414.35	11.8	
24/08/2006	7.19.22	24/8/06 7.19	23.62	2.95	2738	1.42	444	0.4	0.03	10.3	414.35	11.7	
24/08/2006	8.19.22	24/8/06 8.19	23.62	2.95	2741	1.42	444	0.5	0.04	10.3	414.35	11.8	
24/08/2006	9.19.22	24/8/06 9.19	23.65	2.95	2742	1.42	444	0.5	0.04	10.3	414.35	11.7	
24/08/2006	10.19.22	24/8/06 10.19	23.61	2.95	2743	1.42	444	0.2	0.02	10.31	414.36	11.7	
24/08/2006	11.19.22	24/8/06 11.19	23.63	2.95	2741	1.42	444	0.4	0.03	10.31	414.36	11.7	
24/08/2006	12.19.22	24/8/06 12.19	23.61	2.95	2740	1.42	444	0.4	0.03	10.29	414.34	11.7	
24/08/2006	13.19.22	24/8/06 13.19	23.62	2.95	2742	1.42	444	0.2	0.02	10.29	414.34	11.7	
24/08/2006	14.19.22	24/8/06 14.19	23.63	2.95	2746	1.42	443	0.1	0.04	10.29	414.34	11.7	
24/08/2006	15.19.22	24/8/06 15.19	23.63	2.95	2741	1.42	444	0.1	0.01	10.28	414.33	11.6	
24/08/2006	16.19.22	24/8/06 16.19	23.62	2.95	2743	1.42	444	0.1	0.01	10.29	414.34	11.6	
24/08/2006	17.19.22	24/8/06 17.19	23.64	2.95	2745	1.42	444	0.5	0.04	10.28	414.33	11.6	
24/08/2006	18.19.22	24/8/06 18.19	23.61	2.95	2743	1.42	444	0.2	0.02	10.28	414.33	11.6	
24/08/2006	19.19.22	24/8/06 19.19	23.62	2.95	2745	1.42	443	0.1	0.01	10.29	414.34	11.6	
24/08/2006	20.19.22	24/8/06 20.19	23.63	2.95	2745	1.42	444	0.2	0.02	10.29	414.34	11.6	

Pozzo Serpieri - Sonda superficiale periodo 22-08-2006 - 04-10-2006													
Data	Ora	Data completa	Temp	pH	EC	Sal	ORP	DO%	DO	Battente acqua	Quota	Batt	Livello statico misurato
DDMMYY	HHMMSS	DDMMYYHHMM	°C	Units	µS/cm	ppt	mV	Sat	mg/l	m	m slm	Volts	m slm
24/08/2006	21.19.22	24/8/06 21.19	23.64	2.95	2745	1.42	443	0.5	0.04	10.28	414.33	11.6	
24/08/2006	22.19.22	24/8/06 22.19	23.63	2.95	2745	1.42	443	0.4	0.03	10.28	414.33	11.6	
24/08/2006	23.19.22	24/8/06 23.19	23.62	2.95	2748	1.42	443	0.5	0.04	10.29	414.34	11.6	
25/08/2006	0.19.22	25/8/06 0.19	23.62	2.95	2746	1.42	443	0.2	0.02	10.27	414.32	11.6	
25/08/2006	1.19.22	25/8/06 1.19	23.64	2.95	2749	1.42	443	0.4	0.03	10.27	414.32	11.6	
25/08/2006	2.19.22	25/8/06 2.19	23.64	2.95	2748	1.42	443	0.4	0.03	10.27	414.32	11.6	
25/08/2006	3.19.22	25/8/06 3.19	23.62	2.95	2748	1.42	443	0.1	0.01	10.25	414.3	11.6	
25/08/2006	4.19.22	25/8/06 4.19	23.62	2.95	2748	1.42	443	0.1	0.01	10.26	414.31	11.5	
25/08/2006	5.19.22	25/8/06 5.19	23.63	2.95	2748	1.42	443	0.1	0.01	10.25	414.3	11.6	
25/08/2006	6.19.22	25/8/06 6.19	23.63	2.95	2745	1.42	442	0.5	0.04	10.26	414.31	11.6	
25/08/2006	7.19.22	25/8/06 7.19	23.62	2.95	2749	1.42	442	0.3	0.02	10.25	414.3	11.5	
25/08/2006	8.19.22	25/8/06 8.19	23.61	2.95	2749	1.42	443	0.3	0.02	10.25	414.3	11.5	
25/08/2006	9.19.22	25/8/06 9.19	23.63	2.95	2749	1.42	442	0.5	0.04	10.25	414.3	11.5	
25/08/2006	10.19.22	25/8/06 10.19	23.61	2.95	2750	1.42	442	0.3	0.02	10.25	414.3	11.5	
25/08/2006	11.19.22	25/8/06 11.19	23.61	2.95	2746	1.42	442	0.1	0.01	10.25	414.3	11.5	
25/08/2006	12.19.22	25/8/06 12.19	23.62	2.95	2746	1.42	442	0.4	0.03	10.25	414.3	11.5	
25/08/2006	13.19.22	25/8/06 13.19	23.62	2.95	2750	1.42	442	0.1	0.01	10.24	414.29	11.5	
25/08/2006	14.19.22	25/8/06 14.19	23.64	2.95	2751	1.43	442	0.1	0.01	10.23	414.28	11.4	
25/08/2006	15.19.22	25/8/06 15.19	23.61	2.95	2748	1.42	442	0.3	0.02	10.23	414.28	11.5	
25/08/2006	16.19.22	25/8/06 16.19	23.63	2.95	2751	1.42	442	0.3	0.03	10.24	414.29	11.4	
25/08/2006	17.19.22	25/8/06 17.19	23.62	2.95	2749	1.42	442	0.2	0.02	10.24	414.29	11.4	
25/08/2006	18.19.22	25/8/06 18.19	23.61	2.95	2748	1.42	442	0.1	0.01	10.24	414.29	11.4	
25/08/2006	19.19.22	25/8/06 19.19	23.64	2.95	2754	1.43	441	0.6	0.05	10.25	414.3	11.4	
25/08/2006	20.19.22	25/8/06 20.19	23.63	2.95	2749	1.43	441	0.5	0.04	10.25	414.3	11.4	
25/08/2006	21.19.22	25/8/06 21.19	23.64	2.95	2749	1.42	441	0.3	0.03	10.26	414.31	11.4	
25/08/2006	22.19.22	25/8/06 22.19	23.61	2.95	2750	1.42	441	0.3	0.03	10.25	414.3	11.4	
25/08/2006	23.19.22	25/8/06 23.19	23.64	2.96	2752	1.43	441	0.5	0.04	10.25	414.3	11.4	
26/08/2006	0.19.22	26/8/06 0.19	23.64	2.95	2752	1.43	441	0.4	0.03	10.26	414.31	11.4	
26/08/2006	1.19.22	26/8/06 1.19	23.64	2.95	2757	1.43	441	0.4	0.03	10.25	414.3	11.4	
26/08/2006	2.19.22	26/8/06 2.19	23.63	2.95	2751	1.42	441	0.3	0.03	10.26	414.31	11.4	
26/08/2006	3.19.22	26/8/06 3.19	23.64	2.95	2752	1.43	441	0.2	0.02	10.26	414.31	11.4	
26/08/2006	4.19.22	26/8/06 4.19	23.64	2.95	2757	1.43	441	0.5	0.04	10.26	414.31	11.4	
26/08/2006	5.19.22	26/8/06 5.19	23.65	2.95	2754	1.43	440	0.1	0.01	10.25	414.3	11.4	
26/08/2006	6.19.22	26/8/06 6.19	23.62	2.95	2750	1.42	440	0	0	10.26	414.31	11.4	
26/08/2006	7.19.22	26/8/06 7.19	23.65	2.96	2758	1.43	440	0.1	0.01	10.25	414.3	11.4	
26/08/2006	8.19.22	26/8/06 8.19	23.63	2.95	2754	1.43	441	0.6	0.05	10.25	414.3	11.4	
26/08/2006	9.19.22	26/8/06 9.19	23.63	2.95	2755	1.43	440	0.6	0.05	10.26	414.31	11.4	
26/08/2006	10.19.22	26/8/06 10.19	23.64	2.95	2754	1.43	440	0.3	0.03	10.26	414.31	11.4	
26/08/2006	11.19.22	26/8/06 11.19	23.62	2.95	2753	1.43	440	0.5	0.04	10.26	414.31	11.4	
26/08/2006	12.19.22	26/8/06 12.19	23.65	2.95	2757	1.43	440	0.2	0.02	10.26	414.31	11.4	
26/08/2006	13.19.22	26/8/06 13.19	23.61	2.95	2755	1.43	440	0.5	0.04	10.26	414.31	11.4	
26/08/2006	14.19.22	26/8/06 14.19	23.64	2.95	2754	1.43	440	0.1	0.01	10.26	414.31	11.4	
26/08/2006	15.19.22	26/8/06 15.19	23.64	2.95	2757	1.43	440	0.5	0.04	10.25	414.3	11.4	
26/08/2006	16.19.22	26/8/06 16.19	23.64	2.95	2757	1.43	440	0.1	0.01	10.24	414.29	11.4	
26/08/2006	17.19.22	26/8/06 17.19	23.66	2.95	2758	1.43	440	0.1	0.01	10.25	414.3	11.4	
26/08/2006	18.19.22	26/8/06 18.19	23.65	2.95	2755	1.43	439	0.1	0.01	10.25	414.3	11.4	
26/08/2006	19.19.22	26/8/06 19.19	23.64	2.95	2758	1.43	439	0.4	0.03	10.25	414.3	11.4	
26/08/2006	20.19.22	26/8/06 20.19	23.62	2.95	2755	1.43	439	0.1	0.01	10.26	414.31	11.4	
26/08/2006	21.19.22	26/8/06 21.19	23.64	2.95	2757	1.43	439	0.4	0.03	10.27	414.32	11.4	
26/08/2006	22.19.22	26/8/06 22.19	23.64	2.96	2759	1.43	439	0.2	0.02	10.26	414.31	11.4	
26/08/2006	23.19.22	26/8/06 23.19	23.63	2.95	2758	1.43	439	0.1	0.01	10.26	414.31	11.4	
27/08/2006	0.19.22	27/8/06 0.19	23.64	2.95	2758	1.43	439	0.5	0.04	10.25	414.3	11.4	
27/08/2006	1.19.22	27/8/06 1.19	23.63	2.95	2755	1.43	439	0.3	0.02	10.26	414.31	11.4	
27/08/2006	2.19.22	27/8/06 2.19	23.66	2.95	2761	1.43	439	0.5	0.04	10.25	414.3	11.4	
27/08/2006	3.19.22	27/8/06 3.19	23.64	2.95	2760	1.43	439	0.3	0.03	10.26	414.31	11.4	
27/08/2006	4.19.22	27/8/06 4.19	23.66	2.95	2760	1.43	439	0.5	0.04	10.25	414.3	11.4	

Pozzo Serpieri - Sonda superficiale periodo 22-08-2006 - 04-10-2006													
Data	Ora	Data completa	Temp	pH	EC	Sal	ORP	DO%	DO	Battente acqua	Quota	Batt	Livello statico misurato
DDMMYY	HHMMSS	DDMMYYHHMM	°C	Units	µS/cm	ppt	mV	Sat	mg/l	m	m slm	Volts	m slm
27/08/2006	5.19.22	27/8/06 5.19	23.64	2.95	2760	1.43	439	0.1	0.01	10.27	414.32	11.4	
27/08/2006	6.19.22	27/8/06 6.19	23.65	2.95	2760	1.43	439	0.3	0.03	10.25	414.3	11.3	
27/08/2006	7.19.22	27/8/06 7.19	23.66	2.95	2758	1.43	439	0.2	0.02	10.27	414.32	11.3	
27/08/2006	8.19.22	27/8/06 8.19	23.63	2.95	2756	1.43	439	0.1	0.01	10.25	414.3	11.3	
27/08/2006	9.19.22	27/8/06 9.19	23.65	2.95	2758	1.43	438	0.4	0.03	10.27	414.32	11.3	
27/08/2006	10.19.22	27/8/06 10.19	23.62	2.95	2759	1.43	439	0.6	0.05	10.27	414.32	11.3	
27/08/2006	11.19.22	27/8/06 11.19	23.63	2.95	2761	1.43	438	0.3	0.02	10.26	414.31	11.3	
27/08/2006	12.19.22	27/8/06 12.19	23.62	2.96	2759	1.43	438	0.5	0.04	10.26	414.31	11.3	
27/08/2006	13.19.22	27/8/06 13.19	23.65	2.96	2762	1.43	438	0.3	0.03	10.25	414.3	11.3	
27/08/2006	14.19.22	27/8/06 14.19	23.65	2.95	2761	1.43	438	0.5	0.04	10.25	414.3	11.3	
27/08/2006	15.19.22	27/8/06 15.19	23.62	2.96	2761	1.43	438	0.2	0.02	10.26	414.31	11.3	
27/08/2006	16.19.22	27/8/06 16.19	23.63	2.96	2756	1.43	438	0.4	0.03	10.25	414.3	11.3	
27/08/2006	17.19.22	27/8/06 17.19	23.62	2.96	2762	1.43	438	0.1	0.01	10.25	414.3	11.3	
27/08/2006	18.19.22	27/8/06 18.19	23.63	2.95	2764	1.43	438	0.5	0.04	10.25	414.3	11.3	
27/08/2006	19.19.22	27/8/06 19.19	23.62	2.95	2758	1.43	438	0.5	0.04	10.26	414.31	11.3	
27/08/2006	20.19.22	27/8/06 20.19	23.64	2.96	2761	1.43	437	0.1	0.01	10.27	414.32	11.3	
27/08/2006	21.19.22	27/8/06 21.19	23.64	2.96	2762	1.43	437	0.5	0.04	10.27	414.32	11.3	
27/08/2006	22.19.22	27/8/06 22.19	23.65	2.96	2761	1.43	437	0.1	0.01	10.27	414.32	11.3	
27/08/2006	23.19.22	27/8/06 23.19	23.64	2.95	2761	1.43	437	0.3	0.03	10.27	414.32	11.3	
28/08/2006	0.19.22	28/8/06 0.19	23.63	2.96	2759	1.43	437	0.1	0.01	10.27	414.32	11.3	
28/08/2006	1.19.22	28/8/06 1.19	23.65	2.96	2762	1.43	437	0.5	0.04	10.27	414.32	11.3	
28/08/2006	2.19.22	28/8/06 2.19	23.67	2.96	2764	1.43	437	0.6	0.05	10.28	414.33	11.3	
28/08/2006	3.19.22	28/8/06 3.19	23.64	2.96	2765	1.43	437	0.5	0.04	10.27	414.32	11.3	
28/08/2006	4.19.22	28/8/06 4.19	23.64	2.96	2761	1.43	437	0.3	0.03	10.27	414.32	11.3	
28/08/2006	5.19.22	28/8/06 5.19	23.62	2.96	2762	1.43	437	0.5	0.04	10.27	414.32	11.3	
28/08/2006	6.19.22	28/8/06 6.19	23.63	2.96	2762	1.43	437	0.2	0.02	10.28	414.33	11.3	
28/08/2006	7.19.22	28/8/06 7.19	23.63	2.96	2764	1.43	437	0.1	0.01	10.27	414.32	11.3	
28/08/2006	8.19.22	28/8/06 8.19	23.65	2.96	2761	1.43	437	0.1	0.01	10.27	414.32	11.3	
28/08/2006	9.19.22	28/8/06 9.19	23.63	2.96	2766	1.43	437	0.1	0.01	10.28	414.33	11.3	
28/08/2006	10.19.22	28/8/06 10.19	23.62	2.96	2763	1.43	437	0.2	0.02	10.26	414.31	11.2	
28/08/2006	11.19.22	28/8/06 11.19	23.64	2.96	2767	1.43	437	0.6	0.05	10.27	414.32	11.3	
28/08/2006	12.19.22	28/8/06 12.19	23.62	2.96	2764	1.43	437	0.5	0.04	10.27	414.32	11.2	
28/08/2006	13.19.22	28/8/06 13.19	23.63	2.96	2766	1.43	436	0.5	0.04	10.28	414.33	11.2	
28/08/2006	14.19.22	28/8/06 14.19	23.62	2.95	2768	1.43	437	0.2	0.02	10.27	414.32	11.2	
28/08/2006	15.19.22	28/8/06 15.19	23.64	2.95	2767	1.43	436	0.4	0.03	10.26	414.31	11.2	
28/08/2006	16.19.22	28/8/06 16.19	23.64	2.95	2764	1.43	436	0.3	0.03	10.26	414.31	11.2	
28/08/2006	17.19.22	28/8/06 17.19	23.63	2.96	2767	1.43	436	0.3	0.02	10.24	414.29	11.2	
28/08/2006	18.19.22	28/8/06 18.19	23.64	2.96	2767	1.43	436	0.1	0.01	10.24	414.29	11.2	
28/08/2006	19.19.22	28/8/06 19.19	23.64	2.96	2767	1.43	436	0.5	0.04	10.24	414.29	11.2	
28/08/2006	20.19.22	28/8/06 20.19	23.63	2.96	2771	1.44	436	0.6	0.03	10.25	414.3	11.2	
28/08/2006	21.19.22	28/8/06 21.19	23.63	2.96	2766	1.43	436	0.1	0.01	10.24	414.29	11.2	
28/08/2006	22.19.22	28/8/06 22.19	23.62	2.96	2763	1.43	436	0.1	0.01	10.24	414.29	11.2	
28/08/2006	23.19.22	28/8/06 23.19	23.62	2.95	2766	1.43	436	0.4	0.03	10.23	414.28	11.2	
29/08/2006	0.19.22	29/8/06 0.19	23.64	2.96	2768	1.43	436	0.1	0.01	10.23	414.28	11.2	
29/08/2006	1.19.22	29/8/06 1.19	23.64	2.95	2767	1.43	436	0.1	0.01	10.22	414.27	11.2	
29/08/2006	2.19.22	29/8/06 2.19	23.65	2.96	2770	1.43	436	0.3	0.03	10.23	414.28	11.1	
29/08/2006	3.19.22	29/8/06 3.19	23.62	2.96	2763	1.43	436	0.5	0.04	10.22	414.27	11.2	
29/08/2006	4.19.22	29/8/06 4.19	23.63	2.96	2768	1.43	436	0.1	0.01	10.22	414.27	11.2	
29/08/2006	5.19.22	29/8/06 5.19	23.63	2.95	2768	1.43	436	0.1	0.01	10.21	414.26	11.2	
29/08/2006	6.19.22	29/8/06 6.19	23.64	2.95	2769	1.43	435	0.2	0.02	10.23	414.28	11.2	
29/08/2006	7.19.22	29/8/06 7.19	23.66	2.96	2769	1.43	435	0.3	0.03	10.21	414.26	11.1	
29/08/2006	8.19.22	29/8/06 8.19	23.64	2.96	2771	1.44	435	0.5	0.04	10.22	414.27	11.2	
29/08/2006	9.19.22	29/8/06 9.19	23.65	2.96	2770	1.43	435	0.4	0.03	10.23	414.28	11.1	
29/08/2006	10.19.22	29/8/06 10.19	23.65	2.96	2773	1.44	435	0.1	0.01	10.23	414.28	11.2	
29/08/2006	11.19.22	29/8/06 11.19	23.65	2.96	2773	1.44	435	0.5	0.04	10.22	414.27	11.1	
29/08/2006	12.19.22	29/8/06 12.19	23.64	2.95	2771	1.44	435	0.1	0.01	10.22	414.27	11.1	

Pozzo Serpieri - Sonda superficiale periodo 22-08-2006 - 04-10-2006

Data	Ora	Data completa	Temp	pH	EC	Sal	ORP	DO%	DO	Battente acqua	Quota	Batt	Livello statico misurato
DDMMYY	HHMMSS	DDMMYYHHMM	°C	Units	µS/cm	ppt	mV	Sat	mg/l	m	m slm	Volts	m slm
29/08/2006	13.19.22	29/8/06 13.19	23.63	2.96	2768	1.43	435	0.3	0.03	10.22	414.27	11.1	
29/08/2006	14.19.22	29/8/06 14.19	23.62	2.96	2768	1.43	435	0.1	0.01	10.22	414.27	11.1	
29/08/2006	15.19.22	29/8/06 15.19	23.65	2.96	2774	1.44	435	0.2	0.02	10.23	414.28	11.1	
29/08/2006	16.19.22	29/8/06 16.19	23.65	2.96	2773	1.44	434	0.5	0.04	10.22	414.27	11.1	
29/08/2006	17.19.22	29/8/06 17.19	23.66	2.96	2771	1.44	434	0.3	0.02	10.21	414.26	11.1	
29/08/2006	18.19.22	29/8/06 18.19	23.64	2.96	2769	1.43	434	0.1	0.01	10.21	414.26	11.1	
29/08/2006	19.19.22	29/8/06 19.19	23.67	2.95	2773	1.44	434	0.5	0.04	10.21	414.26	11.1	
29/08/2006	20.19.22	29/8/06 20.19	23.64	2.96	2773	1.44	434	0.5	0.04	10.21	414.26	11.1	
29/08/2006	21.19.22	29/8/06 21.19	23.65	2.96	2770	1.43	434	0.5	0.04	10.2	414.25	11.1	
29/08/2006	22.19.22	29/8/06 22.19	23.66	2.96	2774	1.44	434	0.6	0.05	10.21	414.26	11.1	
29/08/2006	23.19.22	29/8/06 23.19	23.65	2.96	2775	1.44	434	0.5	0.04	10.2	414.25	11.1	
30/08/2006	0.19.22	30/8/06 0.19	23.65	2.96	2774	1.44	434	0.3	0.02	10.21	414.26	11.1	
30/08/2006	1.19.22	30/8/06 1.19	23.65	2.96	2773	1.44	434	0.5	0.04	10.19	414.24	11.1	
30/08/2006	2.19.22	30/8/06 2.19	23.63	2.96	2769	1.43	434	0.4	0.03	10.19	414.24	11.1	
30/08/2006	3.19.22	30/8/06 3.19	23.64	2.95	2772	1.44	434	0.2	0.02	10.18	414.23	11.1	
30/08/2006	4.19.22	30/8/06 4.19	23.66	2.96	2774	1.44	434	0.2	0.02	10.19	414.24	11.1	
30/08/2006	5.19.22	30/8/06 5.19	23.64	2.96	2774	1.44	433	0.2	0.02	10.19	414.24	11.1	
30/08/2006	6.19.22	30/8/06 6.19	23.64	2.96	2778	1.44	433	0.5	0.04	10.21	414.26	11.1	
30/08/2006	7.19.22	30/8/06 7.19	23.64	2.96	2773	1.44	433	0.1	0.01	10.22	414.27	11.1	
30/08/2006	8.19.22	30/8/06 8.19	23.66	2.96	2779	1.44	433	0.2	0.02	10.22	414.27	11.1	
30/08/2006	9.19.22	30/8/06 9.19	23.65	2.96	2775	1.44	433	0.5	0.04	10.24	414.29	11.1	
30/08/2006	10.19.22	30/8/06 10.19	23.65	2.96	2775	1.44	433	0.3	0.04	10.24	414.29	11.1	
30/08/2006	11.19.22	30/8/06 11.19	23.65	2.96	2775	1.44	433	0.4	0.03	10.25	414.3	11.1	
30/08/2006	12.19.22	30/8/06 12.19	23.66	2.96	2779	1.44	433	0.1	0.01	10.23	414.28	11.1	
30/08/2006	13.19.22	30/8/06 13.19	23.66	2.96	2778	1.44	432	0.2	0.02	10.25	414.3	11.1	
30/08/2006	14.19.22	30/8/06 14.19	23.64	2.96	2777	1.44	432	0.2	0.02	10.26	414.31	11.1	
30/08/2006	15.19.22	30/8/06 15.19	23.66	2.96	2777	1.44	432	0.2	0.02	10.25	414.3	11.1	
30/08/2006	16.19.22	30/8/06 16.19	23.64	2.96	2775	1.44	432	0.3	0.02	10.26	414.31	11.1	
30/08/2006	17.19.22	30/8/06 17.19	23.65	2.96	2774	1.44	432	0.2	0.02	10.27	414.32	11.1	
30/08/2006	18.19.22	30/8/06 18.19	23.64	2.96	2775	1.44	432	0.1	0.01	10.28	414.33	11.1	
30/08/2006	19.19.22	30/8/06 19.19	23.65	2.96	2778	1.44	432	0.1	0.01	10.28	414.33	11.1	
30/08/2006	20.19.22	30/8/06 20.19	23.65	2.96	2780	1.44	432	0.3	0.03	10.28	414.33	11.1	
30/08/2006	21.19.22	30/8/06 21.19	23.64	2.96	2774	1.44	432	0.6	0.05	10.29	414.34	11.1	
30/08/2006	22.19.22	30/8/06 22.19	23.65	2.96	2780	1.44	432	0.1	0.01	10.3	414.35	11.1	
30/08/2006	23.19.22	30/8/06 23.19	23.67	2.96	2779	1.44	432	0.2	0.02	10.29	414.34	11.1	
31/08/2006	0.19.22	31/8/06 0.19	23.64	2.96	2777	1.44	432	0.1	0.01	10.31	414.36	11.1	
31/08/2006	1.19.22	31/8/06 1.19	23.64	2.96	2778	1.44	432	0.5	0.04	10.3	414.35	11.1	
31/08/2006	2.19.22	31/8/06 2.19	23.66	2.96	2780	1.44	432	0.4	0.03	10.3	414.35	11.1	
31/08/2006	3.19.22	31/8/06 3.19	23.66	2.96	2777	1.44	431	0.6	0.05	10.3	414.35	11.1	
31/08/2006	4.19.22	31/8/06 4.19	23.64	2.96	2778	1.44	431	0.2	0.02	10.3	414.35	11.1	
31/08/2006	5.19.22	31/8/06 5.19	23.64	2.96	2777	1.44	431	0.2	0.02	10.31	414.36	11.1	
31/08/2006	6.19.22	31/8/06 6.19	23.64	2.96	2780	1.44	431	0.6	0.05	10.32	414.37	11.1	
31/08/2006	7.19.22	31/8/06 7.19	23.67	2.96	2782	1.44	431	0.2	0.02	10.32	414.37	11.1	
31/08/2006	8.19.22	31/8/06 8.19	23.64	2.96	2780	1.44	431	0.5	0.04	10.31	414.36	11.1	
31/08/2006	9.19.22	31/8/06 9.19	23.63	2.96	2777	1.44	431	0.5	0.04	10.33	414.38	11.1	
31/08/2006	10.19.22	31/8/06 10.19	23.64	2.96	2783	1.44	431	0.3	0.02	10.32	414.37	11.1	
31/08/2006	11.19.22	31/8/06 11.19	23.64	2.96	2778	1.44	431	0.4	0.03	10.31	414.36	11.1	
31/08/2006	12.19.22	31/8/06 12.19	23.63	2.96	2777	1.44	431	0.1	0.01	10.31	414.36	11.1	
31/08/2006	13.19.22	31/8/06 13.19	23.64	2.96	2781	1.44	431	0.4	0.03	10.33	414.38	11.1	
31/08/2006	14.19.22	31/8/06 14.19	23.64	2.96	2779	1.44	431	0.3	0.02	10.32	414.37	11	
31/08/2006	15.19.22	31/8/06 15.19	23.66	2.96	2780	1.44	430	0.3	0.02	10.32	414.37	11	
31/08/2006	16.19.22	31/8/06 16.19	23.67	2.96	2784	1.44	430	0.1	0.01	10.31	414.36	11.1	
31/08/2006	17.19.22	31/8/06 17.19	23.65	2.96	2778	1.44	430	0.4	0.03	10.31	414.36	11.1	
31/08/2006	18.19.22	31/8/06 18.19	23.65	2.96	2783	1.44	430	0.1	0.01	10.32	414.37	11	
31/08/2006	19.19.22	31/8/06 19.19	23.65	2.96	2783	1.44	431	0.3	0.02	10.32	414.37	11	
31/08/2006	20.19.22	31/8/06 20.19	23.64	2.96	2778	1.44	430	0.1	0.01	10.32	414.37	11	

Pozzo Serpieri - Sonda superficiale periodo 22-08-2006 - 04-10-2006													
Data	Ora	Data completa	Temp	pH	EC	Sal	ORP	DO%	DO	Battente acqua	Quota	Batt	Livello statico misurato
DDMMYY	HHMMSS	DDMMYYHHMM	°C	Units	µS/cm	ppt	mV	Sat	mg/l	m	m slm	Volts	m slm
31/08/2006	21.19.22	31/8/06 21.19	23.65	2.96	2783	1.44	430	0.1	0.01	10.32	414.37	11	
31/08/2006	22.19.22	31/8/06 22.19	23.65	2.96	2780	1.44	430	0.1	0.01	10.32	414.37	11	
31/08/2006	23.19.22	31/8/06 23.19	23.64	2.96	2781	1.44	430	0.1	0.01	10.33	414.38	11	
01/09/2006	0.19.22	1/9/06 0.19	23.65	2.96	2780	1.44	430	0.1	0.01	10.32	414.37	11	
01/09/2006	1.19.22	1/9/06 1.19	23.65	2.96	2780	1.44	430	0.1	0.01	10.32	414.37	11	
01/09/2006	2.19.22	1/9/06 2.19	23.65	2.96	2781	1.44	430	0.5	0.04	10.33	414.38	11	
01/09/2006	3.19.22	1/9/06 3.19	23.66	2.96	2786	1.44	430	0.5	0.04	10.32	414.37	11	
01/09/2006	4.19.22	1/9/06 4.19	23.66	2.96	2784	1.44	430	0.1	0.01	10.32	414.37	11	
01/09/2006	5.19.22	1/9/06 5.19	23.64	2.96	2782	1.44	430	0.1	0.01	10.31	414.36	11	
01/09/2006	6.19.22	1/9/06 6.19	23.66	2.96	2787	1.44	430	0.5	0.04	10.31	414.36	11	
01/09/2006	7.19.22	1/9/06 7.19	23.63	2.96	2784	1.44	430	0.3	0.04	10.32	414.37	11	
01/09/2006	8.19.22	1/9/06 8.19	23.63	2.96	2784	1.44	430	0.6	0.05	10.32	414.37	11	
01/09/2006	9.19.22	1/9/06 9.19	23.66	2.96	2786	1.44	430	0.4	0.03	10.33	414.38	11	
01/09/2006	10.19.22	1/9/06 10.19	23.65	2.96	2785	1.44	429	0.6	0.05	10.33	414.38	11	
01/09/2006	11.19.22	1/9/06 11.19	23.64	2.96	2785	1.44	429	0.6	0.05	10.32	414.37	10.9	
01/09/2006	12.19.22	1/9/06 12.19	23.64	2.96	2782	1.44	430	0.2	0.02	10.31	414.36	11	
01/09/2006	13.19.22	1/9/06 13.19	23.66	2.96	2791	1.45	429	0.3	0.03	10.31	414.36	10.9	
01/09/2006	14.19.22	1/9/06 14.19	23.64	2.96	2790	1.45	429	0.1	0.01	10.31	414.36	10.9	
01/09/2006	15.19.22	1/9/06 15.19	23.62	2.96	2789	1.45	429	0.5	0.04	10.3	414.35	10.9	
01/09/2006	16.19.22	1/9/06 16.19	23.61	2.96	2789	1.45	429	0.1	0.01	10.31	414.36	10.9	
01/09/2006	17.19.22	1/9/06 17.19	23.61	2.96	2790	1.45	429	0.2	0.02	10.3	414.35	10.9	
01/09/2006	18.19.22	1/9/06 18.19	23.6	2.96	2789	1.45	429	0.3	0.02	10.3	414.35	10.9	
01/09/2006	19.19.22	1/9/06 19.19	23.6	2.96	2786	1.44	429	0.3	0.03	10.3	414.35	10.9	
01/09/2006	20.19.22	1/9/06 20.19	23.59	2.96	2786	1.44	429	0.6	0.05	10.31	414.36	11	
01/09/2006	21.19.22	1/9/06 21.19	23.59	2.96	2784	1.45	429	0.2	0.02	10.31	414.36	10.9	
01/09/2006	22.19.22	1/9/06 22.19	23.59	2.96	2789	1.45	428	0.5	0.04	10.3	414.35	10.9	
01/09/2006	23.19.22	1/9/06 23.19	23.59	2.96	2787	1.44	428	0.5	0.01	10.3	414.35	10.9	
02/09/2006	0.19.22	2/9/06 0.19	23.59	2.96	2789	1.44	428	0.1	0.01	10.31	414.36	10.9	
02/09/2006	1.19.22	2/9/06 1.19	23.6	2.96	2786	1.44	428	0.1	0.01	10.29	414.34	10.9	
02/09/2006	2.19.22	2/9/06 2.19	23.59	2.96	2786	1.44	428	0.5	0.04	10.3	414.35	10.9	
02/09/2006	3.19.22	2/9/06 3.19	23.58	2.96	2784	1.44	428	0.3	0.03	10.3	414.35	10.9	
02/09/2006	4.19.22	2/9/06 4.19	23.6	2.96	2788	1.45	428	0.5	0.04	10.3	414.35	10.9	
02/09/2006	5.19.22	2/9/06 5.19	23.58	2.96	2786	1.44	428	0.4	0.03	10.29	414.34	10.9	
02/09/2006	6.19.22	2/9/06 6.19	23.59	2.96	2790	1.45	428	0.3	0.03	10.29	414.34	10.9	
02/09/2006	7.19.22	2/9/06 7.19	23.59	2.96	2787	1.45	428	0.1	0.01	10.29	414.34	10.9	
02/09/2006	8.19.22	2/9/06 8.19	23.59	2.96	2786	1.44	428	0.2	0.02	10.29	414.34	10.9	
02/09/2006	9.19.22	2/9/06 9.19	23.57	2.96	2789	1.45	428	0.5	0.04	10.31	414.36	10.9	
02/09/2006	10.19.22	2/9/06 10.19	23.6	2.96	2789	1.45	428	0.4	0.03	10.3	414.35	10.9	
02/09/2006	11.19.22	2/9/06 11.19	23.58	2.96	2787	1.44	428	0.1	0.01	10.3	414.35	10.9	
02/09/2006	12.19.22	2/9/06 12.19	23.61	2.96	2791	1.45	427	0.5	0.04	10.3	414.35	10.9	
02/09/2006	13.19.22	2/9/06 13.19	23.61	2.96	2792	1.45	427	0.6	0.05	10.29	414.34	10.9	
02/09/2006	14.19.22	2/9/06 14.19	23.6	2.96	2792	1.45	428	0.3	0.02	10.29	414.34	10.9	
02/09/2006	15.19.22	2/9/06 15.19	23.61	2.96	2792	1.45	428	0.1	0.01	10.29	414.34	10.9	
02/09/2006	16.19.22	2/9/06 16.19	23.61	2.96	2792	1.45	428	0.3	0.03	10.28	414.33	10.8	
02/09/2006	17.19.22	2/9/06 17.19	23.61	2.96	2789	1.45	427	0.1	0.01	10.29	414.34	10.9	
02/09/2006	18.19.22	2/9/06 18.19	23.59	2.96	2789	1.45	427	0.3	0.02	10.29	414.34	10.8	
02/09/2006	19.19.22	2/9/06 19.19	23.61	2.96	2790	1.45	427	0.1	0.01	10.29	414.34	10.8	
02/09/2006	20.19.22	2/9/06 20.19	23.62	2.96	2795	1.45	427	0.6	0.05	10.3	414.35	10.8	
02/09/2006	21.19.22	2/9/06 21.19	23.6	2.96	2793	1.45	427	0.6	0.05	10.3	414.35	10.8	
02/09/2006	22.19.22	2/9/06 22.19	23.61	2.96	2792	1.45	427	0.2	0.02	10.3	414.35	10.8	
02/09/2006	23.19.22	2/9/06 23.19	23.61	2.96	2793	1.45	427	0.3	0.02	10.3	414.35	10.8	
03/09/2006	0.19.22	3/9/06 0.19	23.62	2.96	2795	1.45	427	0.6	0.05	10.29	414.34	10.8	
03/09/2006	1.19.22	3/9/06 1.19	23.63	2.96	2795	1.45	427	0.5	0.04	10.3	414.35	10.8	
03/09/2006	2.19.22	3/9/06 2.19	23.61	2.96	2795	1.45	427	0.3	0.02	10.3	414.35	10.8	
03/09/2006	3.19.22	3/9/06 3.19	23.61	2.96	2795	1.45	427	0.5	0.01	10.29	414.34	10.8	
03/09/2006	4.19.22	3/9/06 4.19	23.61	2.96	2795	1.45	426	0.5	0.04	10.3	414.35	10.8	

Pozzo Serpieri - Sonda superficiale periodo 22-08-2006 - 04-10-2006													
Data	Ora	Data completa	Temp	pH	EC	Sal	ORP	DO%	DO	Battente acqua	Quota	Batt	Livello statico misurato
DDMMYY	HHMMSS	DDMMYYHHMM	°C	Units	µS/cm	ppt	mV	Sat	mg/l	m	m slm	Volts	m slm
03/09/2006	5.19.22	3/9/06 5.19	23.61	2.96	2795	1.45	426	0.6	0.05	10.3	414.35	10.8	
03/09/2006	6.19.22	3/9/06 6.19	23.62	2.96	2796	1.45	427	0.2	0.02	10.3	414.35	10.8	
03/09/2006	7.19.22	3/9/06 7.19	23.61	2.96	2791	1.45	426	0.3	0.02	10.3	414.35	10.8	
03/09/2006	8.19.22	3/9/06 8.19	23.61	2.96	2794	1.45	426	0.2	0.02	10.3	414.35	10.8	
03/09/2006	9.19.22	3/9/06 9.19	23.62	2.96	2795	1.45	426	0.6	0.05	10.3	414.35	10.8	
03/09/2006	10.19.22	3/9/06 10.19	23.62	2.96	2795	1.45	426	0.3	0.02	10.3	414.35	10.8	
03/09/2006	11.19.22	3/9/06 11.19	23.6	2.96	2795	1.45	426	0.2	0.02	10.3	414.35	10.8	
03/09/2006	12.19.22	3/9/06 12.19	23.62	2.96	2797	1.45	426	0.6	0.05	10.31	414.36	10.8	
03/09/2006	13.19.22	3/9/06 13.19	23.65	2.97	2797	1.45	426	0.1	0.01	10.31	414.36	10.8	
03/09/2006	14.19.22	3/9/06 14.19	23.61	2.96	2796	1.45	426	0.5	0.04	10.3	414.35	10.8	
03/09/2006	15.19.22	3/9/06 15.19	23.63	2.96	2795	1.45	426	0.1	0.01	10.31	414.36	10.8	
03/09/2006	16.19.22	3/9/06 16.19	23.63	2.96	2797	1.45	426	0.6	0.05	10.3	414.35	10.8	
03/09/2006	17.19.22	3/9/06 17.19	23.63	2.96	2800	1.45	426	0.5	0.04	10.31	414.36	10.8	
03/09/2006	18.19.22	3/9/06 18.19	23.61	2.96	2798	1.45	426	0.5	0.02	10.31	414.36	10.8	
03/09/2006	19.19.22	3/9/06 19.19	23.62	2.96	2797	1.45	426	0.1	0.01	10.32	414.37	10.8	
03/09/2006	20.19.22	3/9/06 20.19	23.65	2.96	2798	1.45	426	0.6	0.05	10.32	414.37	10.8	
03/09/2006	21.19.22	3/9/06 21.19	23.64	2.96	2798	1.45	425	0.3	0.03	10.32	414.37	10.8	
03/09/2006	22.19.22	3/9/06 22.19	23.62	2.96	2799	1.45	425	0.4	0.03	10.32	414.37	10.8	
03/09/2006	23.19.22	3/9/06 23.19	23.65	2.96	2801	1.45	425	0.2	0.02	10.33	414.38	10.8	
04/09/2006	0.19.22	4/9/06 0.19	23.67	2.96	2800	1.45	425	0.5	0.04	10.33	414.38	10.8	
04/09/2006	1.19.22	4/9/06 1.19	23.63	2.96	2797	1.45	425	0.1	0.01	10.33	414.38	10.8	
04/09/2006	2.19.22	4/9/06 2.19	23.63	2.96	2799	1.45	425	0.4	0.03	10.33	414.38	10.8	
04/09/2006	3.19.22	4/9/06 3.19	23.63	2.96	2802	1.45	425	0.2	0.02	10.33	414.38	10.8	
04/09/2006	4.19.22	4/9/06 4.19	23.63	2.96	2801	1.45	425	0.5	0.04	10.33	414.38	10.8	
04/09/2006	5.19.22	4/9/06 5.19	23.63	2.96	2797	1.45	425	0.6	0.05	10.33	414.38	10.8	
04/09/2006	6.19.22	4/9/06 6.19	23.64	2.96	2803	1.45	425	0.5	0.04	10.33	414.38	10.8	
04/09/2006	7.19.22	4/9/06 7.19	23.62	2.96	2797	1.45	425	0.3	0.03	10.34	414.39	10.8	
04/09/2006	8.19.22	4/9/06 8.19	23.64	2.96	2806	1.45	425	0.3	0.03	10.33	414.38	10.8	
04/09/2006	9.19.22	4/9/06 9.19	23.61	2.96	2799	1.45	425	0.1	0.01	10.34	414.39	10.8	
04/09/2006	10.19.22	4/9/06 10.19	23.62	2.96	2801	1.45	425	0.4	0.03	10.35	414.4	10.8	
04/09/2006	11.19.22	4/9/06 11.19	23.61	2.96	2798	1.45	425	0.2	0.02	10.35	414.4	10.8	
04/09/2006	12.19.22	4/9/06 12.19	23.62	2.96	2798	1.45	425	0.6	0.05	10.35	414.4	10.8	
04/09/2006	13.19.22	4/9/06 13.19	23.62	2.96	2802	1.45	425	0.3	0.03	10.33	414.38	10.8	
04/09/2006	14.19.22	4/9/06 14.19	23.65	2.97	2803	1.45	424	0.5	0.04	10.34	414.39	10.8	
04/09/2006	15.19.22	4/9/06 15.19	23.63	2.96	2802	1.45	424	0.3	0.03	10.32	414.37	10.8	
04/09/2006	16.19.22	4/9/06 16.19	23.64	2.96	2803	1.45	424	0.6	0.05	10.33	414.38	10.8	
04/09/2006	17.19.22	4/9/06 17.19	23.63	2.96	2804	1.45	424	0.6	0.05	10.34	414.39	10.8	
04/09/2006	18.19.22	4/9/06 18.19	23.63	2.96	2800	1.45	424	0.5	0.04	10.33	414.38	10.8	
04/09/2006	19.19.22	4/9/06 19.19	23.64	2.96	2803	1.45	424	0.3	0.02	10.34	414.39	10.8	
04/09/2006	20.19.22	4/9/06 20.19	23.64	2.96	2801	1.45	424	0.1	0.01	10.34	414.39	10.8	
04/09/2006	21.19.22	4/9/06 21.19	23.64	2.96	2803	1.45	424	0.4	0.03	10.34	414.39	10.7	
04/09/2006	22.19.22	4/9/06 22.19	23.61	2.96	2804	1.45	424	0.3	0.04	10.33	414.38	10.7	
04/09/2006	23.19.22	4/9/06 23.19	23.64	2.96	2801	1.45	424	0.4	0.01	10.32	414.37	10.7	
05/09/2006	0.19.22	5/9/06 0.19	23.64	2.96	2804	1.45	424	0.4	0.03	10.34	414.39	10.7	
05/09/2006	1.19.22	5/9/06 1.19	23.63	2.96	2802	1.45	424	0.2	0.02	10.32	414.37	10.7	
05/09/2006	2.19.22	5/9/06 2.19	23.64	2.96	2807	1.46	424	0.1	0.01	10.32	414.37	10.7	
05/09/2006	3.19.22	5/9/06 3.19	23.65	2.96	2808	1.46	424	0.1	0.01	10.33	414.38	10.7	
05/09/2006	4.19.22	5/9/06 4.19	23.64	2.96	2802	1.45	424	0.1	0.01	10.32	414.37	10.7	
05/09/2006	5.19.22	5/9/06 5.19	23.63	2.96	2807	1.45	424	0.1	0.01	10.32	414.37	10.7	
05/09/2006	6.19.22	5/9/06 6.19	23.62	2.96	2805	1.45	424	0.3	0.02	10.32	414.37	10.7	
05/09/2006	7.19.22	5/9/06 7.19	23.63	2.96	2808	1.46	423	0.5	0.04	10.31	414.36	10.7	
05/09/2006	8.19.22	5/9/06 8.19	23.66	2.96	2809	1.46	423	0.5	0.04	10.32	414.37	10.7	
05/09/2006	9.19.22	5/9/06 9.19	23.62	2.96	2807	1.45	423	0.5	0.04	10.32	414.37	10.7	
05/09/2006	10.19.22	5/9/06 10.19	23.64	2.96	2808	1.46	423	0.6	0.05	10.32	414.37	10.7	
05/09/2006	11.19.22	5/9/06 11.19	23.63	2.96	2807	1.46	424	0.2	0.02	10.32	414.37	10.7	
05/09/2006	12.19.22	5/9/06 12.19	23.64	2.96	2810	1.46	423	0.5	0.04	10.31	414.36	10.7	

Pozzo Serpieri - Sonda superficiale periodo 22-08-2006 - 04-10-2006

Data	Ora	Data completa	Temp	pH	EC	Sal	ORP	DO%	DO	Battente acqua	Quota	Batt	Livello statico misurato
DDMMYY	HHMMSS	DDMMYYHHMM	°C	Units	µS/cm	ppt	mV	Sat	mg/l	m	m slm	Volts	m slm
05/09/2006	13.19.22	5/9/06 13.19	23.64	2.96	2807	1.46	423	0.5	0.04	10.3	414.35	10.7	
05/09/2006	14.19.22	5/9/06 14.19	23.63	2.96	2807	1.45	423	0.2	0.02	10.3	414.35	10.7	
05/09/2006	15.19.22	5/9/06 15.19	23.67	2.96	2812	1.46	423	0.6	0.05	10.3	414.35	10.7	
05/09/2006	16.19.22	5/9/06 16.19	23.65	2.96	2814	1.46	423	0.6	0.05	10.3	414.35	10.6	
05/09/2006	17.19.22	5/9/06 17.19	23.65	2.96	2809	1.46	423	0.1	0.01	10.29	414.34	10.7	
05/09/2006	18.19.22	5/9/06 18.19	23.64	2.96	2810	1.46	423	0.5	0.04	10.3	414.35	10.6	
05/09/2006	19.19.22	5/9/06 19.19	23.66	2.96	2810	1.46	423	0.4	0.03	10.29	414.34	10.7	
05/09/2006	20.19.22	5/9/06 20.19	23.67	2.97	2813	1.46	423	0.1	0.01	10.29	414.34	10.6	
05/09/2006	21.19.22	5/9/06 21.19	23.64	2.96	2808	1.46	423	0.3	0.02	10.3	414.35	10.6	
05/09/2006	22.19.22	5/9/06 22.19	23.66	2.96	2812	1.46	423	0.3	0.03	10.3	414.35	10.6	
05/09/2006	23.19.22	5/9/06 23.19	23.63	2.96	2805	1.45	422	0.3	0.02	10.29	414.34	10.6	
06/09/2006	0.19.22	6/9/06 0.19	23.63	2.96	2811	1.46	422	0.5	0.04	10.3	414.35	10.6	
06/09/2006	1.19.22	6/9/06 1.19	23.65	2.96	2811	1.46	422	0.5	0.04	10.29	414.34	10.6	
06/09/2006	2.19.22	6/9/06 2.19	23.64	2.96	2811	1.46	422	0.3	0.03	10.29	414.34	10.6	
06/09/2006	3.19.22	6/9/06 3.19	23.63	2.96	2810	1.46	422	0.4	0.03	10.29	414.34	10.6	
06/09/2006	4.19.22	6/9/06 4.19	23.64	2.96	2814	1.46	422	0.6	0.05	10.29	414.34	10.6	
06/09/2006	5.19.22	6/9/06 5.19	23.65	2.96	2812	1.46	422	0.1	0.01	10.27	414.32	10.6	
06/09/2006	6.19.22	6/9/06 6.19	23.64	2.96	2813	1.46	422	0.1	0.01	10.27	414.32	10.6	
06/09/2006	7.19.22	6/9/06 7.19	23.63	2.96	2814	1.46	422	0.3	0.03	10.29	414.34	10.6	
06/09/2006	8.19.22	6/9/06 8.19	23.66	2.97	2814	1.46	422	0.2	0.02	10.28	414.33	10.6	
06/09/2006	9.19.22	6/9/06 9.19	23.66	2.96	2813	1.46	422	0.1	0.01	10.28	414.33	10.6	
06/09/2006	10.19.22	6/9/06 10.19	23.67	2.96	2813	1.46	422	0.1	0.01	10.28	414.33	10.6	
06/09/2006	11.19.22	6/9/06 11.19	23.65	2.96	2810	1.46	422	0.5	0.04	10.28	414.33	10.6	
06/09/2006	12.19.22	6/9/06 12.19	23.66	2.96	2814	1.46	422	0.6	0.05	10.28	414.33	10.6	
06/09/2006	13.19.22	6/9/06 13.19	23.66	2.96	2811	1.46	422	0.2	0.02	10.27	414.32	10.6	
06/09/2006	14.19.22	6/9/06 14.19	23.66	2.97	2814	1.46	422	0.5	0.04	10.27	414.32	10.6	
06/09/2006	15.19.22	6/9/06 15.19	23.66	2.97	2814	1.46	421	0.2	0.02	10.27	414.32	10.6	
06/09/2006	16.19.22	6/9/06 16.19	23.64	2.96	2812	1.46	421	0.1	0.01	10.26	414.31	10.6	
06/09/2006	17.19.22	6/9/06 17.19	23.65	2.96	2817	1.46	421	0.5	0.04	10.26	414.31	10.6	
06/09/2006	18.19.22	6/9/06 18.19	23.66	2.96	2814	1.46	421	0.5	0.04	10.26	414.31	10.6	
06/09/2006	19.19.22	6/9/06 19.19	23.65	2.96	2817	1.46	421	0.3	0.02	10.26	414.31	10.6	
06/09/2006	20.19.22	6/9/06 20.19	23.66	2.97	2819	1.46	421	0.5	0.04	10.27	414.32	10.6	
06/09/2006	21.19.22	6/9/06 21.19	23.66	2.97	2817	1.46	421	0.5	0.04	10.26	414.31	10.5	
06/09/2006	22.19.22	6/9/06 22.19	23.66	2.96	2820	1.46	421	0.3	0.03	10.28	414.33	10.6	
06/09/2006	23.19.22	6/9/06 23.19	23.66	2.96	2819	1.46	421	0.4	0.03	10.27	414.32	10.5	
07/09/2006	0.19.22	7/9/06 0.19	23.64	2.96	2817	1.46	421	0.6	0.05	10.26	414.31	10.5	
07/09/2006	1.19.22	7/9/06 1.19	23.66	2.97	2816	1.46	421	0.3	0.03	10.26	414.31	10.5	
07/09/2006	2.19.22	7/9/06 2.19	23.67	2.97	2819	1.46	421	0.4	0.03	10.25	414.3	10.5	
07/09/2006	3.19.22	7/9/06 3.19	23.68	2.97	2823	1.46	420	0.5	0.04	10.26	414.31	10.5	
07/09/2006	4.19.22	7/9/06 4.19	23.66	2.97	2820	1.46	421	0.1	0.01	10.25	414.3	10.5	
07/09/2006	5.19.22	7/9/06 5.19	23.66	2.96	2817	1.46	421	0.1	0.01	10.26	414.31	10.5	
07/09/2006	6.19.22	7/9/06 6.19	23.68	2.97	2820	1.46	420	0.5	0.04	10.26	414.31	10.5	
07/09/2006	7.19.22	7/9/06 7.19	23.66	2.96	2820	1.46	421	0.5	0.04	10.24	414.29	10.5	
07/09/2006	8.19.22	7/9/06 8.19	23.68	2.96	2823	1.46	421	0.6	0.05	10.26	414.31	10.5	
07/09/2006	9.19.22	7/9/06 9.19	23.65	2.96	2823	1.46	420	0.1	0.01	10.25	414.3	10.5	
07/09/2006	10.19.22	7/9/06 10.19	23.66	2.97	2823	1.46	420	0.4	0.03	10.27	414.32	10.5	
07/09/2006	11.19.22	7/9/06 11.19	23.67	2.97	2820	1.46	420	0.3	0.02	10.25	414.3	10.5	
07/09/2006	12.19.22	7/9/06 12.19	23.67	2.97	2822	1.46	420	0.1	0.01	10.25	414.3	10.5	
07/09/2006	13.19.22	7/9/06 13.19	23.68	2.96	2822	1.46	420	0.4	0.03	10.26	414.31	10.5	
07/09/2006	14.19.22	7/9/06 14.19	23.66	2.97	2820	1.46	420	0.5	0.04	10.25	414.3	10.5	
07/09/2006	15.19.22	7/9/06 15.19	23.66	2.97	2822	1.46	420	0.3	0.02	10.25	414.3	10.5	
07/09/2006	16.19.22	7/9/06 16.19	23.66	2.96	2820	1.46	420	0.6	0.05	10.25	414.3	10.4	
07/09/2006	17.19.22	7/9/06 17.19	23.66	2.96	2823	1.46	420	0.3	0.05	10.25	414.3	10.5	
07/09/2006	18.19.22	7/9/06 18.19	23.68	2.97	2831	1.47	420	0.1	0.01	10.24	414.29	10.4	
07/09/2006	19.19.22	7/9/06 19.19	23.66	2.97	2826	1.47	420	0.3	0.03	10.25	414.3	10.5	
07/09/2006	20.19.22	7/9/06 20.19	23.66	2.97	2830	1.47	420	0.2	0.02	10.24	414.29	10.4	

Pozzo Serpieri - Sonda superficiale periodo 22-08-2006 - 04-10-2006

Data	Ora	Data completa	Temp	pH	EC	Sal	ORP	DO%	DO	Battente acqua	Quota	Batt	Livello statico misurato
DDMMYY	HHMMSS	DDMMYYHHMM	°C	Units	µS/cm	ppt	mV	Sat	mg/l	m	m slm	Volts	m slm
07/09/2006	21.19.22	7/9/06 21.19	23.66	2.97	2825	1.46	420	0.5	0.04	10.25	414.3	10.4	
07/09/2006	22.19.22	7/9/06 22.19	23.67	2.97	2825	1.46	420	0.5	0.04	10.25	414.3	10.4	
07/09/2006	23.19.22	7/9/06 23.19	23.68	2.97	2829	1.47	419	0.1	0.01	10.25	414.3	10.5	
08/09/2006	0.19.22	8/9/06 0.19	23.65	2.97	2824	1.46	419	0.3	0.03	10.25	414.3	10.4	
08/09/2006	1.19.22	8/9/06 1.19	23.66	2.97	2826	1.47	419	0.5	0.04	10.26	414.31	10.4	
08/09/2006	2.19.22	8/9/06 2.19	23.66	2.96	2823	1.46	419	0.5	0.04	10.25	414.3	10.4	
08/09/2006	3.19.22	8/9/06 3.19	23.67	2.97	2825	1.46	419	0.1	0.01	10.24	414.29	10.4	
08/09/2006	4.19.22	8/9/06 4.19	23.67	2.97	2829	1.47	419	0.6	0.05	10.24	414.29	10.4	
08/09/2006	5.19.22	8/9/06 5.19	23.66	2.97	2826	1.47	419	0.6	0.05	10.25	414.3	10.4	
08/09/2006	6.19.22	8/9/06 6.19	23.65	2.97	2830	1.47	419	0.1	0.01	10.24	414.29	10.4	
08/09/2006	7.19.22	8/9/06 7.19	23.65	2.97	2827	1.47	419	0.2	0.02	10.23	414.28	10.4	
08/09/2006	8.19.22	8/9/06 8.19	23.66	2.97	2826	1.47	419	0.1	0.01	10.25	414.3	10.4	
08/09/2006	9.19.22	8/9/06 9.19	23.67	2.97	2829	1.47	419	0.5	0.04	10.23	414.28	10.4	
08/09/2006	10.19.22	8/9/06 10.19	23.66	2.97	2829	1.47	419	0.6	0.05	10.25	414.3	10.4	
08/09/2006	11.19.22	8/9/06 11.19	23.66	2.97	2826	1.47	419	0.4	0.03	10.24	414.29	10.4	
08/09/2006	12.19.22	8/9/06 12.19	23.66	2.97	2830	1.47	419	0.4	0.03	10.25	414.3	10.4	
08/09/2006	13.19.22	8/9/06 13.19	23.65	2.97	2831	1.47	419	0.6	0.03	10.25	414.3	10.4	
08/09/2006	14.19.22	8/9/06 14.19	23.66	2.97	2829	1.47	418	0.3	0.03	10.24	414.29	10.4	
08/09/2006	15.19.22	8/9/06 15.19	23.67	2.97	2835	1.47	418	0.1	0.01	10.24	414.29	10.4	
08/09/2006	16.19.22	8/9/06 16.19	23.67	2.97	2832	1.47	418	0.3	0.02	10.24	414.29	10.4	
08/09/2006	17.19.22	8/9/06 17.19	23.69	2.97	2834	1.47	418	0.3	0.03	10.25	414.3	10.4	
08/09/2006	18.19.22	8/9/06 18.19	23.67	2.97	2832	1.47	418	0.1	0.01	10.25	414.3	10.4	
08/09/2006	19.19.22	8/9/06 19.19	23.67	2.97	2828	1.47	418	0.1	0.01	10.26	414.31	10.4	
08/09/2006	20.19.22	8/9/06 20.19	23.67	2.97	2833	1.47	418	0.6	0.05	10.25	414.3	10.4	
08/09/2006	21.19.22	8/9/06 21.19	23.68	2.97	2834	1.47	418	0.5	0.04	10.26	414.31	10.4	
08/09/2006	22.19.22	8/9/06 22.19	23.66	2.97	2832	1.47	418	0.6	0.05	10.27	414.32	10.4	
08/09/2006	23.19.22	8/9/06 23.19	23.67	2.97	2830	1.47	418	0.3	0.03	10.26	414.31	10.4	
09/09/2006	0.19.22	9/9/06 0.19	23.67	2.97	2835	1.47	418	0.1	0.01	10.26	414.31	10.4	
09/09/2006	1.19.22	9/9/06 1.19	23.66	2.97	2839	1.47	418	0.3	0.02	10.27	414.32	10.4	
09/09/2006	2.19.22	9/9/06 2.19	23.67	2.97	2835	1.47	418	0.5	0.04	10.27	414.32	10.4	
09/09/2006	3.19.22	9/9/06 3.19	23.67	2.97	2832	1.47	418	0.5	0.04	10.27	414.32	10.4	
09/09/2006	4.19.22	9/9/06 4.19	23.66	2.97	2832	1.47	418	0.2	0.02	10.27	414.32	10.4	
09/09/2006	5.19.22	9/9/06 5.19	23.7	2.97	2837	1.47	417	0.5	0.04	10.27	414.32	10.4	
09/09/2006	6.19.22	9/9/06 6.19	23.66	2.97	2832	1.47	417	0.6	0.05	10.27	414.32	10.4	
09/09/2006	7.19.22	9/9/06 7.19	23.68	2.97	2832	1.47	417	0.6	0.05	10.27	414.32	10.4	
09/09/2006	8.19.22	9/9/06 8.19	23.68	2.97	2836	1.47	417	0.1	0.01	10.27	414.32	10.4	
09/09/2006	9.19.22	9/9/06 9.19	23.66	2.97	2837	1.47	417	0.6	0.05	10.28	414.33	10.4	
09/09/2006	10.19.22	9/9/06 10.19	23.67	2.97	2838	1.47	417	0.4	0.03	10.28	414.33	10.4	
09/09/2006	11.19.22	9/9/06 11.19	23.67	2.97	2833	1.47	417	0.3	0.02	10.27	414.32	10.4	
09/09/2006	12.19.22	9/9/06 12.19	23.67	2.97	2838	1.47	417	0.1	0.01	10.28	414.33	10.4	
09/09/2006	13.19.22	9/9/06 13.19	23.67	2.97	2832	1.47	417	0.5	0.04	10.28	414.33	10.4	
09/09/2006	14.19.22	9/9/06 14.19	23.67	2.97	2838	1.47	417	0.5	0.04	10.28	414.33	10.4	
09/09/2006	15.19.22	9/9/06 15.19	23.67	2.97	2835	1.47	417	0.5	0.04	10.27	414.32	10.4	
09/09/2006	16.19.22	9/9/06 16.19	23.68	2.97	2841	1.47	417	0.5	0.04	10.28	414.33	10.4	
09/09/2006	17.19.22	9/9/06 17.19	23.65	2.97	2836	1.47	417	0.1	0.01	10.28	414.33	10.4	
09/09/2006	18.19.22	9/9/06 18.19	23.66	2.97	2833	1.47	417	0.6	0.05	10.27	414.32	10.4	
09/09/2006	19.19.22	9/9/06 19.19	23.68	2.97	2836	1.47	416	0.5	0.04	10.28	414.33	10.4	
09/09/2006	20.19.22	9/9/06 20.19	23.66	2.97	2834	1.47	417	0.6	0.05	10.28	414.33	10.4	
09/09/2006	21.19.22	9/9/06 21.19	23.68	2.97	2835	1.47	417	0.1	0.01	10.28	414.33	10.4	
09/09/2006	22.19.22	9/9/06 22.19	23.67	2.97	2836	1.47	417	0.5	0.04	10.28	414.33	10.4	
09/09/2006	23.19.22	9/9/06 23.19	23.67	2.97	2839	1.47	417	0.5	0.04	10.29	414.34	10.4	
10/09/2006	0.19.22	10/9/06 0.19	23.69	2.97	2839	1.47	416	0.6	0.05	10.29	414.34	10.4	
10/09/2006	1.19.22	10/9/06 1.19	23.67	2.97	2838	1.47	416	0.5	0.04	10.29	414.34	10.4	
10/09/2006	2.19.22	10/9/06 2.19	23.69	2.97	2841	1.47	416	0.5	0.04	10.29	414.34	10.4	
10/09/2006	3.19.22	10/9/06 3.19	23.67	2.97	2841	1.47	416	0.2	0.02	10.28	414.33	10.4	
10/09/2006	4.19.22	10/9/06 4.19	23.68	2.97	2836	1.47	416	0.2	0.02	10.29	414.34	10.4	

Pozzo Serpieri - Sonda superficiale periodo 22-08-2006 - 04-10-2006

Data	Ora	Data completa	Temp	pH	EC	Sal	ORP	DO%	DO	Battente acqua	Quota	Batt	Livello statico misurato
DDMMYY	HHMMSS	DDMMYYHHMM	°C	Units	µS/cm	ppt	mV	Sat	mg/l	m	m slm	Volts	m slm
10/09/2006	5.19.22	10/9/06 5.19	23.68	2.97	2835	1.47	416	0.2	0.02	10.29	414.34	10.4	
10/09/2006	6.19.22	10/9/06 6.19	23.69	2.97	2842	1.47	416	0.5	0.04	10.29	414.34	10.4	
10/09/2006	7.19.22	10/9/06 7.19	23.66	2.97	2840	1.47	416	0.3	0.02	10.29	414.34	10.4	
10/09/2006	8.19.22	10/9/06 8.19	23.68	2.97	2845	1.48	416	0.5	0.04	10.3	414.35	10.3	
10/09/2006	9.19.22	10/9/06 9.19	23.66	2.97	2837	1.47	416	0.4	0.03	10.29	414.34	10.3	
10/09/2006	10.19.22	10/9/06 10.19	23.67	2.97	2842	1.47	416	0.1	0.01	10.29	414.34	10.4	
10/09/2006	11.19.22	10/9/06 11.19	23.65	2.97	2843	1.47	416	0.4	0.03	10.29	414.34	10.3	
10/09/2006	12.19.22	10/9/06 12.19	23.67	2.97	2840	1.47	415	0.6	0.05	10.29	414.34	10.3	
10/09/2006	13.19.22	10/9/06 13.19	23.67	2.97	2845	1.48	415	0.5	0.04	10.29	414.34	10.3	
10/09/2006	14.19.22	10/9/06 14.19	23.67	2.97	2840	1.47	415	0.4	0.03	10.28	414.33	10.3	
10/09/2006	15.19.22	10/9/06 15.19	23.68	2.97	2845	1.48	415	0.5	0.04	10.28	414.33	10.4	
10/09/2006	16.19.22	10/9/06 16.19	23.69	2.97	2849	1.48	415	0.6	0.05	10.28	414.33	10.3	
10/09/2006	17.19.22	10/9/06 17.19	23.66	2.97	2840	1.47	415	0.3	0.02	10.28	414.33	10.3	
10/09/2006	18.19.22	10/9/06 18.19	23.67	2.97	2842	1.47	415	0.6	0.05	10.28	414.33	10.3	
10/09/2006	19.19.22	10/9/06 19.19	23.67	2.97	2842	1.47	415	0.3	0.02	10.29	414.34	10.3	
10/09/2006	20.19.22	10/9/06 20.19	23.67	2.97	2842	1.47	415	0.6	0.05	10.29	414.34	10.3	
10/09/2006	21.19.22	10/9/06 21.19	23.67	2.97	2846	1.48	415	0.5	0.04	10.28	414.33	10.3	
10/09/2006	22.19.22	10/9/06 22.19	23.7	2.97	2848	1.48	414	0.6	0.05	10.29	414.34	10.3	
10/09/2006	23.19.22	10/9/06 23.19	23.68	2.97	2842	1.47	414	0.3	0.03	10.29	414.34	10.3	
11/09/2006	0.19.22	11/9/06 0.19	23.68	2.97	2846	1.48	415	0.6	0.05	10.29	414.34	10.3	
11/09/2006	1.19.22	11/9/06 1.19	23.69	2.97	2846	1.48	414	0.6	0.05	10.29	414.34	10.3	
11/09/2006	2.19.22	11/9/06 2.19	23.68	2.97	2845	1.48	414	0.3	0.02	10.27	414.32	10.3	
11/09/2006	3.19.22	11/9/06 3.19	23.68	2.97	2843	1.48	415	0.5	0.04	10.29	414.34	10.3	
11/09/2006	4.19.22	11/9/06 4.19	23.68	2.97	2848	1.48	414	0.4	0.03	10.29	414.34	10.3	
11/09/2006	5.19.22	11/9/06 5.19	23.68	2.97	2846	1.48	414	0.1	0.01	10.28	414.33	10.3	
11/09/2006	6.19.22	11/9/06 6.19	23.66	2.97	2847	1.48	414	0.5	0.04	10.27	414.32	10.3	
11/09/2006	7.19.22	11/9/06 7.19	23.66	2.98	2846	1.48	414	0.4	0.03	10.28	414.33	10.3	
11/09/2006	8.19.22	11/9/06 8.19	23.67	2.97	2849	1.48	414	0.1	0.01	10.28	414.33	10.3	
11/09/2006	9.19.22	11/9/06 9.19	23.67	2.97	2846	1.48	414	0.3	0.03	10.28	414.33	10.3	
11/09/2006	10.19.22	11/9/06 10.19	23.68	2.97	2851	1.48	414	0.6	0.05	10.29	414.34	10.3	
11/09/2006	11.19.22	11/9/06 11.19	23.7	2.97	2851	1.48	414	0.1	0.01	10.28	414.33	10.3	
11/09/2006	12.19.22	11/9/06 12.19	23.67	2.97	2849	1.48	414	0.3	0.03	10.28	414.33	10.3	
11/09/2006	13.19.22	11/9/06 13.19	23.68	2.97	2849	1.48	414	0.1	0.01	10.27	414.32	10.3	
11/09/2006	14.19.22	11/9/06 14.19	23.68	2.97	2851	1.48	414	0.5	0.04	10.27	414.32	10.3	
11/09/2006	15.19.22	11/9/06 15.19	23.67	2.97	2849	1.48	414	0.2	0.02	10.26	414.31	10.3	
11/09/2006	16.19.22	11/9/06 16.19	23.68	2.97	2851	1.48	414	0.4	0.03	10.26	414.31	10.3	
11/09/2006	17.19.22	11/9/06 17.19	23.66	2.97	2847	1.48	414	0.5	0.04	10.25	414.3	10.3	
11/09/2006	18.19.22	11/9/06 18.19	23.68	2.97	2849	1.48	414	0.3	0.02	10.27	414.32	10.3	
11/09/2006	19.19.22	11/9/06 19.19	23.69	2.98	2854	1.48	414	0.6	0.05	10.26	414.31	10.3	
11/09/2006	20.19.22	11/9/06 20.19	23.67	2.97	2849	1.48	414	0.5	0.04	10.26	414.31	10.3	
11/09/2006	21.19.22	11/9/06 21.19	23.67	2.97	2852	1.48	414	0.6	0.05	10.27	414.32	10.3	
11/09/2006	22.19.22	11/9/06 22.19	23.67	2.98	2849	1.48	413	0.5	0.04	10.27	414.32	10.3	
11/09/2006	23.19.22	11/9/06 23.19	23.66	2.97	2852	1.48	414	0.2	0.02	10.27	414.32	10.3	
12/09/2006	0.19.22	12/9/06 0.19	23.67	2.97	2853	1.48	414	0.6	0.05	10.27	414.32	10.3	
12/09/2006	1.19.22	12/9/06 1.19	23.69	2.98	2858	1.48	413	0.6	0.05	10.26	414.31	10.3	
12/09/2006	2.19.22	12/9/06 2.19	23.69	2.97	2854	1.48	413	0.1	0.01	10.26	414.31	10.3	
12/09/2006	3.19.22	12/9/06 3.19	23.67	2.97	2849	1.48	413	0.1	0.01	10.27	414.32	10.3	
12/09/2006	4.19.22	12/9/06 4.19	23.68	2.97	2858	1.48	413	0.1	0.01	10.26	414.31	10.3	
12/09/2006	5.19.22	12/9/06 5.19	23.68	2.97	2858	1.48	413	0.1	0.01	10.26	414.31	10.3	
12/09/2006	6.19.22	12/9/06 6.19	23.67	2.98	2852	1.48	413	0.5	0.04	10.26	414.31	10.3	
12/09/2006	7.19.22	12/9/06 7.19	23.69	2.98	2852	1.48	413	0.5	0.04	10.26	414.31	10.3	
12/09/2006	8.19.22	12/9/06 8.19	23.66	2.97	2852	1.48	413	0.1	0.01	10.26	414.31	10.3	
12/09/2006	9.19.22	12/9/06 9.19	23.68	2.98	2858	1.48	413	0.3	0.02	10.27	414.32	10.3	
12/09/2006	10.19.22	12/9/06 10.19	23.68	2.98	2855	1.48	413	0.1	0.01	10.26	414.31	10.3	
12/09/2006	11.19.22	12/9/06 11.19	23.66	2.98	2856	1.48	413	0.5	0.04	10.26	414.31	10.3	
12/09/2006	12.19.22	12/9/06 12.19	23.67	2.98	2853	1.48	413	0.5	0.04	10.26	414.31	10.3	

Pozzo Serpieri - Sonda superficiale periodo 22-08-2006 - 04-10-2006

Data	Ora	Data completa	Temp	pH	EC	Sal	ORP	DO%	DO	Battente acqua	Quota	Batt	Livello statico misurato
DDMMYY	HHMMSS	DDMMYYHHMM	°C	Units	µS/cm	ppt	mV	Sat	mg/l	m	m slm	Volts	m slm
12/09/2006	13.19.22	12/9/06 13.19	23.68	2.97	2857	1.48	413	0.6	0.05	10.25	414.3	10.3	
12/09/2006	14.19.22	12/9/06 14.19	23.69	2.98	2860	1.48	412	0.3	0.02	10.25	414.3	10.3	
12/09/2006	15.19.22	12/9/06 15.19	23.68	2.98	2855	1.48	412	0.1	0.01	10.25	414.3	10.3	
12/09/2006	16.19.22	12/9/06 16.19	23.68	2.97	2855	1.48	412	0.1	0.01	10.25	414.3	10.3	
12/09/2006	17.19.22	12/9/06 17.19	23.68	2.98	2856	1.48	412	0.1	0.01	10.25	414.3	10.3	
12/09/2006	18.19.22	12/9/06 18.19	23.7	2.98	2857	1.48	412	0.6	0.05	10.24	414.29	10.3	
12/09/2006	19.19.22	12/9/06 19.19	23.66	2.98	2856	1.48	412	0.2	0.02	10.25	414.3	10.3	
12/09/2006	20.19.22	12/9/06 20.19	23.69	2.98	2861	1.48	412	0.6	0.05	10.24	414.29	10.3	
12/09/2006	21.19.22	12/9/06 21.19	23.67	2.97	2856	1.48	412	0.4	0.03	10.26	414.31	10.3	
12/09/2006	22.19.22	12/9/06 22.19	23.67	2.97	2856	1.48	412	0.2	0.02	10.26	414.31	10.3	
12/09/2006	23.19.22	12/9/06 23.19	23.68	2.98	2858	1.48	412	0.5	0.04	10.25	414.3	10.3	
13/09/2006	0.19.22	13/9/06 0.19	23.69	2.98	2859	1.48	412	0.5	0.04	10.26	414.31	10.2	
13/09/2006	1.19.22	13/9/06 1.19	23.68	2.98	2858	1.48	412	0.3	0.02	10.24	414.29	10.2	
13/09/2006	2.19.22	13/9/06 2.19	23.68	2.98	2861	1.48	412	0.6	0.05	10.25	414.3	10.2	
13/09/2006	3.19.22	13/9/06 3.19	23.69	2.98	2861	1.48	412	0.3	0.03	10.25	414.3	10.2	
13/09/2006	4.19.22	13/9/06 4.19	23.69	2.98	2862	1.49	412	0.6	0.05	10.25	414.3	10.2	
13/09/2006	5.19.22	13/9/06 5.19	23.67	2.98	2859	1.48	412	0.1	0.01	10.24	414.29	10.2	
13/09/2006	6.19.22	13/9/06 6.19	23.67	2.97	2862	1.49	412	0.1	0.01	10.26	414.31	10.2	
13/09/2006	7.19.22	13/9/06 7.19	23.66	2.98	2860	1.48	412	0.1	0.01	10.27	414.32	10.2	
13/09/2006	8.19.22	13/9/06 8.19	23.68	2.98	2864	1.49	412	0.2	0.02	10.28	414.33	10.2	
13/09/2006	9.19.22	13/9/06 9.19	23.67	2.98	2861	1.48	412	0.2	0.02	10.29	414.34	10.2	
13/09/2006	10.19.22	13/9/06 10.19	23.67	2.97	2862	1.49	412	0.3	0.03	10.3	414.35	10.2	
13/09/2006	11.19.22	13/9/06 11.19	23.67	2.97	2866	1.49	412	0.7	0.06	10.29	414.34	10.2	
13/09/2006	12.19.22	13/9/06 12.19	23.67	2.97	2863	1.49	412	0.4	0.03	10.29	414.34	10.2	
13/09/2006	13.19.22	13/9/06 13.19	23.67	2.98	2866	1.49	412	0.6	0.05	10.3	414.35	10.2	
13/09/2006	14.19.22	13/9/06 14.19	23.69	2.98	2869	1.49	412	0.6	0.05	10.3	414.35	10.2	
13/09/2006	15.19.22	13/9/06 15.19	23.68	2.98	2864	1.49	412	0.2	0.02	10.29	414.34	10.2	
13/09/2006	16.19.22	13/9/06 16.19	23.67	2.97	2868	1.49	412	0.6	0.05	10.29	414.34	10.2	
13/09/2006	17.19.22	13/9/06 17.19	23.67	2.98	2862	1.49	412	0.6	0.05	10.29	414.34	10.2	
13/09/2006	18.19.22	13/9/06 18.19	23.66	2.98	2866	1.49	412	0.4	0.03	10.29	414.34	10.2	
13/09/2006	19.19.22	13/9/06 19.19	23.67	2.97	2868	1.49	412	0.3	0.03	10.29	414.34	10.2	
13/09/2006	20.19.22	13/9/06 20.19	23.66	2.98	2863	1.49	411	0.4	0.03	10.28	414.33	10.2	
13/09/2006	21.19.22	13/9/06 21.19	23.68	2.97	2866	1.49	411	0.2	0.02	10.29	414.34	10.2	
13/09/2006	22.19.22	13/9/06 22.19	23.65	2.97	2868	1.49	411	0.2	0.02	10.28	414.33	10.2	
13/09/2006	23.19.22	13/9/06 23.19	23.65	2.97	2866	1.49	412	0.6	0.05	10.28	414.33	10.2	
14/09/2006	0.19.22	14/9/06 0.19	23.67	2.97	2869	1.49	411	0.6	0.05	10.27	414.32	10.2	
14/09/2006	1.19.22	14/9/06 1.19	23.65	2.98	2867	1.49	411	0.5	0.04	10.28	414.33	10.2	
14/09/2006	2.19.22	14/9/06 2.19	23.66	2.97	2869	1.49	411	0.5	0.04	10.27	414.32	10.2	
14/09/2006	3.19.22	14/9/06 3.19	23.65	2.98	2870	1.49	411	0.3	0.03	10.25	414.3	10.2	
14/09/2006	4.19.22	14/9/06 4.19	23.67	2.98	2873	1.49	411	0.2	0.02	10.25	414.3	10.2	
14/09/2006	5.19.22	14/9/06 5.19	23.64	2.98	2866	1.49	411	0.2	0.02	10.26	414.31	10.2	
14/09/2006	6.19.22	14/9/06 6.19	23.65	2.98	2872	1.49	411	0.3	0.03	10.25	414.3	10.2	
14/09/2006	7.19.22	14/9/06 7.19	23.64	2.98	2864	1.49	411	0.1	0.01	10.25	414.3	10.2	
14/09/2006	8.19.22	14/9/06 8.19	23.65	2.98	2867	1.49	411	0.1	0.01	10.24	414.29	10.2	
14/09/2006	9.19.22	14/9/06 9.19	23.64	2.98	2876	1.49	411	0.5	0.04	10.25	414.3	10.2	
14/09/2006	10.19.22	14/9/06 10.19	23.64	2.97	2867	1.49	411	0.1	0.01	10.25	414.3	10.2	
14/09/2006	11.19.22	14/9/06 11.19	23.64	2.98	2870	1.49	411	0.4	0.03	10.23	414.28	10.2	
14/09/2006	12.19.22	14/9/06 12.19	23.64	2.98	2870	1.49	411	0.2	0.02	10.22	414.27	10.2	
14/09/2006	13.19.22	14/9/06 13.19	23.63	2.97	2869	1.49	411	0.4	0.03	10.22	414.27	10.2	
14/09/2006	14.19.22	14/9/06 14.19	23.65	2.97	2872	1.49	411	0.3	0.03	10.21	414.26	10.2	
14/09/2006	15.19.22	14/9/06 15.19	23.65	2.98	2873	1.49	411	0.3	0.03	10.21	414.26	10.2	
14/09/2006	16.19.22	14/9/06 16.19	23.65	2.98	2873	1.49	411	0.6	0.05	10.2	414.25	10.2	
14/09/2006	17.19.22	14/9/06 17.19	23.64	2.98	2872	1.49	411	0.6	0.05	10.18	414.23	10.2	
14/09/2006	18.19.22	14/9/06 18.19	23.63	2.98	2867	1.49	411	0.6	0.05	10.19	414.24	10.2	
14/09/2006	19.19.22	14/9/06 19.19	23.63	2.98	2873	1.49	411	0.6	0.05	10.19	414.24	10.2	
14/09/2006	20.19.22	14/9/06 20.19	23.64	2.98	2877	1.49	411	0.5	0.04	10.19	414.24	10.2	

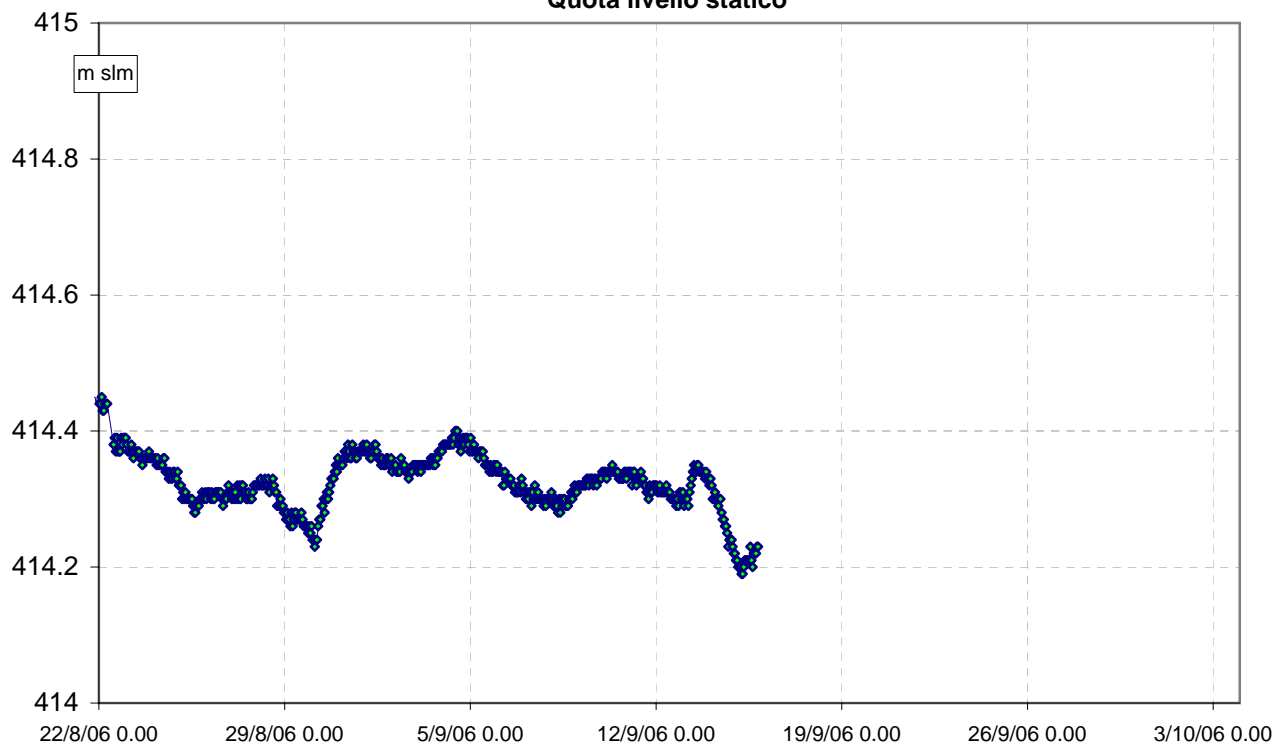
Pozzo Serpieri - Sonda superficiale periodo 22-08-2006 - 04-10-2006

Data	Ora	Data completa	Temp	pH	EC	Sal	ORP	DO%	DO	Battente acqua	Quota	Batt	Livello statico misurato
DDMMYY	HHMMSS	DDMMYYHHMM	°C	Units	µS/cm	ppt	mV	Sat	mg/l	m	m slm	Volts	m slm
14/09/2006	21.19.22	14/9/06 21.19	23.64	2.98	2873	1.49	411	0.5	0.04	10.18	414.23	10.2	
14/09/2006	22.19.22	14/9/06 22.19	23.64	2.98	2873	1.49	411	0.4	0.03	10.17	414.22	10.1	
14/09/2006	23.19.22	14/9/06 23.19	23.64	2.98	2876	1.49	411	0.3	0.02	10.17	414.22	10.1	
15/09/2006	0.19.22	15/9/06 0.19	23.63	2.98	2873	1.49	411	0.6	0.05	10.16	414.21	10.1	
15/09/2006	1.19.22	15/9/06 1.19	23.63	2.98	2871	1.49	411	0.5	0.04	10.16	414.21	10.1	
15/09/2006	2.19.22	15/9/06 2.19	23.63	2.97	2871	1.49	411	0.4	0.03	10.15	414.2	10.1	
15/09/2006	3.19.22	15/9/06 3.19	23.61	2.97	2875	1.49	411	0.6	0.05	10.15	414.2	10.1	
15/09/2006	4.19.22	15/9/06 4.19	23.62	2.98	2873	1.49	411	0.3	0.03	10.15	414.2	10.1	
15/09/2006	5.19.22	15/9/06 5.19	23.62	2.98	2871	1.49	411	0.6	0.05	10.14	414.19	10.1	
15/09/2006	6.19.22	15/9/06 6.19	23.62	2.98	2873	1.49	410	0.3	0.03	10.14	414.19	10.1	
15/09/2006	7.19.22	15/9/06 7.19	23.62	2.98	2875	1.49	411	0.1	0.01	10.15	414.2	10.1	
15/09/2006	8.19.22	15/9/06 8.19	23.6	2.98	2872	1.49	410	0.6	0.05	10.16	414.21	10.1	
15/09/2006	9.19.22	15/9/06 9.19	23.61	2.98	2872	1.49	411	0.2	0.02	10.16	414.21	10.1	
15/09/2006	10.19.22	15/9/06 10.19	23.62	2.98	2877	1.49	410	0.5	0.04	10.16	414.21	10.1	
15/09/2006	11.19.22	15/9/06 11.19	23.6	2.98	2875	1.49	410	0.5	0.04	10.16	414.21	10.1	
15/09/2006	12.19.22	15/9/06 12.19	23.61	2.98	2875	1.49	410	0.6	0.05	10.16	414.21	10.1	
15/09/2006	13.19.22	15/9/06 13.19	23.62	2.98	2871	1.49	410	0.3	0.03	10.18	414.23	10.1	
15/09/2006	14.19.22	15/9/06 14.19	23.59	2.98	2875	1.49	410	0.3	0.02	10.16	414.21	10.1	
15/09/2006	15.19.22	15/9/06 15.19	23.61	2.98	2875	1.49	410	0.3	0.02	10.15	414.2	10.1	
15/09/2006	16.19.22	15/9/06 16.19	23.61	2.98	2875	1.49	410	0.5	0.04	10.17	414.22	10.1	
15/09/2006	17.19.22	15/9/06 17.19	23.62	2.98	2878	1.49	410	0.5	0.04	10.17	414.22	10.1	
15/09/2006	18.19.22	15/9/06 18.19	23.61	2.98	2877	1.49	410	0.3	0.03	10.17	414.22	10.1	
15/09/2006	19.19.22	15/9/06 19.19	23.6	2.98	2877	1.49	410	0.5	0.04	10.18	414.23	10.1	
15/09/2006	20.19.22	15/9/06 20.19	23.59	2.98	2875	1.49	410	0.4	0.03	10.18	414.23	10.1	
16/09/2006		16/9/06 0.00											
17/09/2006		17/9/06 0.00											
18/09/2006		18/9/06 0.00											
19/09/2006		19/9/06 0.00											
20/09/2006		20/9/06 0.00											
21/09/2006		21/9/06 0.00											
22/09/2006		22/9/06 0.00											
23/09/2006		23/9/06 0.00											
24/09/2006		24/9/06 0.00											
25/09/2006		25/9/06 0.00											
26/09/2006		26/9/06 0.00											
27/09/2006		27/9/06 0.00											
28/09/2006		28/9/06 0.00											
29/09/2006		29/9/06 0.00											
30/09/2006		30/9/06 0.00											
01/10/2006		1/10/06 0.00											
02/10/2006		2/10/06 0.00											
03/10/2006		3/10/06 0.00											

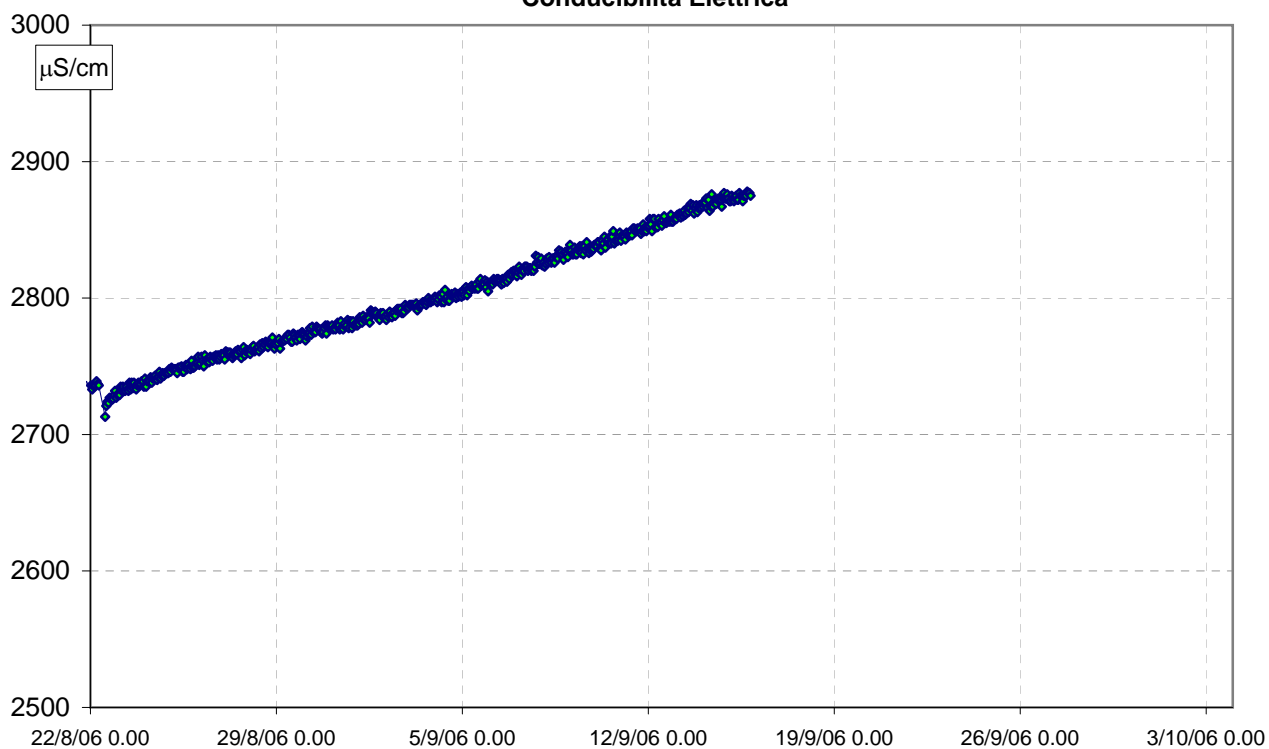
NO DATA

Pozzo Serpieri - Sonda superficiale periodo 22-08-2006 - 04-10-2006

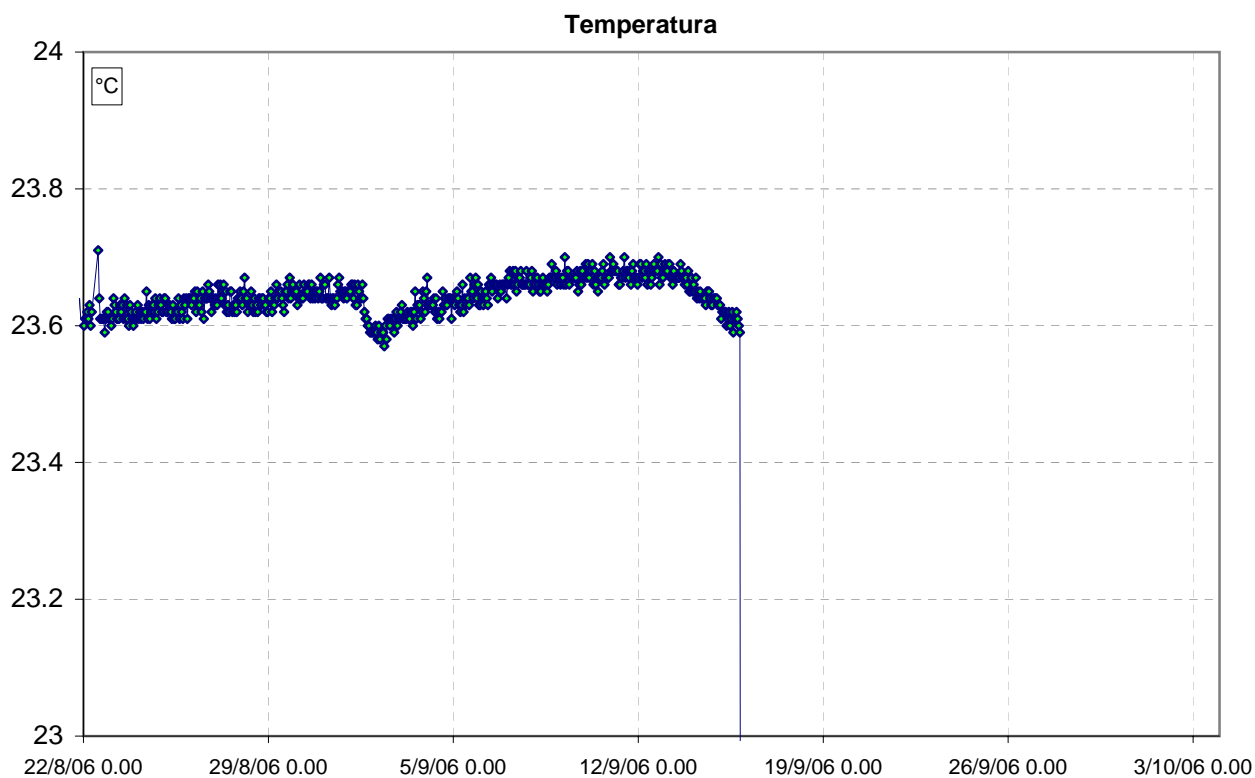
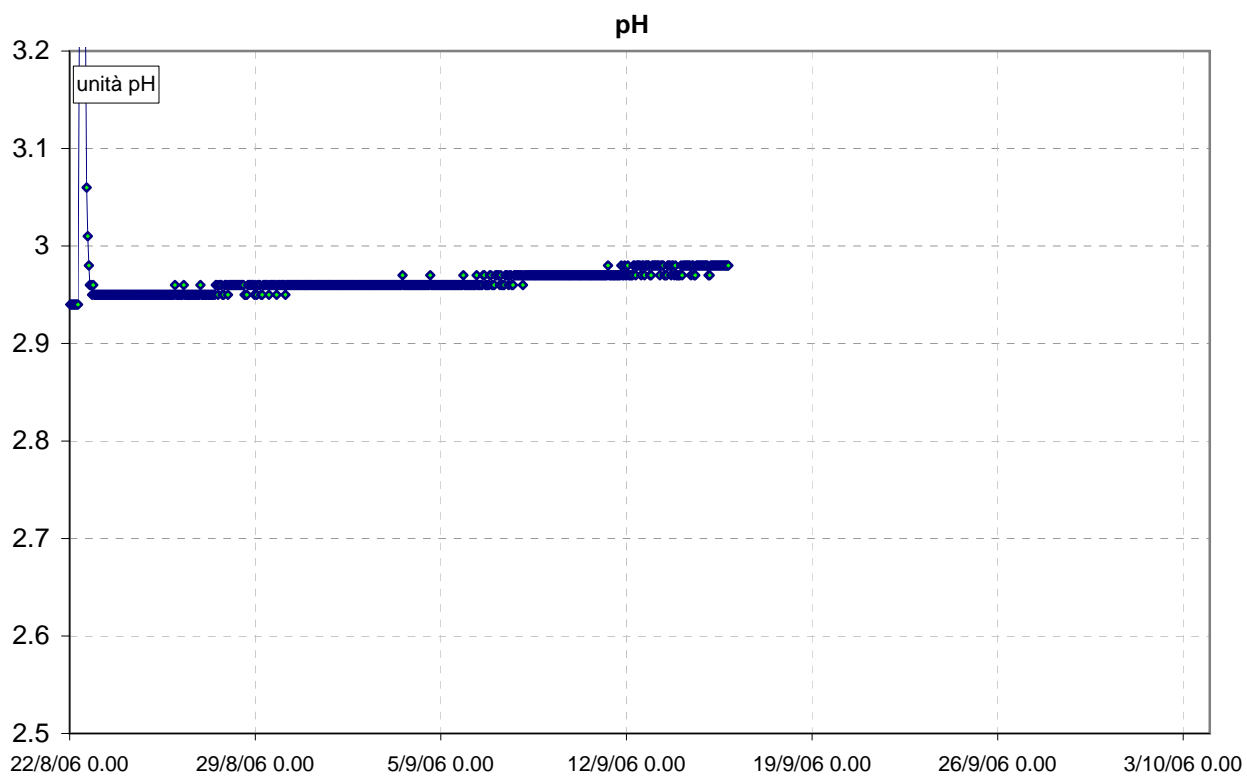
Quota livello statico



Conducibilità Elettrica



Pozzo Serpieri - Sonda superficiale periodo 22-08-2006 - 04-10-2006



Pozzo Serpieri - Sonda profonda periodo 22-08-2006 - 04-10-2006

Data	Ora	Data completa	Temp	pH	EC	Sal	ORP	DO%	DO	Battente acqua	Quota	Batt	Livello statico misurato
DDMMYY	HHMMSS	DDMMYYHHMM	°C	Units	µS/cm	ppt	mV	Sat	mg/l	m	m slm	Volts	m slm
22/08/06	14.55.54	22/08/06 14.55	24.85	2.47	4796	2.56	277	87.6	6.76	40.6	414.38	12.2	414.38
22/08/06	15.55.54	22/08/06 15.55	24.85	2.48	4795	2.56	273	61.8	4.77	40.6	414.38	12.2	
22/08/06	16.55.54	22/08/06 16.55	24.85	2.48	4794	2.56	271	48.1	3.71	40.6	414.38	12.2	
22/08/06	17.55.54	22/08/06 17.55	24.85	2.48	4794	2.56	270	39.5	3.05	40.6	414.38	12.2	
22/08/06	18.55.54	22/08/06 18.55	24.85	2.49	4794	2.56	270	34.5	2.66	40.6	414.38	12.2	
22/08/06	19.55.54	22/08/06 19.55	24.85	2.49	4794	2.56	269	30.8	2.38	40.6	414.38	12.1	
22/08/06	20.55.54	22/08/06 20.55	24.86	2.49	4789	2.56	269	27.7	2.14	40.59	414.37	12.1	
22/08/06	21.55.54	22/08/06 21.55	24.85	2.49	4792	2.56	269	24.7	1.9	40.6	414.38	12.1	
22/08/06	22.55.54	22/08/06 22.55	24.85	2.49	4795	2.56	269	21.7	1.67	40.6	414.38	12.1	
22/08/06	23.55.54	22/08/06 23.55	24.85	2.49	4791	2.56	269	19.2	1.48	40.61	414.39	12.1	
23/08/06	0.55.54	23/08/06 0.55	24.85	2.49	4792	2.56	269	16.8	1.3	40.6	414.38	12.1	
23/08/06	1.55.54	23/08/06 1.55	24.85	2.49	4789	2.56	269	15.2	1.17	40.61	414.39	12.1	
23/08/06	2.55.54	23/08/06 2.55	24.85	2.49	4793	2.56	269	13.8	1.06	40.6	414.38	12.1	
23/08/06	3.55.54	23/08/06 3.55	24.85	2.49	4789	2.56	269	13.1	1.01	40.6	414.38	12.1	
23/08/06	4.55.54	23/08/06 4.55	24.86	2.49	4791	2.56	269	12.6	0.97	40.61	414.39	12.1	
23/08/06	5.55.54	23/08/06 5.55	24.85	2.49	4791	2.56	269	11.7	0.9	40.6	414.38	12.1	
23/08/06	6.55.54	23/08/06 6.55	24.85	2.49	4788	2.56	269	11.3	0.88	40.59	414.37	12.1	
23/08/06	7.55.54	23/08/06 7.55	24.85	2.5	4791	2.56	268	11.2	0.86	40.6	414.38	12.1	
23/08/06	8.55.54	23/08/06 8.55	24.85	2.49	4789	2.56	269	11	0.85	40.6	414.38	12	
23/08/06	9.55.54	23/08/06 9.55	24.85	2.49	4790	2.56	269	10.8	0.83	40.6	414.38	12	
23/08/06	10.55.54	23/08/06 10.55	24.85	2.5	4791	2.56	268	10.5	0.81	40.6	414.38	12	
23/08/06	11.55.54	23/08/06 11.55	24.85	2.5	4786	2.56	268	10.5	0.81	40.6	414.38	12	
23/08/06	12.55.54	23/08/06 12.55	24.85	2.5	4789	2.56	268	10.4	0.8	40.6	414.38	12.1	
23/08/06	13.55.54	23/08/06 13.55	24.86	2.5	4789	2.56	268	10.2	0.79	40.59	414.37	12.1	
23/08/06	14.55.54	23/08/06 14.55	24.86	2.49	4788	2.56	268	9.9	0.76	40.59	414.37	12	
23/08/06	15.55.54	23/08/06 15.55	24.85	2.5	4788	2.56	268	10.3	0.79	40.58	414.36	12	
23/08/06	16.55.54	23/08/06 16.55	24.85	2.49	4786	2.56	268	10.1	0.78	40.58	414.36	11.9	
23/08/06	17.55.54	23/08/06 17.55	24.85	2.49	4788	2.56	268	10.2	0.79	40.59	414.37	12	
23/08/06	18.55.54	23/08/06 18.55	24.85	2.5	4785	2.56	268	10.3	0.79	40.59	414.37	11.9	
23/08/06	19.55.54	23/08/06 19.55	24.85	2.5	4785	2.56	268	10.3	0.79	40.58	414.36	11.9	
23/08/06	20.55.54	23/08/06 20.55	24.85	2.5	4787	2.56	268	10.5	0.81	40.6	414.38	12	
23/08/06	21.55.54	23/08/06 21.55	24.85	2.5	4785	2.56	268	10.5	0.81	40.6	414.38	12	
23/08/06	22.55.54	23/08/06 22.55	24.85	2.5	4785	2.56	268	10.5	0.81	40.6	414.38	11.9	
23/08/06	23.55.54	23/08/06 23.55	24.85	2.5	4785	2.56	268	10.5	0.81	40.6	414.38	11.9	
24/08/06	0.55.54	24/08/06 0.55	24.86	2.5	4782	2.56	268	10.7	0.83	40.59	414.37	11.9	
24/08/06	1.55.54	24/08/06 1.55	24.85	2.5	4782	2.56	268	10.5	0.81	40.59	414.37	11.8	
24/08/06	2.55.54	24/08/06 2.55	24.86	2.5	4784	2.56	268	10.7	0.83	40.59	414.37	11.8	
24/08/06	3.55.54	24/08/06 3.55	24.85	2.5	4782	2.56	268	10.5	0.81	40.59	414.37	11.9	
24/08/06	4.55.54	24/08/06 4.55	24.85	2.5	4783	2.56	268	10.5	0.81	40.58	414.36	11.9	
24/08/06	5.55.54	24/08/06 5.55	24.85	2.5	4785	2.56	268	10.5	0.81	40.58	414.36	11.9	
24/08/06	6.55.54	24/08/06 6.55	24.85	2.5	4784	2.56	268	10.5	0.81	40.59	414.37	11.8	
24/08/06	7.55.54	24/08/06 7.55	24.85	2.5	4782	2.56	268	10.6	0.82	40.58	414.36	11.8	
24/08/06	8.55.54	24/08/06 8.55	24.86	2.5	4784	2.56	268	10.8	0.83	40.58	414.36	11.8	
24/08/06	9.55.54	24/08/06 9.55	24.86	2.5	4782	2.56	268	10.9	0.84	40.59	414.37	11.8	
24/08/06	10.55.54	24/08/06 10.55	24.86	2.5	4782	2.56	268	10.9	0.84	40.59	414.37	11.8	
24/08/06	11.55.54	24/08/06 11.55	24.86	2.5	4782	2.56	268	10.9	0.84	40.58	414.36	11.8	
24/08/06	12.55.54	24/08/06 12.55	24.85	2.5	4785	2.56	268	10.6	0.82	40.58	414.36	11.8	
24/08/06	13.55.54	24/08/06 13.55	24.85	2.5	4779	2.55	268	10.8	0.83	40.58	414.36	11.8	
24/08/06	14.55.54	24/08/06 14.55	24.85	2.5	4782	2.56	268	10.8	0.83	40.58	414.36	11.8	
24/08/06	15.55.54	24/08/06 15.55	24.85	2.5	4784	2.56	268	10.8	0.83	40.58	414.36	11.8	
24/08/06	16.55.54	24/08/06 16.55	24.85	2.5	4785	2.56	268	10.7	0.83	40.57	414.35	11.8	
24/08/06	17.55.54	24/08/06 17.55	24.86	2.5	4782	2.56	268	10.8	0.83	40.56	414.34	11.8	

Pozzo Serpieri - Sonda profonda periodo 22-08-2006 - 04-10-2006

Data	Ora	Data completa	Temp	pH	EC	Sal	ORP	DO%	DO	Battente acqua	Quota	Batt	Livello statico misurato
DDMMYY	HHMMSS	DDMMYYHHMM	°C	Units	µS/cm	ppt	mV	Sat	mg/l	m	m slm	Volts	m slm
24/08/06	18.55.54	24/08/06 18.55	24.86	2.5	4782	2.56	268	10.8	0.83	40.57	414.35	11.8	
24/08/06	19.55.54	24/08/06 19.55	24.86	2.5	4781	2.55	268	10.7	0.83	40.56	414.34	11.8	
24/08/06	20.55.54	24/08/06 20.55	24.85	2.5	4779	2.55	268	10.7	0.83	40.56	414.34	11.8	
24/08/06	21.55.54	24/08/06 21.55	24.86	2.5	4779	2.55	268	10.7	0.83	40.57	414.35	11.8	
24/08/06	22.55.54	24/08/06 22.55	24.85	2.5	4783	2.56	268	10.6	0.82	40.56	414.34	11.8	
24/08/06	23.55.54	24/08/06 23.55	24.85	2.5	4782	2.56	268	10.6	0.82	40.56	414.34	11.8	
25/08/06	0.55.54	25/08/06 0.55	24.85	2.5	4779	2.55	268	10.7	0.83	40.56	414.34	11.8	
25/08/06	1.55.54	25/08/06 1.55	24.86	2.5	4778	2.55	268	10.7	0.83	40.56	414.34	11.8	
25/08/06	2.55.54	25/08/06 2.55	24.85	2.5	4778	2.55	268	10.6	0.82	40.57	414.35	11.8	
25/08/06	3.55.54	25/08/06 3.55	24.86	2.51	4780	2.55	268	10.6	0.82	40.54	414.32	11.7	
25/08/06	4.55.54	25/08/06 4.55	24.85	2.5	4779	2.55	268	10.5	0.81	40.54	414.32	11.8	
25/08/06	5.55.54	25/08/06 5.55	24.86	2.51	4781	2.55	268	10.7	0.83	40.54	414.32	11.8	
25/08/06	6.55.54	25/08/06 6.55	24.85	2.5	4782	2.56	268	10.5	0.81	40.55	414.33	11.8	
25/08/06	7.55.54	25/08/06 7.55	24.86	2.51	4780	2.55	268	10.6	0.82	40.54	414.32	11.7	
25/08/06	8.55.54	25/08/06 8.55	24.86	2.5	4779	2.55	268	10.5	0.81	40.54	414.32	11.7	
25/08/06	9.55.54	25/08/06 9.55	24.86	2.5	4779	2.55	268	10.6	0.82	40.53	414.31	11.7	
25/08/06	10.55.54	25/08/06 10.55	24.86	2.51	4778	2.55	267	10.5	0.81	40.53	414.31	11.7	
25/08/06	11.55.54	25/08/06 11.55	24.86	2.51	4778	2.55	268	10.7	0.83	40.53	414.31	11.7	
25/08/06	12.55.54	25/08/06 12.55	24.85	2.51	4779	2.55	268	11	0.85	40.53	414.31	11.6	
25/08/06	13.55.54	25/08/06 13.55	24.86	2.51	4777	2.55	267	10.9	0.84	40.52	414.3	11.7	
25/08/06	14.55.54	25/08/06 14.55	24.86	2.51	4777	2.55	267	10.9	0.84	40.51	414.29	11.7	
25/08/06	15.55.54	25/08/06 15.55	24.86	2.51	4778	2.55	267	10.7	0.83	40.52	414.3	11.7	
25/08/06	16.55.54	25/08/06 16.55	24.86	2.51	4778	2.55	267	10.7	0.83	40.52	414.3	11.6	
25/08/06	17.55.54	25/08/06 17.55	24.86	2.51	4776	2.55	267	11	0.85	40.52	414.3	11.7	
25/08/06	18.55.54	25/08/06 18.55	24.86	2.51	4777	2.55	268	10.9	0.84	40.52	414.3	11.7	
25/08/06	19.55.54	25/08/06 19.55	24.85	2.51	4776	2.55	267	10.9	0.84	40.51	414.29	11.7	
25/08/06	20.55.54	25/08/06 20.55	24.86	2.51	4778	2.55	267	10.8	0.83	40.53	414.31	11.7	
25/08/06	21.55.54	25/08/06 21.55	24.86	2.51	4776	2.55	267	10.9	0.84	40.54	414.32	11.6	
25/08/06	22.55.54	25/08/06 22.55	24.86	2.51	4775	2.55	267	10.9	0.84	40.54	414.32	11.6	
25/08/06	23.55.54	25/08/06 23.55	24.86	2.51	4775	2.55	267	10.9	0.84	40.53	414.31	11.6	
26/08/06	0.55.54	26/08/06 0.55	24.86	2.51	4778	2.55	267	10.7	0.83	40.55	414.33	11.6	
26/08/06	1.55.54	26/08/06 1.55	24.87	2.51	4774	2.55	267	10.6	0.82	40.53	414.31	11.7	
26/08/06	2.55.54	26/08/06 2.55	24.86	2.51	4774	2.55	267	10.7	0.83	40.54	414.32	11.7	
26/08/06	3.55.54	26/08/06 3.55	24.86	2.51	4775	2.55	267	10.8	0.83	40.54	414.32	11.5	
26/08/06	4.55.54	26/08/06 4.55	24.86	2.51	4774	2.55	267	10.8	0.83	40.54	414.32	11.5	
26/08/06	5.55.54	26/08/06 5.55	24.85	2.51	4775	2.55	267	10.8	0.83	40.54	414.32	11.6	
26/08/06	6.55.54	26/08/06 6.55	24.86	2.51	4775	2.55	267	10.9	0.84	40.53	414.31	11.6	
26/08/06	7.55.54	26/08/06 7.55	24.86	2.52	4774	2.55	267	10.8	0.83	40.53	414.31	11.6	
26/08/06	8.55.54	26/08/06 8.55	24.87	2.52	4774	2.55	267	10.9	0.84	40.53	414.31	11.6	
26/08/06	9.55.54	26/08/06 9.55	24.87	2.52	4772	2.55	267	10.8	0.83	40.53	414.31	11.5	
26/08/06	10.55.54	26/08/06 10.55	24.86	2.51	4771	2.55	267	10.7	0.83	40.54	414.32	11.5	
26/08/06	11.55.54	26/08/06 11.55	24.86	2.51	4772	2.55	267	10.8	0.83	40.56	414.34	11.6	
26/08/06	12.55.54	26/08/06 12.55	24.86	2.51	4775	2.55	267	10.7	0.83	40.55	414.33	11.5	
26/08/06	13.55.54	26/08/06 13.55	24.86	2.51	4772	2.55	267	10.7	0.83	40.54	414.32	11.6	
26/08/06	14.55.54	26/08/06 14.55	24.87	2.52	4768	2.55	267	10.7	0.83	40.53	414.31	11.5	
26/08/06	15.55.54	26/08/06 15.55	24.86	2.52	4771	2.55	267	10.8	0.83	40.54	414.32	11.5	
26/08/06	16.55.54	26/08/06 16.55	24.86	2.51	4774	2.55	267	10.7	0.83	40.55	414.33	11.5	
26/08/06	17.55.54	26/08/06 17.55	24.86	2.52	4768	2.55	267	10.8	0.83	40.53	414.31	11.5	
26/08/06	18.55.54	26/08/06 18.55	24.86	2.52	4769	2.55	267	10.7	0.83	40.54	414.32	11.5	
26/08/06	19.55.54	26/08/06 19.55	24.86	2.52	4771	2.55	267	10.8	0.83	40.55	414.33	11.5	
26/08/06	20.55.54	26/08/06 20.55	24.86	2.52	4771	2.55	267	10.7	0.83	40.53	414.31	11.5	
26/08/06	21.55.54	26/08/06 21.55	24.86	2.52	4768	2.55	267	10.7	0.83	40.55	414.33	11.5	
26/08/06	22.55.54	26/08/06 22.55	24.86	2.52	4774	2.55	267	10.8	0.83	40.55	414.33	11.5	
26/08/06	23.55.54	26/08/06 23.55	24.87	2.52	4767	2.55	267	10.8	0.83	40.55	414.33	11.5	
27/08/06	0.55.54	27/08/06 0.55	24.87	2.52	4769	2.55	267	10.8	0.83	40.55	414.33	11.5	
27/08/06	1.55.54	27/08/06 1.55	24.87	2.52	4769	2.55	267	10.6	0.82	40.55	414.33	11.4	

Pozzo Serpieri - Sonda profonda periodo 22-08-2006 - 04-10-2006

Data	Ora	Data completa	Temp	pH	EC	Sal	ORP	DO%	DO	Battente acqua	Quota	Batt	Livello statico misurato
DDMMYY	HHMMSS	DDMMYYHHMM	°C	Units	µS/cm	ppt	mV	Sat	mg/l	m	m slm	Volts	m slm
27/08/06	2.55.54	27/8/06 2.55	24.86	2.52	4769	2.55	267	10.7	0.83	40.55	414.33	11.5	
27/08/06	3.55.54	27/8/06 3.55	24.86	2.52	4769	2.55	267	10.7	0.83	40.55	414.33	11.5	
27/08/06	4.55.54	27/8/06 4.55	24.86	2.52	4768	2.55	267	10.7	0.83	40.54	414.32	11.5	
27/08/06	5.55.54	27/8/06 5.55	24.87	2.52	4770	2.55	267	10.7	0.83	40.53	414.31	11.4	
27/08/06	6.55.54	27/8/06 6.55	24.87	2.52	4765	2.55	267	10.8	0.83	40.53	414.31	11.5	
27/08/06	7.55.54	27/8/06 7.55	24.87	2.52	4768	2.55	267	10.9	0.84	40.54	414.32	11.5	
27/08/06	8.55.54	27/8/06 8.55	24.86	2.52	4771	2.55	267	10.7	0.83	40.54	414.32	11.4	
27/08/06	9.55.54	27/8/06 9.55	24.87	2.52	4766	2.55	267	10.9	0.84	40.54	414.32	11.4	
27/08/06	10.55.54	27/8/06 10.55	24.86	2.52	4767	2.55	267	10.8	0.83	40.55	414.33	11.4	
27/08/06	11.55.54	27/8/06 11.55	24.86	2.52	4766	2.55	267	10.9	0.84	40.55	414.33	11.4	
27/08/06	12.55.54	27/8/06 12.55	24.87	2.52	4769	2.55	267	10.7	0.83	40.54	414.32	11.4	
27/08/06	13.55.54	27/8/06 13.55	24.87	2.52	4765	2.55	267	10.6	0.82	40.54	414.32	11.4	
27/08/06	14.55.54	27/8/06 14.55	24.86	2.52	4769	2.55	267	10.7	0.83	40.54	414.32	11.5	
27/08/06	15.55.54	27/8/06 15.55	24.87	2.52	4766	2.55	267	10.7	0.83	40.54	414.32	11.4	
27/08/06	16.55.54	27/8/06 16.55	24.87	2.52	4765	2.55	267	10.7	0.83	40.53	414.31	11.4	
27/08/06	17.55.54	27/8/06 17.55	24.87	2.52	4771	2.55	267	10.6	0.82	40.54	414.32	11.4	
27/08/06	18.55.54	27/8/06 18.55	24.87	2.52	4765	2.55	266	10.6	0.82	40.54	414.32	11.5	
27/08/06	19.55.54	27/8/06 19.55	24.87	2.52	4766	2.55	266	10.7	0.83	40.54	414.32	11.4	
27/08/06	20.55.54	27/8/06 20.55	24.86	2.53	4765	2.55	266	10.6	0.82	40.54	414.32	11.4	
27/08/06	21.55.54	27/8/06 21.55	24.87	2.53	4764	2.55	266	10.7	0.83	40.56	414.34	11.4	
27/08/06	22.55.54	27/8/06 22.55	24.86	2.52	4765	2.55	266	10.6	0.82	40.55	414.33	11.4	
27/08/06	23.55.54	27/8/06 23.55	24.86	2.52	4767	2.55	266	10.6	0.82	40.56	414.34	11.4	
28/08/06	0.55.54	28/8/06 0.55	24.86	2.53	4762	2.54	266	10.7	0.83	40.56	414.34	11.4	
28/08/06	1.55.54	28/8/06 1.55	24.87	2.53	4765	2.55	266	10.7	0.83	40.56	414.34	11.4	
28/08/06	2.55.54	28/8/06 2.55	24.87	2.53	4766	2.55	266	10.6	0.82	40.56	414.34	11.4	
28/08/06	3.55.54	28/8/06 3.55	24.87	2.53	4765	2.55	266	10.9	0.84	40.55	414.33	11.4	
28/08/06	4.55.54	28/8/06 4.55	24.87	2.53	4767	2.55	266	10.6	0.82	40.55	414.33	11.4	
28/08/06	5.55.54	28/8/06 5.55	24.86	2.53	4765	2.55	266	10.8	0.83	40.55	414.33	11.4	
28/08/06	6.55.54	28/8/06 6.55	24.87	2.53	4761	2.54	266	10.8	0.83	40.56	414.34	11.4	
28/08/06	7.55.54	28/8/06 7.55	24.86	2.53	4762	2.54	266	10.6	0.82	40.57	414.35	11.4	
28/08/06	8.55.54	28/8/06 8.55	24.87	2.53	4761	2.54	266	10.7	0.83	40.56	414.34	11.4	
28/08/06	9.55.54	28/8/06 9.55	24.87	2.53	4762	2.54	266	10.6	0.82	40.56	414.34	11.4	
28/08/06	10.55.54	28/8/06 10.55	24.87	2.53	4762	2.54	266	10.5	0.81	40.56	414.34	11.4	
28/08/06	11.55.54	28/8/06 11.55	24.88	2.53	4762	2.54	266	10.6	0.82	40.56	414.34	11.4	
28/08/06	12.55.54	28/8/06 12.55	24.87	2.53	4762	2.54	266	10.7	0.83	40.55	414.33	11.4	
28/08/06	13.55.54	28/8/06 13.55	24.87	2.53	4761	2.54	266	10.6	0.82	40.55	414.33	11.4	
28/08/06	14.55.54	28/8/06 14.55	24.87	2.53	4761	2.54	266	10.5	0.81	40.55	414.33	11.4	
28/08/06	15.55.54	28/8/06 15.55	24.86	2.53	4764	2.55	266	10.7	0.83	40.55	414.33	11.4	
28/08/06	16.55.54	28/8/06 16.55	24.87	2.53	4762	2.54	266	10.6	0.82	40.54	414.32	11.4	
28/08/06	17.55.54	28/8/06 17.55	24.88	2.53	4761	2.54	266	10.6	0.82	40.53	414.31	11.4	
28/08/06	18.55.54	28/8/06 18.55	24.87	2.53	4759	2.54	266	10.6	0.82	40.53	414.31	11.4	
28/08/06	19.55.54	28/8/06 19.55	24.86	2.53	4761	2.54	266	10.6	0.82	40.53	414.31	11.4	
28/08/06	20.55.54	28/8/06 20.55	24.87	2.53	4762	2.54	266	10.5	0.81	40.53	414.31	11.4	
28/08/06	21.55.54	28/8/06 21.55	24.87	2.53	4761	2.54	266	10.6	0.82	40.52	414.3	11.4	
28/08/06	22.55.54	28/8/06 22.55	24.87	2.53	4759	2.54	266	10.5	0.81	40.53	414.31	11.4	
28/08/06	23.55.54	28/8/06 23.55	24.86	2.53	4759	2.54	266	10.5	0.81	40.52	414.3	11.4	
29/08/06	0.55.54	29/8/06 0.55	24.87	2.53	4761	2.54	266	10.5	0.81	40.52	414.3	11.4	
29/08/06	1.55.54	29/8/06 1.55	24.87	2.53	4761	2.54	266	10.5	0.81	40.51	414.29	11.4	
29/08/06	2.55.54	29/8/06 2.55	24.87	2.53	4758	2.54	266	10.5	0.81	40.52	414.3	11.4	
29/08/06	3.55.54	29/8/06 3.55	24.87	2.53	4756	2.54	266	10.5	0.81	40.51	414.29	11.4	
29/08/06	4.55.54	29/8/06 4.55	24.87	2.53	4761	2.54	266	10.5	0.81	40.51	414.29	11.4	
29/08/06	5.55.54	29/8/06 5.55	24.87	2.53	4760	2.54	266	10.5	0.81	40.49	414.27	11.4	
29/08/06	6.55.54	29/8/06 6.55	24.87	2.53	4758	2.54	266	10.5	0.81	40.51	414.29	11.4	
29/08/06	7.55.54	29/8/06 7.55	24.87	2.53	4757	2.54	266	10.6	0.82	40.51	414.29	11.4	
29/08/06	8.55.54	29/8/06 8.55	24.87	2.53	4760	2.54	266	10.5	0.81	40.51	414.29	11.4	
29/08/06	9.55.54	29/8/06 9.55	24.87	2.53	4756	2.54	266	10.5	0.81	40.51	414.29	11.4	

Pozzo Serpieri - Sonda profonda periodo 22-08-2006 - 04-10-2006

Data	Ora	Data completa	Temp	pH	EC	Sal	ORP	DO%	DO	Battente acqua	Quota	Batt	Livello statico misurato
DDMMYY	HHMMSS	DDMMYYHHMM	°C	Units	µS/cm	ppt	mV	Sat	mg/l	m	m slm	Volts	m slm
29/08/06	10.55.54	29/08/06 10.55	24.88	2.54	4755	2.54	266	10.4	0.8	40.51	414.29	11.4	
29/08/06	11.55.54	29/08/06 11.55	24.87	2.54	4758	2.54	266	10.4	0.8	40.51	414.29	11.4	
29/08/06	12.55.54	29/08/06 12.55	24.86	2.53	4758	2.54	266	10.5	0.81	40.5	414.28	11.3	
29/08/06	13.55.54	29/08/06 13.55	24.87	2.54	4758	2.54	266	10.5	0.81	40.51	414.29	11.4	
29/08/06	14.55.54	29/08/06 14.55	24.87	2.54	4759	2.54	266	10.4	0.8	40.5	414.28	11.3	
29/08/06	15.55.54	29/08/06 15.55	24.87	2.54	4755	2.54	266	10.4	0.8	40.51	414.29	11.4	
29/08/06	16.55.54	29/08/06 16.55	24.88	2.54	4752	2.54	266	10.5	0.81	40.5	414.28	11.3	
29/08/06	17.55.54	29/08/06 17.55	24.88	2.54	4755	2.54	266	10.5	0.81	40.5	414.28	11.4	
29/08/06	18.55.54	29/08/06 18.55	24.87	2.54	4756	2.54	266	10.5	0.81	40.5	414.28	11.4	
29/08/06	19.55.54	29/08/06 19.55	24.88	2.54	4755	2.54	266	10.3	0.79	40.49	414.27	11.3	
29/08/06	20.55.54	29/08/06 20.55	24.88	2.54	4754	2.54	266	10.5	0.81	40.49	414.27	11.4	
29/08/06	21.55.54	29/08/06 21.55	24.87	2.54	4754	2.54	266	10.4	0.8	40.49	414.27	11.4	
29/08/06	22.55.54	29/08/06 22.55	24.87	2.54	4758	2.54	266	10.5	0.81	40.48	414.26	11.4	
29/08/06	23.55.54	29/08/06 23.55	24.88	2.54	4758	2.54	266	10.4	0.8	40.48	414.26	11.4	
30/08/06	0.55.54	30/08/06 0.55	24.88	2.54	4751	2.54	266	10.4	0.8	40.49	414.27	11.3	
30/08/06	1.55.54	30/08/06 1.55	24.88	2.54	4757	2.54	266	10.5	0.81	40.48	414.26	11.4	
30/08/06	2.55.54	30/08/06 2.55	24.87	2.54	4752	2.54	266	10.5	0.81	40.47	414.25	11.3	
30/08/06	3.55.54	30/08/06 3.55	24.87	2.54	4754	2.54	266	10.5	0.81	40.47	414.25	11.4	
30/08/06	4.55.54	30/08/06 4.55	24.87	2.54	4755	2.54	266	10.5	0.81	40.47	414.25	11.4	
30/08/06	5.55.54	30/08/06 5.55	24.87	2.54	4754	2.54	266	10.5	0.81	40.47	414.25	11.4	
30/08/06	6.55.54	30/08/06 6.55	24.88	2.54	4751	2.54	265	10.4	0.8	40.47	414.25	11.3	
30/08/06	7.55.54	30/08/06 7.55	24.87	2.54	4755	2.54	265	10.3	0.79	40.49	414.27	11.3	
30/08/06	8.55.54	30/08/06 8.55	24.86	2.54	4753	2.54	266	10.4	0.8	40.5	414.28	11.4	
30/08/06	9.55.54	30/08/06 9.55	24.88	2.54	4757	2.54	266	10.4	0.8	40.5	414.28	11.4	
30/08/06	10.55.54	30/08/06 10.55	24.87	2.54	4755	2.54	265	10.3	0.79	40.52	414.3	11.4	
30/08/06	11.55.54	30/08/06 11.55	24.87	2.54	4754	2.54	265	10.5	0.81	40.52	414.3	11.3	
30/08/06	12.55.54	30/08/06 12.55	24.87	2.54	4751	2.54	265	10.4	0.8	40.53	414.31	11.3	
30/08/06	13.55.54	30/08/06 13.55	24.88	2.54	4752	2.54	265	10.3	0.79	40.53	414.31	11.3	
30/08/06	14.55.54	30/08/06 14.55	24.87	2.54	4754	2.54	265	10.5	0.81	40.53	414.31	11.3	
30/08/06	15.55.54	30/08/06 15.55	24.88	2.54	4755	2.54	265	10.4	0.8	40.53	414.31	11.3	
30/08/06	16.55.54	30/08/06 16.55	24.87	2.55	4752	2.54	265	10.2	0.79	40.53	414.31	11.3	
30/08/06	17.55.54	30/08/06 17.55	24.87	2.54	4754	2.54	265	10.2	0.79	40.53	414.31	11.3	
30/08/06	18.55.54	30/08/06 18.55	24.88	2.55	4751	2.54	265	10.3	0.79	40.55	414.33	11.3	
30/08/06	19.55.54	30/08/06 19.55	24.88	2.55	4751	2.54	265	10.3	0.79	40.56	414.34	11.4	
30/08/06	20.55.54	30/08/06 20.55	24.87	2.55	4752	2.54	265	10.4	0.8	40.57	414.35	11.3	
30/08/06	21.55.54	30/08/06 21.55	24.87	2.54	4748	2.54	265	10.2	0.79	40.57	414.35	11.3	
30/08/06	22.55.54	30/08/06 22.55	24.88	2.55	4749	2.54	265	10.3	0.79	40.57	414.35	11.3	
30/08/06	23.55.54	30/08/06 23.55	24.87	2.55	4752	2.54	265	10.3	0.79	40.57	414.35	11.3	
31/08/06	0.55.54	31/08/06 0.55	24.88	2.55	4752	2.54	265	10.4	0.8	40.58	414.36	11.4	
31/08/06	1.55.54	31/08/06 1.55	24.88	2.55	4751	2.54	265	10.2	0.79	40.59	414.37	11.3	
31/08/06	2.55.54	31/08/06 2.55	24.87	2.55	4749	2.54	265	10.3	0.79	40.58	414.36	11.3	
31/08/06	3.55.54	31/08/06 3.55	24.89	2.55	4748	2.54	265	10.3	0.79	40.58	414.36	11.3	
31/08/06	4.55.54	31/08/06 4.55	24.88	2.55	4754	2.54	265	10.4	0.8	40.58	414.36	11.3	
31/08/06	5.55.54	31/08/06 5.55	24.89	2.55	4743	2.53	265	10.3	0.79	40.58	414.36	11.3	
31/08/06	6.55.54	31/08/06 6.55	24.88	2.55	4749	2.54	265	10.2	0.79	40.59	414.37	11.3	
31/08/06	7.55.54	31/08/06 7.55	24.87	2.55	4746	2.54	265	10.3	0.79	40.59	414.37	11.3	
31/08/06	8.55.54	31/08/06 8.55	24.87	2.55	4745	2.53	265	10.3	0.79	40.6	414.38	11.3	
31/08/06	9.55.54	31/08/06 9.55	24.88	2.55	4750	2.54	265	10.3	0.79	40.61	414.39	11.3	
31/08/06	10.55.54	31/08/06 10.55	24.89	2.55	4747	2.54	265	10.3	0.79	40.6	414.38	11.4	
31/08/06	11.55.54	31/08/06 11.55	24.87	2.55	4744	2.53	265	10.2	0.79	40.61	414.39	11.3	
31/08/06	12.55.54	31/08/06 12.55	24.88	2.55	4747	2.54	265	10.1	0.78	40.6	414.38	11.3	
31/08/06	13.55.54	31/08/06 13.55	24.88	2.55	4747	2.54	265	10.3	0.79	40.6	414.38	11.3	
31/08/06	14.55.54	31/08/06 14.55	24.88	2.55	4747	2.54	265	10.1	0.78	40.6	414.38	11.3	
31/08/06	15.55.54	31/08/06 15.55	24.88	2.55	4750	2.54	265	10	0.77	40.61	414.39	11.3	
31/08/06	16.55.54	31/08/06 16.55	24.88	2.55	4748	2.54	265	10.2	0.79	40.6	414.38	11.2	
31/08/06	17.55.54	31/08/06 17.55	24.88	2.55	4748	2.54	265	10.1	0.78	40.59	414.37	11.2	

Pozzo Serpieri - Sonda profonda periodo 22-08-2006 - 04-10-2006

Data	Ora	Data completa	Temp	pH	EC	Sal	ORP	DO%	DO	Battente acqua	Quota	Batt	Livello statico misurato
DDMMYY	HHMMSS	DDMMYYHHMM	°C	Units	µS/cm	ppt	mV	Sat	mg/l	m	m slm	Volts	m slm
31/08/06	18.55.54	31/8/06 18.55	24.88	2.55	4748	2.54	265	10.1	0.78	40.6	414.38	11.2	
31/08/06	19.55.54	31/8/06 19.55	24.88	2.55	4745	2.53	265	10.1	0.78	40.59	414.37	11.3	
31/08/06	20.55.54	31/8/06 20.55	24.88	2.55	4747	2.54	265	10.1	0.78	40.6	414.38	11.2	
31/08/06	21.55.54	31/8/06 21.55	24.88	2.55	4745	2.53	265	10	0.77	40.6	414.38	11.2	
31/08/06	22.55.54	31/8/06 22.55	24.88	2.55	4744	2.53	265	10.1	0.78	40.61	414.39	11.2	
31/08/06	23.55.54	31/8/06 23.55	24.88	2.55	4745	2.53	265	10	0.77	40.61	414.39	11.3	
01/09/06	0.55.54	1/9/06 0.55	24.88	2.55	4745	2.53	265	10.2	0.79	40.61	414.39	11.3	
01/09/06	1.55.54	1/9/06 1.55	24.88	2.55	4742	2.53	265	10.1	0.78	40.61	414.39	11.3	
01/09/06	2.55.54	1/9/06 2.55	24.88	2.56	4744	2.53	265	10.1	0.78	40.61	414.39	11.3	
01/09/06	3.55.54	1/9/06 3.55	24.87	2.55	4747	2.54	265	10	0.77	40.61	414.39	11.3	
01/09/06	4.55.54	1/9/06 4.55	24.88	2.55	4744	2.53	265	10	0.77	40.6	414.38	11.3	
01/09/06	5.55.54	1/9/06 5.55	24.89	2.56	4741	2.53	264	10.1	0.78	40.61	414.39	11.3	
01/09/06	6.55.54	1/9/06 6.55	24.88	2.56	4742	2.53	264	9.9	0.76	40.6	414.38	11.2	
01/09/06	7.55.54	1/9/06 7.55	24.89	2.56	4743	2.53	264	10	0.77	40.61	414.39	11.2	
01/09/06	8.55.54	1/9/06 8.55	24.88	2.56	4744	2.53	264	9.9	0.76	40.61	414.39	11.3	
01/09/06	9.55.54	1/9/06 9.55	24.88	2.56	4745	2.53	264	10	0.77	40.61	414.39	11.3	
01/09/06	10.55.54	1/9/06 10.55	24.89	2.56	4740	2.53	264	10	0.77	40.61	414.39	11.3	
01/09/06	11.55.54	1/9/06 11.55	24.88	2.55	4742	2.53	265	9.9	0.76	40.6	414.38	11.2	
01/09/06	12.55.54	1/9/06 12.55	24.89	2.56	4741	2.53	264	9.9	0.76	40.61	414.39	11.3	
01/09/06	13.55.54	1/9/06 13.55	24.88	2.56	4741	2.53	264	9.8	0.76	40.6	414.38	11.2	
01/09/06	14.55.54	1/9/06 14.55	24.88	2.56	4741	2.53	264	9.8	0.76	40.59	414.37	11.3	
01/09/06	15.55.54	1/9/06 15.55	24.89	2.56	4739	2.53	264	9.8	0.76	40.59	414.37	11.2	
01/09/06	16.55.54	1/9/06 16.55	24.89	2.56	4738	2.53	264	9.7	0.75	40.59	414.37	11.3	
01/09/06	17.55.54	1/9/06 17.55	24.88	2.56	4740	2.53	265	9.9	0.76	40.59	414.37	11.2	
01/09/06	18.55.54	1/9/06 18.55	24.88	2.56	4739	2.53	265	9.8	0.76	40.59	414.37	11.2	
01/09/06	19.55.54	1/9/06 19.55	24.89	2.56	4740	2.53	265	9.8	0.76	40.59	414.37	11.2	
01/09/06	20.55.54	1/9/06 20.55	24.89	2.56	4738	2.53	265	9.8	0.76	40.6	414.38	11.3	
01/09/06	21.55.54	1/9/06 21.55	24.89	2.56	4741	2.53	265	9.9	0.76	40.59	414.37	11.2	
01/09/06	22.55.54	1/9/06 22.55	24.89	2.56	4737	2.53	264	9.7	0.75	40.6	414.38	11.2	
01/09/06	23.55.54	1/9/06 23.55	24.9	2.56	4739	2.53	264	9.9	0.76	40.59	414.37	11.2	
02/09/06	0.55.54	2/9/06 0.55	24.89	2.56	4740	2.53	264	9.9	0.76	40.59	414.37	11.2	
02/09/06	1.55.54	2/9/06 1.55	24.89	2.56	4740	2.53	265	9.8	0.76	40.59	414.37	11.3	
02/09/06	2.55.54	2/9/06 2.55	24.89	2.56	4737	2.53	264	9.7	0.75	40.59	414.37	11.2	
02/09/06	3.55.54	2/9/06 3.55	24.89	2.56	4741	2.53	264	9.9	0.76	40.58	414.36	11.2	
02/09/06	4.55.54	2/9/06 4.55	24.89	2.56	4737	2.53	264	9.6	0.74	40.58	414.36	11.2	
02/09/06	5.55.54	2/9/06 5.55	24.89	2.56	4741	2.53	264	9.8	0.76	40.59	414.37	11.2	
02/09/06	6.55.54	2/9/06 6.55	24.88	2.56	4740	2.53	264	9.7	0.76	40.59	414.37	11.3	
02/09/06	7.55.54	2/9/06 7.55	24.89	2.56	4737	2.53	264	9.8	0.76	40.58	414.36	11.2	
02/09/06	8.55.54	2/9/06 8.55	24.89	2.56	4738	2.53	264	9.7	0.75	40.58	414.36	11.2	
02/09/06	9.55.54	2/9/06 9.55	24.89	2.56	4738	2.53	264	9.8	0.76	40.59	414.37	11.2	
02/09/06	10.55.54	2/9/06 10.55	24.89	2.56	4735	2.53	264	9.7	0.75	40.58	414.36	11.2	
02/09/06	11.55.54	2/9/06 11.55	24.89	2.56	4738	2.53	264	9.7	0.75	40.59	414.37	11.2	
02/09/06	12.55.54	2/9/06 12.55	24.89	2.56	4737	2.53	264	9.6	0.75	40.58	414.36	11.2	
02/09/06	13.55.54	2/9/06 13.55	24.89	2.56	4738	2.53	264	9.9	0.75	40.58	414.36	11.2	
02/09/06	14.55.54	2/9/06 14.55	24.89	2.57	4738	2.53	264	9.8	0.76	40.57	414.35	11.2	
02/09/06	15.55.54	2/9/06 15.55	24.89	2.57	4735	2.53	264	9.7	0.75	40.58	414.36	11.2	
02/09/06	16.55.54	2/9/06 16.55	24.89	2.57	4737	2.53	264	9.7	0.75	40.58	414.36	11.2	
02/09/06	17.55.54	2/9/06 17.55	24.89	2.57	4734	2.53	264	9.6	0.74	40.57	414.35	11.1	
02/09/06	18.55.54	2/9/06 18.55	24.89	2.56	4735	2.53	264	9.7	0.75	40.57	414.35	11.2	
02/09/06	19.55.54	2/9/06 19.55	24.89	2.56	4737	2.53	264	9.8	0.76	40.58	414.36	11.2	
02/09/06	20.55.54	2/9/06 20.55	24.89	2.57	4735	2.53	264	9.7	0.75	40.57	414.35	11.1	
02/09/06	21.55.54	2/9/06 21.55	24.89	2.57	4737	2.53	264	9.7	0.75	40.59	414.37	11.2	
02/09/06	22.55.54	2/9/06 22.55	24.89	2.57	4737	2.53	264	9.6	0.75	40.58	414.36	11.2	
02/09/06	23.55.54	2/9/06 23.55	24.89	2.57	4738	2.53	264	9.6	0.76	40.59	414.37	11.2	
03/09/06	0.55.54	3/9/06 0.55	24.88	2.57	4737	2.53	264	9.8	0.76	40.57	414.35	11.2	
03/09/06	1.55.54	3/9/06 1.55	24.89	2.57	4734	2.53	264	9.6	0.74	40.58	414.36	11.1	

Pozzo Serpieri - Sonda profonda periodo 22-08-2006 - 04-10-2006

Data	Ora	Data completa	Temp	pH	EC	Sal	ORP	DO%	DO	Battente acqua	Quota	Batt	Livello statico misurato
DDMMYY	HHMMSS	DDMMYYHHMM	°C	Units	µS/cm	ppt	mV	Sat	mg/l	m	m slm	Volts	m slm
03/09/06	2.55.54	3/9/06 2.55	24.89	2.57	4733	2.53	264	9.6	0.74	40.57	414.35	11.1	
03/09/06	3.55.54	3/9/06 3.55	24.88	2.57	4740	2.53	264	9.6	0.74	40.57	414.35	11.2	
03/09/06	4.55.54	3/9/06 4.55	24.89	2.57	4733	2.53	264	9.7	0.76	40.58	414.36	11.1	
03/09/06	5.55.54	3/9/06 5.55	24.89	2.57	4734	2.53	264	9.6	0.74	40.58	414.36	11.2	
03/09/06	6.55.54	3/9/06 6.55	24.89	2.57	4733	2.53	264	9.8	0.76	40.58	414.36	11.2	
03/09/06	7.55.54	3/9/06 7.55	24.89	2.57	4734	2.53	264	9.7	0.75	40.58	414.36	11.2	
03/09/06	8.55.54	3/9/06 8.55	24.89	2.57	4734	2.53	264	9.8	0.76	40.58	414.36	11.1	
03/09/06	9.55.54	3/9/06 9.55	24.89	2.57	4731	2.53	264	9.7	0.75	40.58	414.36	11.1	
03/09/06	10.55.54	3/9/06 10.55	24.89	2.57	4731	2.53	264	9.6	0.74	40.59	414.37	11.2	
03/09/06	11.55.54	3/9/06 11.55	24.89	2.57	4731	2.53	264	9.7	0.75	40.6	414.38	11.1	
03/09/06	12.55.54	3/9/06 12.55	24.89	2.57	4737	2.53	264	9.7	0.75	40.59	414.37	11.1	
03/09/06	13.55.54	3/9/06 13.55	24.89	2.57	4733	2.53	264	9.7	0.75	40.6	414.38	11.2	
03/09/06	14.55.54	3/9/06 14.55	24.88	2.57	4734	2.53	264	9.6	0.75	40.59	414.37	11.1	
03/09/06	15.55.54	3/9/06 15.55	24.89	2.57	4731	2.53	264	9.6	0.74	40.6	414.38	11.1	
03/09/06	16.55.54	3/9/06 16.55	24.89	2.57	4735	2.53	264	9.6	0.74	40.6	414.38	11.1	
03/09/06	17.55.54	3/9/06 17.55	24.89	2.57	4733	2.53	264	9.6	0.74	40.59	414.37	11.1	
03/09/06	18.55.54	3/9/06 18.55	24.89	2.57	4735	2.53	264	9.6	0.74	40.6	414.38	11.1	
03/09/06	19.55.54	3/9/06 19.55	24.89	2.57	4733	2.53	264	9.6	0.74	40.6	414.38	11.1	
03/09/06	20.55.54	3/9/06 20.55	24.9	2.58	4730	2.53	264	9.5	0.73	40.61	414.39	11.1	
03/09/06	21.55.54	3/9/06 21.55	24.9	2.57	4730	2.53	264	9.6	0.74	40.62	414.4	11.1	
03/09/06	22.55.54	3/9/06 22.55	24.89	2.57	4731	2.53	264	9.6	0.74	40.61	414.39	11.1	
03/09/06	23.55.54	3/9/06 23.55	24.9	2.57	4730	2.53	264	9.6	0.74	40.63	414.41	11.1	
04/09/06	0.55.54	4/9/06 0.55	24.89	2.57	4731	2.53	264	9.5	0.73	40.61	414.39	11.1	
04/09/06	1.55.54	4/9/06 1.55	24.89	2.57	4731	2.53	264	9.6	0.74	40.62	414.4	11.1	
04/09/06	2.55.54	4/9/06 2.55	24.89	2.58	4733	2.53	264	9.6	0.74	40.62	414.4	11.1	
04/09/06	3.55.54	4/9/06 3.55	24.9	2.58	4730	2.53	264	9.5	0.73	40.62	414.4	11.1	
04/09/06	4.55.54	4/9/06 4.55	24.89	2.58	4733	2.53	264	9.6	0.74	40.62	414.4	11.1	
04/09/06	5.55.54	4/9/06 5.55	24.9	2.58	4728	2.53	264	9.5	0.73	40.61	414.39	11.2	
04/09/06	6.55.54	4/9/06 6.55	24.89	2.57	4731	2.53	264	9.5	0.73	40.61	414.39	11.1	
04/09/06	7.55.54	4/9/06 7.55	24.89	2.58	4727	2.52	264	9.5	0.73	40.62	414.4	11.1	
04/09/06	8.55.54	4/9/06 8.55	24.89	2.58	4730	2.53	264	9.6	0.74	40.63	414.41	11.1	
04/09/06	9.55.54	4/9/06 9.55	24.89	2.58	4730	2.53	263	9.4	0.72	40.62	414.4	11.1	
04/09/06	10.55.54	4/9/06 10.55	24.9	2.58	4726	2.52	263	9.4	0.72	40.63	414.41	11.1	
04/09/06	11.55.54	4/9/06 11.55	24.89	2.58	4727	2.52	264	9.4	0.72	40.63	414.41	11.1	
04/09/06	12.55.54	4/9/06 12.55	24.9	2.58	4728	2.53	264	9.6	0.74	40.62	414.4	11.1	
04/09/06	13.55.54	4/9/06 13.55	24.89	2.58	4730	2.53	263	9.5	0.73	40.62	414.4	11.1	
04/09/06	14.55.54	4/9/06 14.55	24.89	2.58	4728	2.52	264	9.5	0.73	40.61	414.39	11.1	
04/09/06	15.55.54	4/9/06 15.55	24.9	2.58	4728	2.53	263	9.4	0.72	40.62	414.4	11.1	
04/09/06	16.55.54	4/9/06 16.55	24.89	2.58	4727	2.52	264	9.4	0.72	40.62	414.4	11.1	
04/09/06	17.55.54	4/9/06 17.55	24.9	2.58	4728	2.53	263	9.3	0.72	40.61	414.39	11.1	
04/09/06	18.55.54	4/9/06 18.55	24.9	2.58	4724	2.52	263	9.4	0.72	40.61	414.39	11.1	
04/09/06	19.55.54	4/9/06 19.55	24.89	2.58	4727	2.52	263	9.4	0.72	40.62	414.4	11.1	
04/09/06	20.55.54	4/9/06 20.55	24.89	2.58	4727	2.52	263	9.3	0.72	40.62	414.4	11.1	
04/09/06	21.55.54	4/9/06 21.55	24.9	2.58	4726	2.52	263	9.4	0.72	40.61	414.39	11.1	
04/09/06	22.55.54	4/9/06 22.55	24.89	2.58	4727	2.52	263	9.5	0.73	40.62	414.4	11.1	
04/09/06	23.55.54	4/9/06 23.55	24.89	2.58	4725	2.52	263	9.4	0.72	40.62	414.4	11.1	
05/09/06	0.55.54	5/9/06 0.55	24.89	2.58	4723	2.52	263	9.3	0.72	40.61	414.39	11.1	
05/09/06	1.55.54	5/9/06 1.55	24.9	2.58	4725	2.52	263	9.4	0.72	40.6	414.38	11.1	
05/09/06	2.55.54	5/9/06 2.55	24.9	2.58	4724	2.52	263	9.5	0.73	40.61	414.39	11.1	
05/09/06	3.55.54	5/9/06 3.55	24.89	2.58	4725	2.52	263	9.3	0.72	40.61	414.39	11.1	
05/09/06	4.55.54	5/9/06 4.55	24.9	2.58	4727	2.52	263	9.3	0.72	40.6	414.38	11.1	
05/09/06	5.55.54	5/9/06 5.55	24.9	2.58	4726	2.52	263	9.3	0.72	40.61	414.39	11.1	
05/09/06	6.55.54	5/9/06 6.55	24.9	2.58	4723	2.52	263	9.3	0.72	40.6	414.38	11.1	
05/09/06	7.55.54	5/9/06 7.55	24.89	2.58	4726	2.52	263	9.2	0.71	40.61	414.39	11.1	
05/09/06	8.55.54	5/9/06 8.55	24.89	2.58	4727	2.52	263	9.3	0.72	40.6	414.38	11.1	
05/09/06	9.55.54	5/9/06 9.55	24.89	2.58	4726	2.52	263	9.3	0.72	40.62	414.4	11.1	

Pozzo Serpieri - Sonda profonda periodo 22-08-2006 - 04-10-2006

Data	Ora	Data completa	Temp	pH	EC	Sal	ORP	DO%	DO	Battente acqua	Quota	Batt	Livello statico misurato
DDMMYY	HHMMSS	DDMMYYHHMM	°C	Units	µS/cm	ppt	mV	Sat	mg/l	m	m slm	Volts	m slm
05/09/06	10.55.54	5/9/06 10.55	24.91	2.58	4726	2.52	263	9.3	0.72	40.61	414.39	11.1	
05/09/06	11.55.54	5/9/06 11.55	24.9	2.59	4723	2.52	263	9.3	0.72	40.61	414.39	11.1	
05/09/06	12.55.54	5/9/06 12.55	24.9	2.58	4724	2.52	263	9.3	0.72	40.6	414.38	11.1	
05/09/06	13.55.54	5/9/06 13.55	24.9	2.58	4726	2.52	263	9.2	0.71	40.59	414.37	11.1	
05/09/06	14.55.54	5/9/06 14.55	24.9	2.59	4724	2.52	263	9.2	0.71	40.6	414.38	11.1	
05/09/06	15.55.54	5/9/06 15.55	24.9	2.58	4726	2.52	263	9.2	0.71	40.58	414.36	11.1	
05/09/06	16.55.54	5/9/06 16.55	24.89	2.58	4722	2.52	263	9.1	0.7	40.59	414.37	11.1	
05/09/06	17.55.54	5/9/06 17.55	24.9	2.59	4721	2.52	263	9	0.7	40.58	414.36	11.1	
05/09/06	18.55.54	5/9/06 18.55	24.9	2.59	4723	2.52	263	9.2	0.71	40.57	414.35	11.1	
05/09/06	19.55.54	5/9/06 19.55	24.9	2.59	4720	2.52	263	9	0.7	40.58	414.36	11.1	
05/09/06	20.55.54	5/9/06 20.55	24.9	2.59	4721	2.52	263	9.1	0.7	40.58	414.36	11.1	
05/09/06	21.55.54	5/9/06 21.55	24.9	2.59	4723	2.52	263	9.2	0.71	40.59	414.37	11.1	
05/09/06	22.55.54	5/9/06 22.55	24.9	2.59	4723	2.52	263	9.2	0.71	40.59	414.37	11.1	
05/09/06	23.55.54	5/9/06 23.55	24.9	2.59	4724	2.52	263	9.1	0.7	40.59	414.37	11.1	
06/09/06	0.55.54	6/9/06 0.55	24.89	2.59	4721	2.52	263	9.2	0.71	40.58	414.36	11.1	
06/09/06	1.55.54	6/9/06 1.55	24.9	2.59	4718	2.52	263	9.1	0.7	40.58	414.36	11.1	
06/09/06	2.55.54	6/9/06 2.55	24.9	2.59	4720	2.52	263	9.2	0.71	40.57	414.35	11.1	
06/09/06	3.55.54	6/9/06 3.55	24.9	2.59	4723	2.52	263	9.1	0.7	40.58	414.36	11.1	
06/09/06	4.55.54	6/9/06 4.55	24.9	2.59	4718	2.52	263	9	0.7	40.58	414.36	11.1	
06/09/06	5.55.54	6/9/06 5.55	24.9	2.59	4721	2.52	263	9.2	0.71	40.57	414.35	11.1	
06/09/06	6.55.54	6/9/06 6.55	24.9	2.59	4718	2.52	263	9	0.7	40.57	414.35	11.1	
06/09/06	7.55.54	6/9/06 7.55	24.89	2.59	4721	2.52	263	9.1	0.7	40.57	414.35	11.1	
06/09/06	8.55.54	6/9/06 8.55	24.89	2.59	4723	2.52	263	9	0.7	40.57	414.35	11	
06/09/06	9.55.54	6/9/06 9.55	24.9	2.59	4717	2.52	263	9	0.7	40.58	414.36	11.1	
06/09/06	10.55.54	6/9/06 10.55	24.9	2.59	4720	2.52	263	9.1	0.7	40.58	414.36	11	
06/09/06	11.55.54	6/9/06 11.55	24.89	2.59	4717	2.52	263	9	0.7	40.57	414.35	11.1	
06/09/06	12.55.54	6/9/06 12.55	24.9	2.59	4720	2.52	263	9	0.7	40.56	414.34	11	
06/09/06	13.55.54	6/9/06 13.55	24.9	2.59	4717	2.52	263	9.1	0.7	40.55	414.33	11.1	
06/09/06	14.55.54	6/9/06 14.55	24.89	2.59	4720	2.52	263	8.9	0.69	40.56	414.34	11	
06/09/06	15.55.54	6/9/06 15.55	24.91	2.59	4720	2.52	263	8.8	0.68	40.56	414.34	11.1	
06/09/06	16.55.54	6/9/06 16.55	24.9	2.59	4720	2.52	263	8.9	0.69	40.56	414.34	11	
06/09/06	17.55.54	6/9/06 17.55	24.9	2.59	4720	2.52	263	8.9	0.69	40.55	414.33	11	
06/09/06	18.55.54	6/9/06 18.55	24.9	2.59	4718	2.52	263	9	0.7	40.56	414.34	11.1	
06/09/06	19.55.54	6/9/06 19.55	24.91	2.6	4714	2.52	262	8.8	0.68	40.55	414.33	11	
06/09/06	20.55.54	6/9/06 20.55	24.9	2.6	4717	2.52	263	8.8	0.68	40.55	414.33	11.1	
06/09/06	21.55.54	6/9/06 21.55	24.9	2.59	4717	2.52	263	8.8	0.67	40.56	414.34	11.1	
06/09/06	22.55.54	6/9/06 22.55	24.89	2.59	4718	2.52	263	8.8	0.68	40.56	414.34	11.1	
06/09/06	23.55.54	6/9/06 23.55	24.9	2.59	4720	2.52	263	8.9	0.69	40.56	414.34	11	
07/09/06	0.55.54	7/9/06 0.55	24.91	2.6	4715	2.52	262	9	0.7	40.55	414.33	11	
07/09/06	1.55.54	7/9/06 1.55	24.9	2.6	4717	2.52	262	8.8	0.68	40.56	414.34	11	
07/09/06	2.55.54	7/9/06 2.55	24.9	2.59	4717	2.52	263	8.8	0.68	40.55	414.33	11	
07/09/06	3.55.54	7/9/06 3.55	24.9	2.6	4716	2.52	263	8.8	0.68	40.53	414.31	11	
07/09/06	4.55.54	7/9/06 4.55	24.9	2.6	4714	2.52	262	8.8	0.67	40.54	414.32	11	
07/09/06	5.55.54	7/9/06 5.55	24.91	2.6	4716	2.52	262	8.8	0.67	40.54	414.32	11	
07/09/06	6.55.54	7/9/06 6.55	24.91	2.6	4711	2.52	262	8.9	0.69	40.54	414.32	11	
07/09/06	7.55.54	7/9/06 7.55	24.91	2.6	4716	2.52	262	8.8	0.67	40.55	414.33	11	
07/09/06	8.55.54	7/9/06 8.55	24.91	2.6	4716	2.52	262	8.8	0.68	40.54	414.32	11	
07/09/06	9.55.54	7/9/06 9.55	24.9	2.6	4717	2.52	262	8.8	0.68	40.53	414.31	11.1	
07/09/06	10.55.54	7/9/06 10.55	24.9	2.6	4713	2.52	262	8.8	0.67	40.54	414.32	11	
07/09/06	11.55.54	7/9/06 11.55	24.9	2.6	4714	2.52	262	8.8	0.67	40.54	414.32	11	
07/09/06	12.55.54	7/9/06 12.55	24.91	2.6	4713	2.52	262	8.8	0.68	40.54	414.32	11.1	
07/09/06	13.55.54	7/9/06 13.55	24.91	2.6	4713	2.52	262	8.8	0.67	40.54	414.32	11	
07/09/06	14.55.54	7/9/06 14.55	24.9	2.6	4714	2.52	263	8.8	0.67	40.54	414.32	11	
07/09/06	15.55.54	7/9/06 15.55	24.9	2.6	4714	2.52	262	8.8	0.67	40.53	414.31	11	
07/09/06	16.55.54	7/9/06 16.55	24.91	2.6	4714	2.52	262	8.8	0.67	40.53	414.31	11	
07/09/06	17.55.54	7/9/06 17.55	24.91	2.6	4714	2.52	262	8.8	0.68	40.53	414.31	11	

Pozzo Serpieri - Sonda profonda periodo 22-08-2006 - 04-10-2006

Data	Ora	Data completa	Temp	pH	EC	Sal	ORP	DO%	DO	Battente acqua	Quota	Batt	Livello statico misurato
DDMMYY	HHMMSS	DDMMYYHHMM	°C	Units	µS/cm	ppt	mV	Sat	mg/l	m	m slm	Volts	m slm
07/09/06	18.55.54	7/9/06 18.55	24.91	2.6	4715	2.52	262	8.7	0.67	40.53	414.31	11	
07/09/06	19.55.54	7/9/06 19.55	24.91	2.6	4716	2.52	262	8.9	0.69	40.52	414.3	11	
07/09/06	20.55.54	7/9/06 20.55	24.91	2.6	4710	2.51	262	8.7	0.67	40.53	414.31	11	
07/09/06	21.55.54	7/9/06 21.55	24.9	2.6	4710	2.51	262	8.7	0.67	40.54	414.32	11	
07/09/06	22.55.54	7/9/06 22.55	24.9	2.6	4712	2.52	262	8.8	0.67	40.54	414.32	11	
07/09/06	23.55.54	7/9/06 23.55	24.9	2.6	4713	2.52	262	8.7	0.67	40.53	414.31	11	
08/09/06	0.55.54	8/9/06 0.55	24.9	2.6	4714	2.52	262	8.8	0.67	40.53	414.31	10.9	
08/09/06	1.55.54	8/9/06 1.55	24.9	2.6	4711	2.52	262	8.6	0.66	40.52	414.3	11	
08/09/06	2.55.54	8/9/06 2.55	24.91	2.6	4714	2.52	262	8.6	0.66	40.53	414.31	10.9	
08/09/06	3.55.54	8/9/06 3.55	24.91	2.6	4711	2.52	262	8.6	0.66	40.53	414.31	11	
08/09/06	4.55.54	8/9/06 4.55	24.91	2.6	4707	2.51	262	8.5	0.65	40.53	414.31	11	
08/09/06	5.55.54	8/9/06 5.55	24.91	2.6	4710	2.51	262	8.7	0.67	40.53	414.31	10.9	
08/09/06	6.55.54	8/9/06 6.55	24.9	2.6	4711	2.52	262	8.8	0.67	40.52	414.3	11	
08/09/06	7.55.54	8/9/06 7.55	24.91	2.6	4709	2.51	262	8.6	0.66	40.52	414.3	10.9	
08/09/06	8.55.54	8/9/06 8.55	24.91	2.6	4711	2.52	262	8.7	0.67	40.53	414.31	11	
08/09/06	9.55.54	8/9/06 9.55	24.91	2.61	4709	2.51	262	8.7	0.67	40.53	414.31	11	
08/09/06	10.55.54	8/9/06 10.55	24.91	2.6	4708	2.51	262	8.6	0.66	40.54	414.32	11	
08/09/06	11.55.54	8/9/06 11.55	24.9	2.61	4708	2.51	262	8.7	0.67	40.53	414.31	10.9	
08/09/06	12.55.54	8/9/06 12.55	24.92	2.61	4707	2.51	262	8.6	0.66	40.54	414.32	10.9	
08/09/06	13.55.54	8/9/06 13.55	24.9	2.6	4713	2.52	262	8.6	0.66	40.54	414.32	11	
08/09/06	14.55.54	8/9/06 14.55	24.91	2.61	4710	2.51	262	8.5	0.65	40.53	414.31	11	
08/09/06	15.55.54	8/9/06 15.55	24.91	2.61	4709	2.51	262	8.7	0.67	40.52	414.3	11	
08/09/06	16.55.54	8/9/06 16.55	24.91	2.61	4709	2.51	262	8.7	0.67	40.53	414.31	11	
08/09/06	17.55.54	8/9/06 17.55	24.91	2.6	4710	2.51	262	8.7	0.67	40.53	414.31	11	
08/09/06	18.55.54	8/9/06 18.55	24.91	2.61	4707	2.51	262	8.4	0.65	40.53	414.31	11	
08/09/06	19.55.54	8/9/06 19.55	24.91	2.61	4709	2.51	262	8.6	0.66	40.52	414.3	11	
08/09/06	20.55.54	8/9/06 20.55	24.91	2.61	4707	2.51	262	8.6	0.66	40.52	414.3	10.9	
08/09/06	21.55.54	8/9/06 21.55	24.91	2.61	4707	2.51	262	8.5	0.65	40.54	414.32	11	
08/09/06	22.55.54	8/9/06 22.55	24.91	2.61	4704	2.51	262	8.4	0.65	40.54	414.32	10.9	
08/09/06	23.55.54	8/9/06 23.55	24.91	2.61	4708	2.51	262	8.6	0.66	40.55	414.33	11	
09/09/06	0.55.54	9/9/06 0.55	24.9	2.61	4708	2.51	262	8.4	0.65	40.54	414.32	11	
09/09/06	1.55.54	9/9/06 1.55	24.91	2.61	4709	2.51	262	8.4	0.65	40.54	414.32	10.9	
09/09/06	2.55.54	9/9/06 2.55	24.91	2.61	4708	2.51	262	8.5	0.65	40.55	414.33	10.9	
09/09/06	3.55.54	9/9/06 3.55	24.91	2.61	4704	2.51	262	8.5	0.65	40.54	414.32	10.9	
09/09/06	4.55.54	9/9/06 4.55	24.91	2.61	4707	2.51	262	8.4	0.65	40.55	414.33	10.9	
09/09/06	5.55.54	9/9/06 5.55	24.9	2.61	4708	2.51	262	8.5	0.65	40.55	414.33	10.9	
09/09/06	6.55.54	9/9/06 6.55	24.91	2.61	4704	2.51	262	8.4	0.65	40.55	414.33	10.9	
09/09/06	7.55.54	9/9/06 7.55	24.91	2.61	4707	2.51	262	8.3	0.64	40.54	414.32	11	
09/09/06	8.55.54	9/9/06 8.55	24.91	2.61	4708	2.51	262	8.4	0.65	40.56	414.34	10.9	
09/09/06	9.55.54	9/9/06 9.55	24.91	2.61	4707	2.51	262	8.4	0.65	40.55	414.33	11	
09/09/06	10.55.54	9/9/06 10.55	24.91	2.61	4706	2.51	262	8.5	0.65	40.57	414.35	10.9	
09/09/06	11.55.54	9/9/06 11.55	24.91	2.61	4707	2.51	262	8.4	0.65	40.57	414.35	10.9	
09/09/06	12.55.54	9/9/06 12.55	24.91	2.61	4706	2.51	262	8.3	0.64	40.56	414.34	10.9	
09/09/06	13.55.54	9/9/06 13.55	24.92	2.61	4702	2.51	262	8.4	0.65	40.56	414.34	10.9	
09/09/06	14.55.54	9/9/06 14.55	24.92	2.61	4706	2.51	262	8.4	0.65	40.56	414.34	10.9	
09/09/06	15.55.54	9/9/06 15.55	24.92	2.61	4704	2.51	262	8.4	0.65	40.56	414.34	10.9	
09/09/06	16.55.54	9/9/06 16.55	24.92	2.61	4703	2.51	262	8.4	0.65	40.56	414.34	10.9	
09/09/06	17.55.54	9/9/06 17.55	24.92	2.61	4702	2.51	262	8.4	0.65	40.56	414.34	10.9	
09/09/06	18.55.54	9/9/06 18.55	24.91	2.61	4701	2.51	262	8.4	0.65	40.57	414.35	10.9	
09/09/06	19.55.54	9/9/06 19.55	24.91	2.61	4703	2.51	262	8.4	0.65	40.55	414.33	10.9	
09/09/06	20.55.54	9/9/06 20.55	24.92	2.61	4701	2.51	262	8.2	0.63	40.56	414.34	10.9	
09/09/06	21.55.54	9/9/06 21.55	24.91	2.61	4706	2.51	262	8.3	0.64	40.57	414.35	10.9	
09/09/06	22.55.54	9/9/06 22.55	24.91	2.61	4706	2.51	262	8.2	0.63	40.57	414.35	10.9	
09/09/06	23.55.54	9/9/06 23.55	24.92	2.62	4703	2.51	261	8.3	0.64	40.57	414.35	10.9	
10/09/06	0.55.54	10/9/06 0.55	24.91	2.61	4701	2.51	262	8.2	0.63	40.57	414.35	10.9	
10/09/06	1.55.54	10/9/06 1.55	24.92	2.62	4704	2.51	262	8.2	0.63	40.57	414.35	10.9	

Pozzo Serpieri - Sonda profonda periodo 22-08-2006 - 04-10-2006

Data	Ora	Data completa	Temp	pH	EC	Sal	ORP	DO%	DO	Battente acqua	Quota	Batt	Livello statico misurato
DDMMYY	HHMMSS	DDMMYYHHMM	°C	Units	µS/cm	ppt	mV	Sat	mg/l	m	m slm	Volts	m slm
10/09/06	2.55.54	10/9/06 2.55	24.92	2.61	4703	2.51	262	8.2	0.63	40.57	414.35	10.9	
10/09/06	3.55.54	10/9/06 3.55	24.92	2.62	4702	2.51	261	8.3	0.64	40.56	414.34	10.8	
10/09/06	4.55.54	10/9/06 4.55	24.92	2.62	4700	2.51	261	8.2	0.63	40.57	414.35	10.9	
10/09/06	5.55.54	10/9/06 5.55	24.91	2.62	4700	2.51	262	8.2	0.63	40.56	414.34	10.8	
10/09/06	6.55.54	10/9/06 6.55	24.92	2.62	4700	2.51	262	8.2	0.63	40.58	414.36	10.9	
10/09/06	7.55.54	10/9/06 7.55	24.92	2.62	4704	2.51	262	8.2	0.63	40.57	414.35	10.9	
10/09/06	8.55.54	10/9/06 8.55	24.92	2.62	4700	2.51	262	8.2	0.63	40.58	414.36	10.8	
10/09/06	9.55.54	10/9/06 9.55	24.92	2.62	4703	2.51	261	8.1	0.63	40.58	414.36	10.9	
10/09/06	10.55.54	10/9/06 10.55	24.92	2.62	4699	2.51	262	8.2	0.63	40.59	414.37	10.9	
10/09/06	11.55.54	10/9/06 11.55	24.92	2.62	4700	2.51	261	8	0.62	40.59	414.37	10.8	
10/09/06	12.55.54	10/9/06 12.55	24.92	2.62	4703	2.51	261	8.3	0.64	40.57	414.35	10.8	
10/09/06	13.55.54	10/9/06 13.55	24.92	2.62	4699	2.51	261	8.1	0.63	40.58	414.36	10.9	
10/09/06	14.55.54	10/9/06 14.55	24.92	2.62	4700	2.51	261	8.3	0.64	40.57	414.35	10.9	
10/09/06	15.55.54	10/9/06 15.55	24.92	2.62	4700	2.51	261	8.1	0.63	40.56	414.34	10.8	
10/09/06	16.55.54	10/9/06 16.55	24.92	2.62	4700	2.51	261	8.2	0.63	40.56	414.34	10.9	
10/09/06	17.55.54	10/9/06 17.55	24.92	2.62	4697	2.51	261	8.2	0.63	40.57	414.35	10.8	
10/09/06	18.55.54	10/9/06 18.55	24.92	2.62	4702	2.51	261	8.2	0.63	40.56	414.34	10.8	
10/09/06	19.55.54	10/9/06 19.55	24.92	2.62	4699	2.51	261	8.2	0.63	40.58	414.36	10.8	
10/09/06	20.55.54	10/9/06 20.55	24.91	2.62	4699	2.51	261	8.2	0.63	40.56	414.34	10.9	
10/09/06	21.55.54	10/9/06 21.55	24.92	2.62	4700	2.51	261	8	0.62	40.58	414.36	10.8	
10/09/06	22.55.54	10/9/06 22.55	24.92	2.62	4697	2.51	261	8	0.62	40.58	414.36	10.8	
10/09/06	23.55.54	10/9/06 23.55	24.92	2.62	4699	2.51	261	8.1	0.63	40.58	414.36	10.9	
11/09/06	0.55.54	11/9/06 0.55	24.91	2.62	4700	2.51	261	8	0.62	40.56	414.34	10.8	
11/09/06	1.55.54	11/9/06 1.55	24.92	2.62	4697	2.51	261	8	0.62	40.58	414.36	10.9	
11/09/06	2.55.54	11/9/06 2.55	24.92	2.62	4696	2.51	261	8	0.62	40.58	414.36	10.8	
11/09/06	3.55.54	11/9/06 3.55	24.92	2.62	4702	2.51	261	8.1	0.63	40.56	414.34	10.9	
11/09/06	4.55.54	11/9/06 4.55	24.92	2.62	4699	2.51	261	8	0.62	40.57	414.35	10.8	
11/09/06	5.55.54	11/9/06 5.55	24.92	2.62	4697	2.51	261	8	0.62	40.57	414.35	10.8	
11/09/06	6.55.54	11/9/06 6.55	24.92	2.62	4696	2.51	261	8	0.62	40.58	414.36	10.8	
11/09/06	7.55.54	11/9/06 7.55	24.92	2.62	4697	2.51	261	8.2	0.63	40.56	414.34	10.8	
11/09/06	8.55.54	11/9/06 8.55	24.91	2.62	4696	2.51	261	7.9	0.61	40.57	414.35	10.8	
11/09/06	9.55.54	11/9/06 9.55	24.92	2.63	4698	2.51	261	7.9	0.61	40.57	414.35	10.8	
11/09/06	10.55.54	11/9/06 10.55	24.92	2.63	4697	2.51	261	8.1	0.63	40.57	414.35	10.8	
11/09/06	11.55.54	11/9/06 11.55	24.92	2.62	4697	2.51	261	7.9	0.61	40.57	414.35	10.8	
11/09/06	12.55.54	11/9/06 12.55	24.92	2.62	4694	2.51	261	8	0.62	40.56	414.34	10.8	
11/09/06	13.55.54	11/9/06 13.55	24.92	2.62	4695	2.51	261	8	0.62	40.57	414.35	10.8	
11/09/06	14.55.54	11/9/06 14.55	24.91	2.62	4698	2.51	261	7.9	0.61	40.55	414.33	10.8	
11/09/06	15.55.54	11/9/06 15.55	24.93	2.63	4693	2.51	261	8	0.62	40.55	414.33	10.8	
11/09/06	16.55.54	11/9/06 16.55	24.92	2.63	4693	2.5	261	8	0.62	40.54	414.32	10.8	
11/09/06	17.55.54	11/9/06 17.55	24.92	2.63	4697	2.51	261	8	0.62	40.54	414.32	10.8	
11/09/06	18.55.54	11/9/06 18.55	24.93	2.63	4693	2.5	261	7.9	0.61	40.55	414.33	10.8	
11/09/06	19.55.54	11/9/06 19.55	24.92	2.63	4694	2.51	261	7.9	0.61	40.55	414.33	10.8	
11/09/06	20.55.54	11/9/06 20.55	24.92	2.63	4696	2.51	261	8	0.62	40.55	414.33	10.8	
11/09/06	21.55.54	11/9/06 21.55	24.93	2.63	4692	2.5	261	7.9	0.61	40.55	414.33	10.8	
11/09/06	22.55.54	11/9/06 22.55	24.92	2.63	4694	2.51	261	7.9	0.61	40.55	414.33	10.8	
11/09/06	23.55.54	11/9/06 23.55	24.92	2.63	4694	2.51	261	7.9	0.61	40.55	414.33	10.8	
12/09/06	0.55.54	12/9/06 0.55	24.92	2.63	4696	2.51	261	7.9	0.61	40.55	414.33	10.8	
12/09/06	1.55.54	12/9/06 1.55	24.92	2.63	4696	2.51	261	7.8	0.6	40.55	414.33	10.8	
12/09/06	2.55.54	12/9/06 2.55	24.92	2.63	4694	2.51	261	7.9	0.61	40.54	414.32	10.8	
12/09/06	3.55.54	12/9/06 3.55	24.92	2.63	4693	2.5	261	8	0.62	40.55	414.33	10.8	
12/09/06	4.55.54	12/9/06 4.55	24.92	2.63	4692	2.5	261	8	0.62	40.53	414.31	10.8	
12/09/06	5.55.54	12/9/06 5.55	24.93	2.63	4692	2.5	261	7.9	0.61	40.55	414.33	10.8	
12/09/06	6.55.54	12/9/06 6.55	24.93	2.63	4695	2.51	261	7.9	0.61	40.54	414.32	10.8	
12/09/06	7.55.54	12/9/06 7.55	24.92	2.63	4693	2.5	261	7.8	0.6	40.54	414.32	10.8	
12/09/06	8.55.54	12/9/06 8.55	24.92	2.63	4692	2.5	261	7.9	0.61	40.54	414.32	10.8	
12/09/06	9.55.54	12/9/06 9.55	24.93	2.63	4695	2.51	261	7.9	0.61	40.55	414.33	10.8	

Pozzo Serpieri - Sonda profonda periodo 22-08-2006 - 04-10-2006

Data	Ora	Data completa	Temp	pH	EC	Sal	ORP	DO%	DO	Battente acqua	Quota	Batt	Livello statico misurato
DDMMYY	HHMMSS	DDMMYYHHMM	°C	Units	µS/cm	ppt	mV	Sat	mg/l	m	m slm	Volts	m slm
12/09/06	10.55.54	12/9/06 10.55	24.92	2.63	4696	2.51	261	7.8	0.6	40.54	414.32	10.8	
12/09/06	11.55.54	12/9/06 11.55	24.92	2.63	4693	2.5	261	7.9	0.61	40.54	414.32	10.8	
12/09/06	12.55.54	12/9/06 12.55	24.92	2.63	4693	2.5	261	7.8	0.6	40.54	414.32	10.8	
12/09/06	13.55.54	12/9/06 13.55	24.92	2.63	4690	2.5	261	7.8	0.6	40.54	414.32	10.8	
12/09/06	14.55.54	12/9/06 14.55	24.92	2.63	4695	2.51	261	7.8	0.6	40.53	414.31	10.8	
12/09/06	15.55.54	12/9/06 15.55	24.92	2.63	4692	2.5	261	7.8	0.6	40.53	414.31	10.8	
12/09/06	16.55.54	12/9/06 16.55	24.92	2.63	4694	2.51	261	7.8	0.6	40.54	414.32	10.8	
12/09/06	17.55.54	12/9/06 17.55	24.93	2.63	4690	2.5	261	7.8	0.6	40.52	414.3	10.8	
12/09/06	18.55.54	12/9/06 18.55	24.92	2.63	4690	2.5	261	7.8	0.6	40.53	414.31	10.8	
12/09/06	19.55.54	12/9/06 19.55	24.93	2.63	4687	2.5	261	7.7	0.59	40.53	414.31	10.8	
12/09/06	20.55.54	12/9/06 20.55	24.92	2.63	4695	2.51	261	7.7	0.59	40.53	414.31	10.8	
12/09/06	21.55.54	12/9/06 21.55	24.92	2.63	4691	2.5	261	7.8	0.6	40.54	414.32	10.8	
12/09/06	22.55.54	12/9/06 22.55	24.92	2.63	4689	2.5	261	7.8	0.6	40.52	414.3	10.8	
12/09/06	23.55.54	12/9/06 23.55	24.92	2.63	4690	2.5	261	7.6	0.59	40.54	414.32	10.8	
13/09/06	0.55.54	13/9/06 0.55	24.93	2.63	4692	2.5	261	7.7	0.59	40.54	414.32	10.8	
13/09/06	1.55.54	13/9/06 1.55	24.92	2.63	4690	2.5	261	7.6	0.59	40.53	414.31	10.8	
13/09/06	2.55.54	13/9/06 2.55	24.93	2.63	4690	2.5	261	7.7	0.59	40.53	414.31	10.8	
13/09/06	3.55.54	13/9/06 3.55	24.93	2.63	4690	2.5	261	7.7	0.59	40.53	414.31	10.8	
13/09/06	4.55.54	13/9/06 4.55	24.92	2.64	4690	2.5	260	7.7	0.59	40.53	414.31	10.8	
13/09/06	5.55.54	13/9/06 5.55	24.93	2.64	4687	2.5	260	7.6	0.59	40.51	414.29	10.8	
13/09/06	6.55.54	13/9/06 6.55	24.92	2.63	4690	2.5	260	7.6	0.59	40.52	414.3	10.8	
13/09/06	7.55.54	13/9/06 7.55	24.93	2.64	4689	2.5	260	7.7	0.59	40.55	414.33	10.8	
13/09/06	8.55.54	13/9/06 8.55	24.93	2.64	4686	2.5	260	7.7	0.59	40.57	414.35	10.7	
13/09/06	9.55.54	13/9/06 9.55	24.93	2.64	4686	2.5	260	7.7	0.59	40.57	414.35	10.8	
13/09/06	10.55.54	13/9/06 10.55	24.92	2.64	4684	2.5	260	7.7	0.59	40.58	414.36	10.8	
13/09/06	11.55.54	13/9/06 11.55	24.92	2.64	4684	2.5	260	7.7	0.59	40.58	414.36	10.8	
13/09/06	12.55.54	13/9/06 12.55	24.92	2.64	4690	2.5	260	7.6	0.59	40.58	414.36	10.8	
13/09/06	13.55.54	13/9/06 13.55	24.92	2.64	4683	2.5	260	7.5	0.58	40.58	414.36	10.8	
13/09/06	14.55.54	13/9/06 14.55	24.92	2.64	4682	2.5	260	7.7	0.59	40.56	414.34	10.8	
13/09/06	15.55.54	13/9/06 15.55	24.92	2.64	4683	2.5	260	7.5	0.58	40.56	414.34	10.8	
13/09/06	16.55.54	13/9/06 16.55	24.92	2.64	4683	2.5	260	7.5	0.58	40.57	414.35	10.8	
13/09/06	17.55.54	13/9/06 17.55	24.93	2.64	4683	2.5	260	7.5	0.58	40.57	414.35	10.8	
13/09/06	18.55.54	13/9/06 18.55	24.92	2.64	4686	2.5	260	7.5	0.58	40.57	414.35	10.7	
13/09/06	19.55.54	13/9/06 19.55	24.92	2.64	4684	2.5	260	7.6	0.59	40.56	414.34	10.8	
13/09/06	20.55.54	13/9/06 20.55	24.93	2.64	4682	2.5	260	7.6	0.59	40.57	414.35	10.8	
13/09/06	21.55.54	13/9/06 21.55	24.92	2.64	4680	2.5	260	7.6	0.59	40.56	414.34	10.7	
13/09/06	22.55.54	13/9/06 22.55	24.93	2.64	4682	2.5	260	7.5	0.58	40.57	414.35	10.8	
13/09/06	23.55.54	13/9/06 23.55	24.93	2.64	4683	2.5	260	7.5	0.58	40.57	414.35	10.8	
14/09/06	0.55.54	14/9/06 0.55	24.92	2.64	4680	2.5	260	7.6	0.59	40.57	414.35	10.7	
14/09/06	1.55.54	14/9/06 1.55	24.93	2.64	4679	2.5	260	7.4	0.57	40.56	414.34	10.8	
14/09/06	2.55.54	14/9/06 2.55	24.92	2.64	4680	2.5	260	7.3	0.56	40.54	414.32	10.7	
14/09/06	3.55.54	14/9/06 3.55	24.93	2.64	4683	2.5	260	7.6	0.59	40.54	414.32	10.7	
14/09/06	4.55.54	14/9/06 4.55	24.93	2.64	4680	2.5	260	7.4	0.57	40.54	414.32	10.8	
14/09/06	5.55.54	14/9/06 5.55	24.93	2.65	4682	2.5	260	7.5	0.58	40.54	414.32	10.7	
14/09/06	6.55.54	14/9/06 6.55	24.93	2.65	4679	2.5	260	7.5	0.58	40.53	414.31	10.7	
14/09/06	7.55.54	14/9/06 7.55	24.93	2.65	4682	2.5	260	7.5	0.58	40.53	414.31	10.8	
14/09/06	8.55.54	14/9/06 8.55	24.92	2.65	4680	2.5	260	7.5	0.58	40.52	414.3	10.7	
14/09/06	9.55.54	14/9/06 9.55	24.93	2.65	4679	2.5	259	7.5	0.58	40.52	414.3	10.7	
14/09/06	10.55.54	14/9/06 10.55	24.93	2.65	4679	2.5	259	7.4	0.57	40.52	414.3	10.7	
14/09/06	11.55.54	14/9/06 11.55	24.93	2.65	4677	2.5	259	7.4	0.57	40.52	414.3	10.7	
14/09/06	12.55.54	14/9/06 12.55	24.93	2.65	4677	2.5	259	7.3	0.56	40.51	414.29	10.8	
14/09/06	13.55.54	14/9/06 13.55	24.93	2.65	4677	2.5	259	7.6	0.59	40.51	414.29	10.7	
14/09/06	14.55.54	14/9/06 14.55	24.93	2.65	4674	2.49	259	7.4	0.57	40.49	414.27	10.8	
14/09/06	15.55.54	14/9/06 15.55	24.93	2.65	4676	2.5	259	7.3	0.56	40.49	414.27	10.7	
14/09/06	16.55.54	14/9/06 16.55	24.93	2.65	4677	2.5	259	7.4	0.57	40.47	414.25	10.7	
14/09/06	17.55.54	14/9/06 17.55	24.93	2.65	4677	2.5	259	7.3	0.56	40.48	414.26	10.7	

Pozzo Serpieri - Sonda profonda periodo 22-08-2006 - 04-10-2006

Data	Ora	Data completa	Temp	pH	EC	Sal	ORP	DO%	DO	Battente acqua	Quota	Batt	Livello statico misurato
DDMMYY	HHMMSS	DDMMYYHHMM	°C	Units	µS/cm	ppt	mV	Sat	mg/l	m	m slm	Volts	m slm
14/09/06	18.55.54	14/9/06 18.55	24.92	2.65	4677	2.5	259	7.4	0.57	40.47	414.25	10.7	
14/09/06	19.55.54	14/9/06 19.55	24.92	2.65	4677	2.5	259	7.5	0.58	40.47	414.25	10.7	
14/09/06	20.55.54	14/9/06 20.55	24.92	2.65	4676	2.5	259	7.3	0.56	40.48	414.26	10.7	
14/09/06	21.55.54	14/9/06 21.55	24.93	2.65	4676	2.5	259	7.4	0.57	40.46	414.24	10.7	
14/09/06	22.55.54	14/9/06 22.55	24.93	2.65	4676	2.5	259	7.4	0.57	40.46	414.24	10.7	
14/09/06	23.55.54	14/9/06 23.55	24.93	2.65	4674	2.49	259	7.1	0.55	40.44	414.22	10.7	
15/09/06	0.55.54	15/9/06 0.55	24.93	2.65	4676	2.5	259	7.2	0.56	40.43	414.21	10.7	
15/09/06	1.55.54	15/9/06 1.55	24.93	2.65	4673	2.49	259	7.3	0.56	40.44	414.22	10.6	
15/09/06	2.55.54	15/9/06 2.55	24.93	2.65	4679	2.5	259	7.3	0.56	40.42	414.2	10.7	
15/09/06	3.55.54	15/9/06 3.55	24.93	2.65	4676	2.5	259	7.4	0.57	40.42	414.2	10.7	
15/09/06	4.55.54	15/9/06 4.55	24.93	2.65	4674	2.49	259	7.3	0.56	40.42	414.2	10.6	
15/09/06	5.55.54	15/9/06 5.55	24.92	2.65	4677	2.5	259	7.2	0.56	40.42	414.2	10.7	
15/09/06	6.55.54	15/9/06 6.55	24.93	2.65	4675	2.49	259	7.3	0.56	40.41	414.19	10.7	
15/09/06	7.55.54	15/9/06 7.55	24.93	2.65	4676	2.5	259	7.3	0.56	40.43	414.21	10.7	
15/09/06	8.55.54	15/9/06 8.55	24.93	2.65	4676	2.5	259	7.2	0.56	40.43	414.21	10.7	
15/09/06	9.55.54	15/9/06 9.55	24.93	2.65	4673	2.49	259	7.2	0.56	40.43	414.21	10.7	
15/09/06	10.55.54	15/9/06 10.55	24.93	2.65	4676	2.5	259	7.1	0.55	40.44	414.22	10.7	
15/09/06	11.55.54	15/9/06 11.55	24.93	2.65	4676	2.5	259	7.3	0.56	40.44	414.22	10.6	
15/09/06	12.55.54	15/9/06 12.55	24.93	2.65	4674	2.49	259	7.2	0.56	40.44	414.22	10.6	
15/09/06	13.55.54	15/9/06 13.55	24.93	2.65	4672	2.49	259	7.2	0.56	40.43	414.21	10.7	
15/09/06	14.55.54	15/9/06 14.55	24.93	2.65	4673	2.49	259	7.4	0.57	40.44	414.22	10.7	
15/09/06	15.55.54	15/9/06 15.55	24.93	2.65	4677	2.5	259	7.2	0.56	40.45	414.23	10.7	
15/09/06	16.55.54	15/9/06 16.55	24.93	2.65	4676	2.5	259	7.1	0.55	40.44	414.22	10.7	
15/09/06	17.55.54	15/9/06 17.55	24.93	2.65	4672	2.49	259	7.2	0.56	40.45	414.23	10.6	
15/09/06	18.55.54	15/9/06 18.55	24.93	2.66	4673	2.49	259	7.3	0.56	40.44	414.22	10.6	
15/09/06	19.55.54	15/9/06 19.55	24.94	2.66	4669	2.49	259	7.2	0.56	40.44	414.22	10.6	
15/09/06	20.55.54	15/9/06 20.55	24.93	2.66	4672	2.49	259	7.2	0.56	40.46	414.24	10.7	
15/09/06	21.55.54	15/9/06 21.55	24.93	2.66	4673	2.49	259	7.1	0.54	40.46	414.24	10.6	
15/09/06	22.55.54	15/9/06 22.55	24.94	2.66	4670	2.49	259	7.2	0.56	40.47	414.25	10.6	
15/09/06	23.55.54	15/9/06 23.55	24.93	2.65	4672	2.49	260	7.1	0.54	40.46	414.24	10.6	
16/09/06	0.55.54	16/9/06 0.55	24.93	2.66	4672	2.49	259	7.2	0.56	40.46	414.24	10.7	
16/09/06	1.55.54	16/9/06 1.55	24.93	2.65	4674	2.49	260	7.2	0.56	40.45	414.23	10.6	
16/09/06	2.55.54	16/9/06 2.55	24.93	2.65	4670	2.49	260	7.2	0.56	40.45	414.23	10.6	
16/09/06	3.55.54	16/9/06 3.55	24.93	2.66	4672	2.49	260	7.3	0.56	40.44	414.22	10.6	
16/09/06	4.55.54	16/9/06 4.55	24.93	2.65	4670	2.49	260	7.1	0.54	40.44	414.22	10.6	
16/09/06	5.55.54	16/9/06 5.55	24.93	2.66	4670	2.49	260	7.1	0.54	40.44	414.22	10.7	
16/09/06	6.55.54	16/9/06 6.55	24.93	2.66	4674	2.49	260	7.2	0.56	40.42	414.2	10.6	
16/09/06	7.55.54	16/9/06 7.55	24.94	2.66	4675	2.49	260	7.1	0.55	40.44	414.22	10.6	
16/09/06	8.55.54	16/9/06 8.55	24.94	2.66	4672	2.49	260	7.1	0.54	40.43	414.21	10.6	
16/09/06	9.55.54	16/9/06 9.55	24.93	2.65	4673	2.49	260	7	0.54	40.44	414.22	10.7	
16/09/06	10.55.54	16/9/06 10.55	24.94	2.66	4673	2.49	260	7.1	0.54	40.44	414.22	10.6	
16/09/06	11.55.54	16/9/06 11.55	24.93	2.66	4672	2.49	260	7.1	0.54	40.42	414.2	10.6	
16/09/06	12.55.54	16/9/06 12.55	24.93	2.66	4673	2.49	260	7.1	0.54	40.42	414.2	10.7	
16/09/06	13.55.54	16/9/06 13.55	24.93	2.66	4673	2.49	260	7	0.54	40.42	414.2	10.6	
16/09/06	14.55.54	16/9/06 14.55	24.93	2.66	4669	2.49	260	7.1	0.54	40.43	414.21	10.6	
16/09/06	15.55.54	16/9/06 15.55	24.94	2.66	4673	2.49	260	7.1	0.55	40.42	414.2	10.6	
16/09/06	16.55.54	16/9/06 16.55	24.93	2.66	4672	2.49	260	7.1	0.54	40.42	414.2	10.6	
16/09/06	17.55.54	16/9/06 17.55	24.93	2.66	4670	2.49	260	7.1	0.54	40.42	414.2	10.6	
16/09/06	18.55.54	16/9/06 18.55	24.93	2.66	4670	2.49	260	7.1	0.54	40.41	414.19	10.6	
16/09/06	19.55.54	16/9/06 19.55	24.94	2.66	4669	2.49	260	7.1	0.54	40.41	414.19	10.6	
16/09/06	20.55.54	16/9/06 20.55	24.93	2.66	4671	2.49	262	6.9	0.53	40.43	414.21	10.6	
16/09/06	21.55.54	16/9/06 21.55	24.93	2.65	4672	2.49	267	6.9	0.53	40.43	414.21	10.6	
16/09/06	22.55.54	16/9/06 22.55	24.93	2.66	4673	2.49	271	7	0.54	40.41	414.19	10.6	
16/09/06	23.55.54	16/9/06 23.55	24.93	2.65	4677	2.5	275	7.1	0.54	40.42	414.2	10.6	
17/09/06	0.55.54	17/9/06 0.55	24.93	2.65	4676	2.5	278	7	0.54	40.41	414.19	10.5	
17/09/06	1.55.54	17/9/06 1.55	24.93	2.65	4677	2.5	279	7.1	0.54	40.42	414.2	10.6	

Pozzo Serpieri - Sonda profonda periodo 22-08-2006 - 04-10-2006

Data	Ora	Data completa	Temp	pH	EC	Sal	ORP	DO%	DO	Battente acqua	Quota	Batt	Livello statico misurato
DDMMYY	HHMMSS	DDMMYYHHMM	°C	Units	µS/cm	ppt	mV	Sat	mg/l	m	m slm	Volts	m slm
17/09/06	2.55.54	17/9/06 2.55	24.93	2.65	4680	2.5	281	7	0.54	40.41	414.19	10.6	
17/09/06	3.55.54	17/9/06 3.55	24.93	2.64	4688	2.5	294	7.1	0.54	40.43	414.21	10.5	
17/09/06	4.55.54	17/9/06 4.55	24.93	2.63	4692	2.5	308	7	0.54	40.43	414.21	10.6	
17/09/06	5.55.54	17/9/06 5.55	24.93	2.62	4700	2.51	317	7.1	0.54	40.42	414.2	10.6	
17/09/06	6.55.54	17/9/06 6.55	24.92	2.61	4708	2.51	321	7.3	0.56	40.43	414.21	10.6	
17/09/06	7.55.54	17/9/06 7.55	24.93	2.61	4709	2.51	323	7.6	0.59	40.44	414.22	10.5	
17/09/06	8.55.54	17/9/06 8.55	24.93	2.61	4715	2.52	325	7.8	0.6	40.44	414.22	10.5	
17/09/06	9.55.54	17/9/06 9.55	24.93	2.6	4718	2.52	328	7.9	0.61	40.45	414.23	10.5	
17/09/06	10.55.54	17/9/06 10.55	24.93	2.6	4722	2.52	329	7.8	0.6	40.46	414.24	10.6	
17/09/06	11.55.54	17/9/06 11.55	24.92	2.59	4729	2.53	330	7.9	0.61	40.46	414.24	10.6	
17/09/06	12.55.54	17/9/06 12.55	24.93	2.59	4733	2.53	331	7.9	0.61	40.47	414.25	10.6	
17/09/06	13.55.54	17/9/06 13.55	24.93	2.59	4741	2.53	333	8	0.62	40.47	414.25	10.5	
17/09/06	14.55.54	17/9/06 14.55	24.93	2.58	4745	2.53	335	7.9	0.61	40.48	414.26	10.5	
17/09/06	15.55.54	17/9/06 15.55	24.93	2.57	4744	2.53	337	7.9	0.61	40.49	414.27	10.6	
17/09/06	16.55.54	17/9/06 16.55	24.92	2.57	4752	2.54	338	8.2	0.63	40.49	414.27	10.5	
17/09/06	17.55.54	17/9/06 17.55	24.93	2.57	4755	2.54	339	8.1	0.63	40.49	414.27	10.5	
17/09/06	18.55.54	17/9/06 18.55	24.93	2.57	4759	2.54	339	8.2	0.63	40.49	414.27	10.5	
17/09/06	19.55.54	17/9/06 19.55	24.93	2.56	4766	2.55	340	8.2	0.63	40.48	414.26	10.6	
17/09/06	20.55.54	17/9/06 20.55	24.93	2.56	4767	2.55	340	8.2	0.63	40.49	414.27	10.5	
17/09/06	21.55.54	17/9/06 21.55	24.94	2.56	4766	2.55	340	8.3	0.64	40.5	414.28	10.5	
17/09/06	22.55.54	17/9/06 22.55	24.93	2.55	4776	2.55	341	8.2	0.63	40.49	414.27	10.5	
17/09/06	23.55.54	17/9/06 23.55	24.94	2.55	4776	2.55	341	8.1	0.63	40.5	414.28	10.5	
18/09/06	0.55.54	18/9/06 0.55	24.93	2.55	4776	2.55	341	8.2	0.63	40.49	414.27	10.5	
18/09/06	1.55.54	18/9/06 1.55	24.93	2.55	4780	2.55	341	8	0.62	40.49	414.27	10.5	
18/09/06	2.55.54	18/9/06 2.55	24.94	2.55	4784	2.56	341	8.2	0.63	40.48	414.26	10.5	
18/09/06	3.55.54	18/9/06 3.55	24.94	2.55	4782	2.56	341	8.2	0.63	40.49	414.27	10.5	
18/09/06	4.55.54	18/9/06 4.55	24.94	2.55	4785	2.56	341	8.2	0.63	40.48	414.26	10.5	
18/09/06	5.55.54	18/9/06 5.55	24.94	2.55	4784	2.56	341	8.2	0.63	40.48	414.26	10.5	
18/09/06	6.55.54	18/9/06 6.55	24.94	2.55	4782	2.56	341	8	0.62	40.48	414.26	10.5	
18/09/06	7.55.54	18/9/06 7.55	24.94	2.55	4788	2.56	341	8.2	0.63	40.49	414.27	10.4	
18/09/06	8.55.54	18/9/06 8.55	24.94	2.55	4786	2.56	340	8.1	0.63	40.48	414.26	10.5	
18/09/06	9.55.54	18/9/06 9.55	24.94	2.55	4788	2.56	340	8.1	0.63	40.49	414.27	10.4	
18/09/06	10.55.54	18/9/06 10.55	24.93	2.55	4789	2.56	340	8	0.62	40.47	414.25	10.5	
18/09/06	11.55.54	18/9/06 11.55	24.94	2.55	4789	2.56	340	8.1	0.63	40.49	414.27	10.5	
18/09/06	12.55.54	18/9/06 12.55	24.93	2.55	4789	2.56	340	8	0.62	40.48	414.26	10.5	
18/09/06	13.55.54	18/9/06 13.55	24.94	2.55	4788	2.56	339	8.1	0.63	40.48	414.26	10.5	
18/09/06	14.55.54	18/9/06 14.55	24.93	2.55	4788	2.56	339	8.1	0.63	40.47	414.25	10.5	
18/09/06	15.55.54	18/9/06 15.55	24.94	2.55	4785	2.56	339	8	0.62	40.48	414.26	10.5	
18/09/06	16.55.54	18/9/06 16.55	24.94	2.54	4789	2.56	338	7.9	0.61	40.47	414.25	10.4	
18/09/06	17.55.54	18/9/06 17.55	24.94	2.55	4791	2.56	339	7.9	0.61	40.47	414.25	10.4	
18/09/06	18.55.54	18/9/06 18.55	24.94	2.55	4785	2.56	338	8	0.62	40.48	414.26	10.4	
18/09/06	19.55.54	18/9/06 19.55	24.94	2.55	4788	2.56	338	8	0.62	40.49	414.27	10.5	
18/09/06	20.55.54	18/9/06 20.55	24.93	2.55	4792	2.56	338	8	0.62	40.48	414.26	10.4	
18/09/06	21.55.54	18/9/06 21.55	24.93	2.55	4788	2.56	338	7.9	0.61	40.49	414.27	10.5	
18/09/06	22.55.54	18/9/06 22.55	24.94	2.55	4788	2.56	338	7.9	0.61	40.49	414.27	10.5	
18/09/06	23.55.54	18/9/06 23.55	24.94	2.55	4790	2.56	337	7.9	0.61	40.49	414.27	10.4	
19/09/06	0.55.54	19/9/06 0.55	24.94	2.55	4785	2.56	337	7.9	0.61	40.49	414.27	10.5	
19/09/06	1.55.54	19/9/06 1.55	24.94	2.55	4784	2.56	337	8	0.62	40.49	414.27	10.5	
19/09/06	2.55.54	19/9/06 2.55	24.94	2.55	4790	2.56	337	7.9	0.61	40.49	414.27	10.4	
19/09/06	3.55.54	19/9/06 3.55	24.95	2.55	4786	2.56	336	7.9	0.61	40.48	414.26	10.4	
19/09/06	4.55.54	19/9/06 4.55	24.94	2.55	4786	2.56	336	7.9	0.61	40.49	414.27	10.5	
19/09/06	5.55.54	19/9/06 5.55	24.94	2.55	4787	2.56	336	7.9	0.61	40.47	414.25	10.5	
19/09/06	6.55.54	19/9/06 6.55	24.94	2.55	4785	2.56	335	7.9	0.61	40.47	414.25	10.5	
19/09/06	7.55.54	19/9/06 7.55	24.94	2.55	4788	2.56	335	7.9	0.61	40.49	414.27	10.5	
19/09/06	8.55.54	19/9/06 8.55	24.94	2.55	4786	2.56	335	7.8	0.6	40.5	414.28	10.5	
19/09/06	9.55.54	19/9/06 9.55	24.94	2.55	4784	2.56	335	7.9	0.61	40.5	414.28	10.5	

Pozzo Serpieri - Sonda profonda periodo 22-08-2006 - 04-10-2006

Data	Ora	Data completa	Temp	pH	EC	Sal	ORP	DO%	DO	Battente acqua	Quota	Batt	Livello statico misurato
DDMMYY	HHMMSS	DDMMYYHHMM	°C	Units	µS/cm	ppt	mV	Sat	mg/l	m	m slm	Volts	m slm
19/09/06	10.55.54	19/09/06 10.55	24.94	2.55	4783	2.56	335	7.8	0.6	40.5	414.28	10.5	
19/09/06	11.55.54	19/09/06 11.55	24.94	2.55	4786	2.56	334	7.8	0.6	40.5	414.28	10.5	
19/09/06	12.55.54	19/09/06 12.55	24.95	2.55	4787	2.56	334	7.9	0.61	40.49	414.27	10.5	
19/09/06	13.55.54	19/09/06 13.55	24.94	2.55	4785	2.56	334	7.8	0.6	40.49	414.27	10.4	
19/09/06	14.55.54	19/09/06 14.55	24.93	2.56	4785	2.56	334	7.8	0.6	40.48	414.26	10.5	
19/09/06	15.55.54	19/09/06 15.55	24.93	2.55	4787	2.56	333	7.8	0.6	40.48	414.26	10.4	
19/09/06	16.55.54	19/09/06 16.55	24.94	2.55	4788	2.56	333	7.8	0.6	40.48	414.26	10.5	
19/09/06	17.55.54	19/09/06 17.55	24.94	2.55	4785	2.56	333	7.7	0.59	40.49	414.27	10.5	
19/09/06	18.55.54	19/09/06 18.55	24.93	2.55	4789	2.56	333	7.7	0.59	40.48	414.26	10.5	
19/09/06	19.55.54	19/09/06 19.55	24.94	2.55	4788	2.56	333	7.6	0.58	40.5	414.28	10.5	
19/09/06	20.55.54	19/09/06 20.55	24.94	2.55	4785	2.56	332	7.6	0.58	40.49	414.27	10.5	
19/09/06	21.55.54	19/09/06 21.55	24.93	2.55	4786	2.56	332	7.6	0.58	40.5	414.28	10.4	
19/09/06	22.55.54	19/09/06 22.55	24.93	2.56	4789	2.56	332	7.8	0.6	40.49	414.27	10.4	
19/09/06	23.55.54	19/09/06 23.55	24.94	2.55	4786	2.56	332	7.7	0.59	40.51	414.29	10.4	
20/09/06	0.55.54	20/09/06 0.55	24.94	2.55	4785	2.56	332	7.8	0.6	40.51	414.29	10.5	
20/09/06	1.55.54	20/09/06 1.55	24.93	2.55	4785	2.56	332	7.7	0.59	40.51	414.29	10.4	
20/09/06	2.55.54	20/09/06 2.55	24.95	2.56	4786	2.56	331	7.6	0.58	40.5	414.28	10.4	
20/09/06	3.55.54	20/09/06 3.55	24.94	2.55	4788	2.56	331	7.7	0.59	40.51	414.29	10.4	
20/09/06	4.55.54	20/09/06 4.55	24.94	2.56	4786	2.56	331	7.7	0.59	40.5	414.28	10.5	
20/09/06	5.55.54	20/09/06 5.55	24.94	2.56	4788	2.56	331	7.7	0.59	40.5	414.28	10.4	
20/09/06	6.55.54	20/09/06 6.55	24.93	2.55	4790	2.56	331	7.6	0.58	40.51	414.29	10.4	
20/09/06	7.55.54	20/09/06 7.55	24.93	2.56	4789	2.56	330	7.6	0.58	40.52	414.3	10.4	
20/09/06	8.55.54	20/09/06 8.55	24.94	2.56	4789	2.56	330	7.7	0.59	40.51	414.29	10.5	
20/09/06	9.55.54	20/09/06 9.55	24.93	2.55	4785	2.56	330	7.6	0.58	40.52	414.3	10.4	
20/09/06	10.55.54	20/09/06 10.55	24.94	2.56	4786	2.56	330	7.6	0.58	40.52	414.3	10.4	
20/09/06	11.55.54	20/09/06 11.55	24.94	2.56	4788	2.56	329	7.5	0.58	40.53	414.31	10.4	
20/09/06	12.55.54	20/09/06 12.55	24.94	2.56	4785	2.56	329	7.5	0.58	40.53	414.31	10.4	
20/09/06	13.55.54	20/09/06 13.55	24.95	2.56	4785	2.56	329	7.5	0.58	40.52	414.3	10.4	
20/09/06	14.55.54	20/09/06 14.55	24.94	2.56	4788	2.56	329	7.6	0.58	40.52	414.3	10.4	
20/09/06	15.55.54	20/09/06 15.55	24.94	2.56	4785	2.56	328	7.6	0.58	40.52	414.3	10.4	
20/09/06	16.55.54	20/09/06 16.55	24.94	2.56	4788	2.56	328	7.6	0.58	40.51	414.29	10.4	
20/09/06	17.55.54	20/09/06 17.55	24.95	2.56	4787	2.56	328	7.5	0.58	40.52	414.3	10.4	
20/09/06	18.55.54	20/09/06 18.55	24.95	2.56	4788	2.56	328	7.6	0.58	40.52	414.3	10.4	
20/09/06	19.55.54	20/09/06 19.55	24.94	2.56	4786	2.56	328	7.7	0.59	40.53	414.31	10.4	
20/09/06	20.55.54	20/09/06 20.55	24.94	2.56	4785	2.56	327	7.5	0.58	40.53	414.31	10.4	
20/09/06	21.55.54	20/09/06 21.55	24.94	2.56	4785	2.56	327	7.6	0.58	40.53	414.31	10.4	
20/09/06	22.55.54	20/09/06 22.55	24.95	2.56	4784	2.56	327	7.5	0.58	40.53	414.31	10.4	
20/09/06	23.55.54	20/09/06 23.55	24.94	2.56	4785	2.56	327	7.6	0.58	40.54	414.32	10.4	
21/09/06	0.55.54	21/09/06 0.55	24.95	2.56	4784	2.56	326	7.4	0.57	40.53	414.31	10.4	
21/09/06	1.55.54	21/09/06 1.55	24.95	2.56	4785	2.56	326	7.5	0.58	40.54	414.32	10.4	
21/09/06	2.55.54	21/09/06 2.55	24.95	2.56	4787	2.56	326	7.6	0.58	40.53	414.31	10.4	
21/09/06	3.55.54	21/09/06 3.55	24.95	2.56	4785	2.56	326	7.5	0.58	40.53	414.31	10.4	
21/09/06	4.55.54	21/09/06 4.55	24.95	2.57	4785	2.56	326	7.5	0.58	40.53	414.31	10.4	
21/09/06	5.55.54	21/09/06 5.55	24.94	2.56	4782	2.56	325	7.4	0.57	40.53	414.31	10.4	
21/09/06	6.55.54	21/09/06 6.55	24.95	2.56	4782	2.56	325	7.4	0.57	40.53	414.31	10.4	
21/09/06	7.55.54	21/09/06 7.55	24.95	2.57	4784	2.56	325	7.4	0.57	40.52	414.3	10.4	
21/09/06	8.55.54	21/09/06 8.55	24.95	2.56	4786	2.56	325	7.3	0.56	40.53	414.31	10.4	
21/09/06	9.55.54	21/09/06 9.55	24.95	2.57	4784	2.56	324	7.4	0.57	40.54	414.32	10.4	
21/09/06	10.55.54	21/09/06 10.55	24.95	2.57	4785	2.56	324	7.2	0.56	40.54	414.32	10.4	
21/09/06	11.55.54	21/09/06 11.55	24.95	2.57	4782	2.56	324	7.2	0.56	40.54	414.32	10.4	
21/09/06	12.55.54	21/09/06 12.55	24.95	2.57	4784	2.56	324	7.2	0.56	40.53	414.31	10.4	
21/09/06	13.55.54	21/09/06 13.55	24.95	2.57	4785	2.56	323	7.3	0.56	40.52	414.3	10.4	
21/09/06	14.55.54	21/09/06 14.55	24.95	2.56	4785	2.56	323	7.2	0.56	40.53	414.31	10.4	
21/09/06	15.55.54	21/09/06 15.55	24.95	2.57	4782	2.56	323	7.4	0.57	40.52	414.3	10.4	
21/09/06	16.55.54	21/09/06 16.55	24.95	2.57	4785	2.56	323	7.3	0.56	40.52	414.3	10.4	
21/09/06	17.55.54	21/09/06 17.55	24.95	2.57	4789	2.56	323	7.4	0.57	40.52	414.3	10.4	

Pozzo Serpieri - Sonda profonda periodo 22-08-2006 - 04-10-2006

Data	Ora	Data completa	Temp	pH	EC	Sal	ORP	DO%	DO	Battente acqua	Quota	Batt	Livello statico misurato
DDMMYY	HHMMSS	DDMMYYHHMM	°C	Units	µS/cm	ppt	mV	Sat	mg/l	m	m slm	Volts	m slm
21/09/06	18.55.54	21/9/06 18.55	24.95	2.57	4784	2.56	322	7.2	0.56	40.53	414.31	10.4	
21/09/06	19.55.54	21/9/06 19.55	24.95	2.57	4787	2.56	322	7.2	0.56	40.51	414.29	10.4	
21/09/06	20.55.54	21/9/06 20.55	24.95	2.57	4784	2.56	322	7.4	0.57	40.52	414.3	10.4	
21/09/06	21.55.54	21/9/06 21.55	24.95	2.57	4785	2.56	322	7.2	0.56	40.52	414.3	10.4	
21/09/06	22.55.54	21/9/06 22.55	24.95	2.57	4785	2.56	322	7.2	0.56	40.53	414.31	10.4	
21/09/06	23.55.54	21/9/06 23.55	24.96	2.57	4784	2.56	321	7.2	0.56	40.52	414.3	10.4	
22/09/06	0.55.54	22/9/06 0.55	24.95	2.57	4784	2.56	321	7.3	0.56	40.52	414.3	10.4	
22/09/06	1.55.54	22/9/06 1.55	24.95	2.57	4783	2.56	321	7.2	0.56	40.52	414.3	10.4	
22/09/06	2.55.54	22/9/06 2.55	24.95	2.57	4782	2.56	321	7.2	0.56	40.51	414.29	10.4	
22/09/06	3.55.54	22/9/06 3.55	24.95	2.57	4782	2.56	321	7.3	0.56	40.51	414.29	10.4	
22/09/06	4.55.54	22/9/06 4.55	24.95	2.57	4785	2.56	320	7.2	0.56	40.51	414.29	10.4	
22/09/06	5.55.54	22/9/06 5.55	24.95	2.57	4785	2.56	320	7.1	0.55	40.5	414.28	10.4	
22/09/06	6.55.54	22/9/06 6.55	24.95	2.57	4787	2.56	320	7.2	0.56	40.51	414.29	10.4	
22/09/06	7.55.54	22/9/06 7.55	24.95	2.57	4785	2.56	320	7.2	0.56	40.51	414.29	10.4	
22/09/06	8.55.54	22/9/06 8.55	24.95	2.57	4784	2.56	320	7.1	0.55	40.52	414.3	10.3	
22/09/06	9.55.54	22/9/06 9.55	24.96	2.57	4782	2.56	320	7.2	0.56	40.51	414.29	10.4	
22/09/06	10.55.54	22/9/06 10.55	24.95	2.57	4781	2.55	319	7.2	0.56	40.52	414.3	10.4	
22/09/06	11.55.54	22/9/06 11.55	24.95	2.57	4782	2.56	319	7.1	0.55	40.52	414.3	10.4	
22/09/06	12.55.54	22/9/06 12.55	24.95	2.57	4782	2.56	319	7.3	0.56	40.51	414.29	10.4	
22/09/06	13.55.54	22/9/06 13.55	24.95	2.57	4781	2.55	319	7.1	0.55	40.5	414.28	10.4	
22/09/06	14.55.54	22/9/06 14.55	24.95	2.57	4784	2.56	319	7.2	0.56	40.49	414.27	10.4	
22/09/06	15.55.54	22/9/06 15.55	24.95	2.57	4781	2.55	318	7.1	0.55	40.49	414.27	10.3	
22/09/06	16.55.54	22/9/06 16.55	24.95	2.57	4780	2.55	318	7.3	0.56	40.5	414.28	10.4	
22/09/06	17.55.54	22/9/06 17.55	24.95	2.57	4784	2.56	318	7.1	0.54	40.49	414.27	10.4	
22/09/06	18.55.54	22/9/06 18.55	24.95	2.57	4782	2.56	318	7.2	0.56	40.5	414.28	10.4	
22/09/06	19.55.54	22/9/06 19.55	24.96	2.58	4784	2.56	318	7.1	0.55	40.5	414.28	10.4	
22/09/06	20.55.54	22/9/06 20.55	24.95	2.57	4784	2.56	318	7.1	0.55	40.5	414.28	10.4	
22/09/06	21.55.54	22/9/06 21.55	24.95	2.57	4784	2.56	318	7.1	0.55	40.5	414.28	10.4	
22/09/06	22.55.54	22/9/06 22.55	24.96	2.59	4782	2.56	316	7.4	0.57	40.51	414.29	10.4	
22/09/06	23.55.54	22/9/06 23.55	24.95	2.57	4783	2.56	317	7.1	0.54	40.51	414.29	10.4	
23/09/06	0.55.54	23/9/06 0.55	24.95	2.58	4782	2.56	317	7.1	0.55	40.5	414.28	10.3	
23/09/06	1.55.54	23/9/06 1.55	24.96	2.58	4781	2.55	317	7.1	0.55	40.51	414.29	10.4	
23/09/06	2.55.54	23/9/06 2.55	24.96	2.58	4784	2.56	317	7.1	0.54	40.5	414.28	10.4	
23/09/06	3.55.54	23/9/06 3.55	24.95	2.58	4785	2.56	317	7.1	0.54	40.49	414.27	10.4	
23/09/06	4.55.54	23/9/06 4.55	24.95	2.58	4784	2.56	316	7.1	0.54	40.5	414.28	10.4	
23/09/06	5.55.54	23/9/06 5.55	24.95	2.58	4784	2.56	316	7.1	0.54	40.5	414.28	10.4	
23/09/06	6.55.54	23/9/06 6.55	24.95	2.58	4783	2.56	316	7	0.54	40.49	414.27	10.4	
23/09/06	7.55.54	23/9/06 7.55	24.96	2.58	4781	2.55	316	7.1	0.54	40.49	414.27	10.4	
23/09/06	8.55.54	23/9/06 8.55	24.95	2.57	4782	2.56	316	7	0.54	40.5	414.28	10.3	
23/09/06	9.55.54	23/9/06 9.55	24.96	2.58	4781	2.55	315	7.1	0.54	40.5	414.28	10.4	
23/09/06	10.55.54	23/9/06 10.55	24.96	2.58	4784	2.56	315	7.1	0.54	40.5	414.28	10.3	
23/09/06	11.55.54	23/9/06 11.55	24.96	2.58	4781	2.55	315	7.1	0.54	40.49	414.27	10.4	
23/09/06	12.55.54	23/9/06 12.55	24.96	2.58	4781	2.55	315	6.9	0.53	40.49	414.27	10.4	
23/09/06	13.55.54	23/9/06 13.55	24.96	2.58	4783	2.56	315	7	0.54	40.49	414.27	10.4	
23/09/06	14.55.54	23/9/06 14.55	24.96	2.58	4784	2.56	315	7.1	0.54	40.48	414.26	10.3	
23/09/06	15.55.54	23/9/06 15.55	24.95	2.58	4785	2.56	315	7	0.54	40.47	414.25	10.3	
23/09/06	16.55.54	23/9/06 16.55	24.95	2.58	4781	2.55	314	7	0.54	40.48	414.26	10.4	
23/09/06	17.55.54	23/9/06 17.55	24.96	2.58	4781	2.55	314	7	0.54	40.47	414.25	10.3	
23/09/06	18.55.54	23/9/06 18.55	24.95	2.58	4782	2.56	314	6.9	0.53	40.48	414.26	10.4	
23/09/06	19.55.54	23/9/06 19.55	24.95	2.58	4782	2.56	314	6.9	0.53	40.48	414.26	10.4	
23/09/06	20.55.54	23/9/06 20.55	24.96	2.58	4780	2.55	314	7	0.54	40.48	414.26	10.4	
23/09/06	21.55.54	23/9/06 21.55	24.95	2.58	4782	2.56	314	7	0.54	40.49	414.27	10.4	
23/09/06	22.55.54	23/9/06 22.55	24.96	2.58	4781	2.55	313	7.1	0.54	40.49	414.27	10.4	
23/09/06	23.55.54	23/9/06 23.55	24.96	2.58	4781	2.55	313	7	0.54	40.49	414.27	10.4	
24/09/06	0.55.54	24/9/06 0.55	24.96	2.58	4783	2.56	313	7	0.54	40.48	414.26	10.4	
24/09/06	1.55.54	24/9/06 1.55	24.96	2.58	4781	2.55	313	7	0.54	40.49	414.27	10.4	

Pozzo Serpieri - Sonda profonda periodo 22-08-2006 - 04-10-2006

Data	Ora	Data completa	Temp	pH	EC	Sal	ORP	DO%	DO	Battente acqua	Quota	Batt	Livello statico misurato
DDMMYY	HHMMSS	DDMMYYHHMM	°C	Units	µS/cm	ppt	mV	Sat	mg/l	m	m slm	Volts	m slm
24/09/06	2.55.54	24/9/06 2.55	24.96	2.58	4781	2.55	313	6.9	0.53	40.48	414.26	10.4	
24/09/06	3.55.54	24/9/06 3.55	24.96	2.58	4780	2.55	313	7	0.54	40.47	414.25	10.3	
24/09/06	4.55.54	24/9/06 4.55	24.95	2.58	4781	2.55	313	6.9	0.53	40.49	414.27	10.4	
24/09/06	5.55.54	24/9/06 5.55	24.95	2.58	4782	2.56	312	6.8	0.52	40.49	414.27	10.3	
24/09/06	6.55.54	24/9/06 6.55	24.96	2.58	4784	2.56	312	7	0.54	40.49	414.27	10.4	
24/09/06	7.55.54	24/9/06 7.55	24.96	2.58	4783	2.56	312	6.9	0.53	40.49	414.27	10.4	
24/09/06	8.55.54	24/9/06 8.55	24.96	2.58	4778	2.55	312	6.9	0.53	40.48	414.26	10.3	
24/09/06	9.55.54	24/9/06 9.55	24.96	2.58	4781	2.56	312	6.9	0.53	40.49	414.27	10.4	
24/09/06	10.55.54	24/9/06 10.55	24.96	2.58	4781	2.55	312	6.9	0.53	40.49	414.27	10.4	
24/09/06	11.55.54	24/9/06 11.55	24.95	2.58	4782	2.56	312	6.9	0.53	40.49	414.27	10.3	
24/09/06	12.55.54	24/9/06 12.55	24.95	2.58	4780	2.55	311	6.9	0.53	40.49	414.27	10.4	
24/09/06	13.55.54	24/9/06 13.55	24.96	2.58	4781	2.55	311	6.9	0.53	40.48	414.26	10.3	
24/09/06	14.55.54	24/9/06 14.55	24.96	2.58	4780	2.55	311	6.8	0.52	40.48	414.26	10.4	
24/09/06	15.55.54	24/9/06 15.55	24.96	2.58	4781	2.55	311	6.9	0.53	40.49	414.27	10.3	
24/09/06	16.55.54	24/9/06 16.55	24.97	2.58	4780	2.55	311	6.8	0.52	40.48	414.26	10.3	
24/09/06	17.55.54	24/9/06 17.55	24.96	2.58	4780	2.55	311	6.9	0.53	40.47	414.25	10.4	
24/09/06	18.55.54	24/9/06 18.55	24.96	2.58	4781	2.55	311	6.9	0.53	40.48	414.26	10.3	
24/09/06	19.55.54	24/9/06 19.55	24.97	2.58	4782	2.56	311	6.9	0.53	40.47	414.25	10.3	
24/09/06	20.55.54	24/9/06 20.55	24.96	2.58	4780	2.55	310	6.7	0.52	40.48	414.26	10.3	
24/09/06	21.55.54	24/9/06 21.55	24.96	2.58	4783	2.56	310	6.8	0.52	40.49	414.27	10.3	
24/09/06	22.55.54	24/9/06 22.55	24.96	2.59	4781	2.55	310	6.7	0.52	40.47	414.25	10.3	
24/09/06	23.55.54	24/9/06 23.55	24.96	2.59	4781	2.55	310	6.7	0.52	40.47	414.25	10.4	
25/09/06	0.55.54	25/9/06 0.55	24.96	2.59	4777	2.55	310	6.8	0.52	40.46	414.24	10.3	
25/09/06	1.55.54	25/9/06 1.55	24.95	2.58	4782	2.56	310	6.8	0.52	40.46	414.24	10.3	
25/09/06	2.55.54	25/9/06 2.55	24.96	2.59	4781	2.55	310	6.9	0.53	40.47	414.25	10.3	
25/09/06	3.55.54	25/9/06 3.55	24.96	2.58	4780	2.55	309	6.6	0.51	40.46	414.24	10.3	
25/09/06	4.55.54	25/9/06 4.55	24.96	2.59	4777	2.55	309	6.8	0.52	40.45	414.23	10.3	
25/09/06	5.55.54	25/9/06 5.55	24.97	2.59	4779	2.55	309	6.7	0.52	40.45	414.23	10.3	
25/09/06	6.55.54	25/9/06 6.55	24.96	2.59	4778	2.55	309	6.8	0.52	40.44	414.22	10.3	
25/09/06	7.55.54	25/9/06 7.55	24.96	2.59	4781	2.55	309	6.8	0.52	40.44	414.22	10.3	
25/09/06	8.55.54	25/9/06 8.55	24.97	2.59	4781	2.55	309	6.7	0.52	40.44	414.22	10.3	
25/09/06	0.41382	25/9/06 9.55	24.96	2.59	4778	2.55	309	6.7	0.52	40.44	414.22	10.3	
25/09/06	0.45549	25/9/06 10.55	24.96	2.59	4778	2.55	309	6.7	0.52	40.44	414.22	10.3	
25/09/06	0.49715	25/9/06 11.55	24.96	2.59	4780	2.55	308	6.8	0.52	40.43	414.21	10.3	
25/09/06	0.53882	25/9/06 12.55	24.96	2.59	4779	2.55	308	6.7	0.52	40.42	414.2	10.3	
25/09/06	0.58049	25/9/06 13.55	24.97	2.59	4779	2.55	308	6.7	0.52	40.42	414.2	10.3	
25/09/06	0.62215	25/9/06 14.55	24.96	2.59	4781	2.55	308	6.7	0.52	40.42	414.2	10.3	
25/09/06	0.66382	25/9/06 15.55	24.97	2.59	4780	2.55	308	6.8	0.52	40.41	414.19	10.3	
25/09/06	0.70549	25/9/06 16.55	24.96	2.59	4779	2.55	308	6.8	0.52	40.4	414.18	10.3	
25/09/06	0.74715	25/9/06 17.55	24.97	2.59	4779	2.55	308	6.7	0.52	40.39	414.17	10.3	
25/09/06	0.78882	25/9/06 18.55	24.96	2.59	4780	2.55	308	6.7	0.52	40.4	414.18	10.3	
25/09/06	0.83049	25/9/06 19.55	24.97	2.59	4777	2.55	307	6.7	0.52	40.4	414.18	10.3	
25/09/06	0.87215	25/9/06 20.55	24.96	2.59	4781	2.55	307	6.8	0.52	40.4	414.18	10.3	
25/09/06	0.91382	25/9/06 21.55	24.96	2.59	4778	2.55	307	6.7	0.52	40.41	414.19	10.3	
25/09/06	0.95549	25/9/06 22.55	24.96	2.59	4777	2.55	307	6.7	0.52	40.39	414.17	10.3	
25/09/06	0.99715	25/9/06 23.55	24.97	2.59	4781	2.55	307	6.7	0.52	40.4	414.18	10.3	
26/09/06	0.03882	26/9/06 0.55	24.96	2.59	4778	2.55	307	6.7	0.52	40.4	414.18	10.3	
26/09/06	0.08049	26/9/06 1.55	24.97	2.59	4782	2.56	307	6.7	0.52	40.38	414.16	10.3	
26/09/06	0.12215	26/9/06 2.55	24.96	2.59	4778	2.55	307	6.6	0.51	40.4	414.18	10.3	
26/09/06	0.16382	26/9/06 3.55	24.97	2.59	4781	2.55	307	6.6	0.51	40.39	414.17	10.3	
26/09/06	0.20549	26/9/06 4.55	24.96	2.59	4780	2.55	307	6.7	0.52	40.39	414.17	10.3	
26/09/06	0.24715	26/9/06 5.55	24.96	2.59	4781	2.55	307	6.6	0.51	40.38	414.16	10.3	
26/09/06	0.28882	26/9/06 6.55	24.96	2.59	4784	2.56	307	6.7	0.52	40.38	414.16	10.2	
26/09/06	0.33049	26/9/06 7.55	24.96	2.59	4781	2.56	307	6.6	0.51	40.37	414.15	10.3	
26/09/06	0.37215	26/9/06 8.55	24.97	2.59	4783	2.56	307	6.6	0.51	40.39	414.17	10.3	
26/09/06	0.41382	26/9/06 9.55	24.97	2.59	4782	2.56	308	6.5	0.5	40.37	414.15	10.2	

Pozzo Serpieri - Sonda profonda periodo 22-08-2006 - 04-10-2006

Data	Ora	Data completa	Temp	pH	EC	Sal	ORP	DO%	DO	Battente acqua	Quota	Batt	Livello statico misurato
DDMMYY	HHMMSS	DDMMYYHHMM	°C	Units	µS/cm	ppt	mV	Sat	mg/l	m	m slm	Volts	m slm
26/09/06	0.45549	26/9/06 10.55	24.96	2.59	4784	2.56	308	6.6	0.51	40.38	414.16	10.2	
26/09/06	0.49715	26/9/06 11.55	24.97	2.59	4784	2.56	308	6.5	0.5	40.38	414.16	10.3	
26/09/06	0.53882	26/9/06 12.55	24.97	2.59	4784	2.56	308	6.6	0.51	40.38	414.16	10.2	
26/09/06	0.58049	26/9/06 13.55	24.96	2.59	4786	2.56	309	6.6	0.51	40.39	414.17	10.3	
26/09/06	0.62215	26/9/06 14.55	24.97	2.59	4786	2.56	309	6.6	0.51	40.39	414.17	10.3	
26/09/06	0.66382	26/9/06 15.55	24.96	2.59	4786	2.56	309	6.5	0.5	40.38	414.16	10.3	
26/09/06	0.70549	26/9/06 16.55	24.97	2.59	4789	2.56	309	6.6	0.51	40.4	414.18	10.3	
26/09/06	0.74715	26/9/06 17.55	24.97	2.59	4786	2.56	309	6.6	0.51	40.4	414.18	10.3	
26/09/06	0.78882	26/9/06 18.55	24.97	2.59	4784	2.56	308	6.6	0.51	40.4	414.18	10.3	
26/09/06	0.83049	26/9/06 19.55	24.97	2.59	4786	2.56	309	6.6	0.51	40.4	414.18	10.3	
26/09/06	0.87215	26/9/06 20.55	24.96	2.59	4788	2.56	309	6.6	0.51	40.41	414.19	10.3	
26/09/06	0.91382	26/9/06 21.55	24.96	2.59	4784	2.56	309	6.6	0.51	40.41	414.19	10.2	
26/09/06	0.95549	26/9/06 22.55	24.98	2.59	4782	2.56	308	6.5	0.5	40.41	414.19	10.2	
26/09/06	0.99715	26/9/06 23.55	24.96	2.59	4790	2.56	308	6.7	0.52	40.4	414.18	10.3	
27/09/06	0.03882	27/9/06 0.55	24.97	2.59	4789	2.56	308	6.5	0.5	40.42	414.2	10.3	
27/09/06	0.08049	27/9/06 1.55	24.97	2.59	4787	2.56	308	6.5	0.5	40.41	414.19	10.2	
27/09/06	0.12215	27/9/06 2.55	24.96	2.59	4790	2.56	308	6.5	0.5	40.41	414.19	10.2	
27/09/06	0.16382	27/9/06 3.55	24.97	2.59	4786	2.56	308	6.5	0.5	40.41	414.19	10.2	
27/09/06	0.20549	27/9/06 4.55	24.97	2.59	4784	2.56	308	6.4	0.49	40.41	414.19	10.2	
27/09/06	0.24715	27/9/06 5.55	24.97	2.59	4789	2.56	308	6.5	0.5	40.41	414.19	10.2	
27/09/06	0.28882	27/9/06 6.55	24.98	2.59	4787	2.56	308	6.5	0.5	40.42	414.2	10.2	
27/09/06	0.33049	27/9/06 7.55	24.97	2.59	4790	2.56	308	6.5	0.5	40.41	414.19	10.2	
27/09/06	0.37215	27/9/06 8.55	24.97	2.59	4790	2.56	308	6.4	0.49	40.41	414.19	10.2	
27/09/06	0.41382	27/9/06 9.55	24.97	2.59	4787	2.56	307	6.4	0.49	40.42	414.2	10.2	
27/09/06	0.45549	27/9/06 10.55	24.97	2.59	4789	2.56	307	6.6	0.51	40.42	414.2	10.2	
27/09/06	0.49715	27/9/06 11.55	24.98	2.59	4789	2.56	307	6.4	0.49	40.43	414.21	10.2	
27/09/06	0.53882	27/9/06 12.55	24.98	2.59	4789	2.56	307	6.5	0.5	40.42	414.2	10.2	
27/09/06	0.58049	27/9/06 13.55	24.97	2.59	4789	2.56	307	6.6	0.51	40.42	414.2	10.2	
27/09/06	0.62215	27/9/06 14.55	24.97	2.59	4790	2.56	307	6.5	0.5	40.42	414.2	10.2	
27/09/06	0.66382	27/9/06 15.55	24.97	2.59	4786	2.56	307	6.5	0.5	40.42	414.2	10.2	
27/09/06	0.70549	27/9/06 16.55	24.96	2.59	4791	2.56	307	6.4	0.49	40.41	414.19	10.2	
27/09/06	0.74715	27/9/06 17.55	24.98	2.59	4789	2.56	307	6.5	0.5	40.42	414.2	10.2	
27/09/06	0.78882	27/9/06 18.55	24.98	2.59	4789	2.56	307	6.5	0.5	40.42	414.2	10.2	
27/09/06	0.83049	27/9/06 19.55	24.97	2.59	4790	2.56	306	6.6	0.51	40.42	414.2	10.2	
27/09/06	0.87215	27/9/06 20.55	24.97	2.59	4789	2.56	306	6.5	0.5	40.43	414.21	10.2	
27/09/06	0.91382	27/9/06 21.55	24.97	2.59	4789	2.56	306	6.5	0.5	40.43	414.21	10.2	
27/09/06	0.95549	27/9/06 22.55	24.98	2.59	4789	2.56	306	6.5	0.5	40.44	414.22	10.2	
27/09/06	0.99715	27/9/06 23.55	24.97	2.59	4789	2.56	306	6.5	0.5	40.42	414.2	10.2	
28/09/06	0.03882	28/9/06 0.55	24.98	2.59	4789	2.56	306	6.4	0.49	40.42	414.2	10.2	
28/09/06	0.08049	28/9/06 1.55	24.97	2.59	4790	2.56	306	6.5	0.5	40.42	414.2	10.2	
28/09/06	0.12215	28/9/06 2.55	24.98	2.59	4789	2.56	306	6.5	0.5	40.43	414.21	10.2	
28/09/06	0.16382	28/9/06 3.55	24.96	2.59	4793	2.56	305	6.4	0.49	40.43	414.21	10.2	
28/09/06	0.20549	28/9/06 4.55	24.97	2.59	4789	2.56	306	6.4	0.49	40.42	414.2	10.2	
28/09/06	0.24715	28/9/06 5.55	24.96	2.59	4788	2.56	305	6.4	0.49	40.43	414.21	10.2	
28/09/06	0.28882	28/9/06 6.55	24.98	2.59	4789	2.56	305	6.4	0.49	40.43	414.21	10.2	
28/09/06	0.33049	28/9/06 7.55	24.97	2.59	4792	2.56	305	6.3	0.49	40.43	414.21	10.2	
28/09/06	0.37215	28/9/06 8.55	24.98	2.59	4788	2.56	305	6.4	0.49	40.44	414.22	10.2	
28/09/06	0.41382	28/9/06 9.55	24.97	2.59	4787	2.56	305	6.3	0.49	40.44	414.22	10.2	
28/09/06	0.45549	28/9/06 10.55	24.97	2.59	4792	2.56	305	6.4	0.49	40.43	414.21	10.2	
28/09/06	0.49715	28/9/06 11.55	24.98	2.59	4789	2.56	305	6.4	0.49	40.44	414.22	10.1	
28/09/06	0.53882	28/9/06 12.55	24.97	2.59	4789	2.56	305	6.4	0.49	40.44	414.22	10.2	
28/09/06	0.58049	28/9/06 13.55	24.98	2.6	4789	2.56	304	6.4	0.49	40.44	414.22	10.1	
28/09/06	0.62215	28/9/06 14.55	24.97	2.59	4789	2.56	304	6.3	0.48	40.44	414.22	10.1	
28/09/06	0.66382	28/9/06 15.55	24.98	2.6	4788	2.56	304	6.4	0.49	40.43	414.21	10.2	
28/09/06	0.70549	28/9/06 16.55	24.97	2.59	4792	2.56	304	6.3	0.48	40.44	414.22	10.2	
28/09/06	0.74715	28/9/06 17.55	24.98	2.59	4790	2.56	304	6.3	0.49	40.44	414.22	10.2	

Pozzo Serpieri - Sonda profonda periodo 22-08-2006 - 04-10-2006

Data	Ora	Data completa	Temp	pH	EC	Sal	ORP	DO%	DO	Battente acqua	Quota	Batt	Livello statico misurato
DDMMYY	HHMMSS	DDMMYYHHMM	°C	Units	µS/cm	ppt	mV	Sat	mg/l	m	m slm	Volts	m slm
28/09/06	0.78882	28/9/06 18.55	24.98	2.6	4789	2.56	304	6.4	0.49	40.44	414.22	10.2	
28/09/06	0.83049	28/9/06 19.55	24.98	2.59	4787	2.56	304	6.3	0.48	40.44	414.22	10.2	
28/09/06	0.87215	28/9/06 20.55	24.97	2.59	4790	2.56	304	6.3	0.49	40.45	414.23	10.2	
28/09/06	0.91382	28/9/06 21.55	24.97	2.6	4787	2.56	304	6.3	0.49	40.45	414.23	10.2	
28/09/06	0.95549	28/9/06 22.55	24.97	2.59	4792	2.56	304	6.3	0.49	40.45	414.23	10.2	
28/09/06	0.99715	28/9/06 23.55	24.97	2.59	4790	2.56	304	6.3	0.48	40.45	414.23	10.2	
29/09/06	0.03882	29/9/06 0.55	24.97	2.6	4792	2.56	303	6.3	0.49	40.45	414.23	10.2	
29/09/06	0.08049	29/9/06 1.55	24.98	2.6	4792	2.56	303	6.3	0.49	40.46	414.24	10.1	
29/09/06	0.12215	29/9/06 2.55	24.98	2.6	4789	2.56	303	6.3	0.48	40.45	414.23	10.2	
29/09/06	0.16382	29/9/06 3.55	24.98	2.6	4793	2.56	303	6.3	0.48	40.45	414.23	10.2	
29/09/06	0.20549	29/9/06 4.55	24.98	2.6	4790	2.56	303	6.3	0.48	40.45	414.23	10.1	
29/09/06	0.24715	29/9/06 5.55	24.98	2.6	4789	2.56	303	6.3	0.48	40.46	414.24	10.1	
29/09/06	0.28882	29/9/06 6.55	24.97	2.6	4795	2.56	303	6.3	0.49	40.46	414.24	10.1	
29/09/06	0.33049	29/9/06 7.55	24.97	2.59	4789	2.56	303	6.3	0.48	40.46	414.24	10.1	
29/09/06	0.37215	29/9/06 8.55	24.98	2.6	4791	2.56	303	6.3	0.49	40.45	414.23	10.1	
29/09/06	0.41382	29/9/06 9.55	24.98	2.6	4789	2.56	303	6.3	0.49	40.47	414.25	10.1	
29/09/06	0.45549	29/9/06 10.55	24.98	2.6	4790	2.56	302	6.3	0.49	40.47	414.25	10.2	
29/09/06	0.49715	29/9/06 11.55	24.98	2.6	4790	2.56	302	6.3	0.48	40.47	414.25	10.2	
29/09/06	0.53882	29/9/06 12.55	24.98	2.6	4791	2.56	302	6.2	0.47	40.47	414.25	10.1	
29/09/06	0.58049	29/9/06 13.55	24.97	2.6	4792	2.56	302	6.3	0.48	40.47	414.25	10.2	
29/09/06	0.62215	29/9/06 14.55	24.98	2.6	4793	2.56	302	6.3	0.48	40.46	414.24	10.1	
29/09/06	0.66382	29/9/06 15.55	24.98	2.6	4793	2.56	302	6.2	0.47	40.47	414.25	10.1	
29/09/06	0.70549	29/9/06 16.55	24.98	2.6	4791	2.56	302	6.3	0.48	40.47	414.25	10.2	
29/09/06	0.74715	29/9/06 17.55	24.97	2.6	4790	2.56	302	6.2	0.47	40.47	414.25	10.2	
29/09/06	0.78882	29/9/06 18.55	24.98	2.6	4789	2.56	302	6.2	0.47	40.47	414.25	10.2	
29/09/06	0.83049	29/9/06 19.55	24.98	2.6	4790	2.56	302	6.3	0.48	40.47	414.25	10.2	
29/09/06	0.87215	29/9/06 20.55	24.99	2.6	4791	2.56	301	6.2	0.47	40.47	414.25	10.2	
29/09/06	0.91382	29/9/06 21.55	24.98	2.6	4792	2.56	301	6.2	0.47	40.48	414.26	10.1	
29/09/06	0.95549	29/9/06 22.55	24.97	2.6	4792	2.56	301	6.3	0.48	40.48	414.26	10.1	
29/09/06	0.99715	29/9/06 23.55	24.97	2.6	4789	2.56	301	6.2	0.47	40.48	414.26	10.1	
30/09/06	0.03882	30/9/06 0.55	24.97	2.6	4792	2.56	301	6.2	0.47	40.48	414.26	10.1	
30/09/06	0.08049	30/9/06 1.55	24.98	2.6	4795	2.56	301	6.2	0.47	40.47	414.25	10.2	
30/09/06	0.12215	30/9/06 2.55	24.98	2.6	4793	2.56	301	6.1	0.47	40.47	414.25	10.1	
30/09/06	0.16382	30/9/06 3.55	24.98	2.6	4792	2.56	301	6.2	0.47	40.48	414.26	10.1	
30/09/06	0.20549	30/9/06 4.55	24.98	2.6	4792	2.56	301	6.2	0.47	40.49	414.27	10.1	
30/09/06	0.24715	30/9/06 5.55	24.98	2.6	4793	2.56	301	6.2	0.47	40.47	414.25	10.1	
30/09/06	0.28882	30/9/06 6.55	24.97	2.6	4790	2.56	301	6.2	0.47	40.47	414.25	10.1	
30/09/06	0.33049	30/9/06 7.55	24.97	2.6	4793	2.56	301	6.2	0.47	40.48	414.26	10.1	
30/09/06	0.37215	30/9/06 8.55	24.98	2.6	4792	2.56	300	6.2	0.47	40.48	414.26	10.1	
30/09/06	0.41382	30/9/06 9.55	24.98	2.6	4792	2.56	300	6.2	0.47	40.47	414.25	10.1	
30/09/06	0.45549	30/9/06 10.55	24.98	2.6	4791	2.56	300	6.1	0.47	40.48	414.26	10.1	
30/09/06	0.49715	30/9/06 11.55	24.98	2.6	4789	2.56	300	6.2	0.47	40.49	414.27	10.1	
30/09/06	0.53882	30/9/06 12.55	24.97	2.6	4796	2.56	300	6.1	0.47	40.49	414.27	10.1	
30/09/06	0.58049	30/9/06 13.55	24.98	2.6	4792	2.56	300	6.1	0.47	40.49	414.27	10.1	
30/09/06	0.62215	30/9/06 14.55	24.98	2.6	4790	2.56	300	5.9	0.45	40.49	414.27	10.1	
30/09/06	0.66382	30/9/06 15.55	24.98	2.6	4794	2.56	300	6.2	0.47	40.48	414.26	10.1	
30/09/06	0.70549	30/9/06 16.55	24.98	2.6	4792	2.56	300	6.1	0.47	40.49	414.27	10.1	
30/09/06	0.74715	30/9/06 17.55	24.98	2.6	4795	2.56	300	6	0.46	40.48	414.26	10.1	
30/09/06	0.78882	30/9/06 18.55	24.97	2.6	4793	2.56	300	6	0.46	40.48	414.26	10.1	
30/09/06	0.83049	30/9/06 19.55	24.98	2.6	4793	2.56	300	6	0.46	40.49	414.27	10.1	
30/09/06	0.87215	30/9/06 20.55	24.98	2.6	4793	2.56	300	6.1	0.47	40.51	414.29	10.1	
30/09/06	0.91382	30/9/06 21.55	24.98	2.6	4792	2.56	299	6.1	0.47	40.49	414.27	10.1	
30/09/06	0.95549	30/9/06 22.55	24.98	2.6	4793	2.56	299	6.1	0.47	40.5	414.28	10.1	
30/09/06	0.99715	30/9/06 23.55	24.98	2.6	4793	2.56	299	6.1	0.47	40.51	414.29	10.1	
01/10/06	0.03882	1/10/06 0.55	24.98	2.6	4795	2.56	299	6.1	0.47	40.5	414.28	10.1	
01/10/06	0.08049	1/10/06 1.55	24.98	2.6	4794	2.56	299	6.1	0.47	40.5	414.28	10.1	

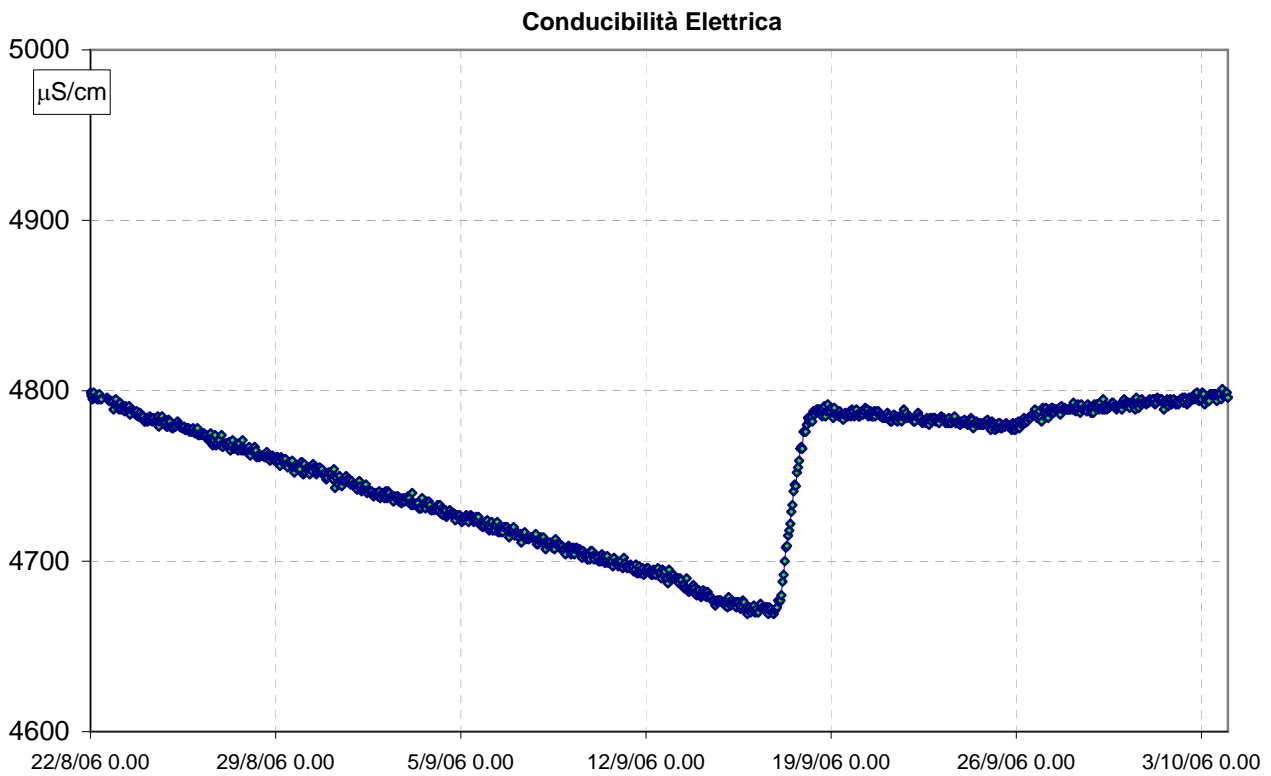
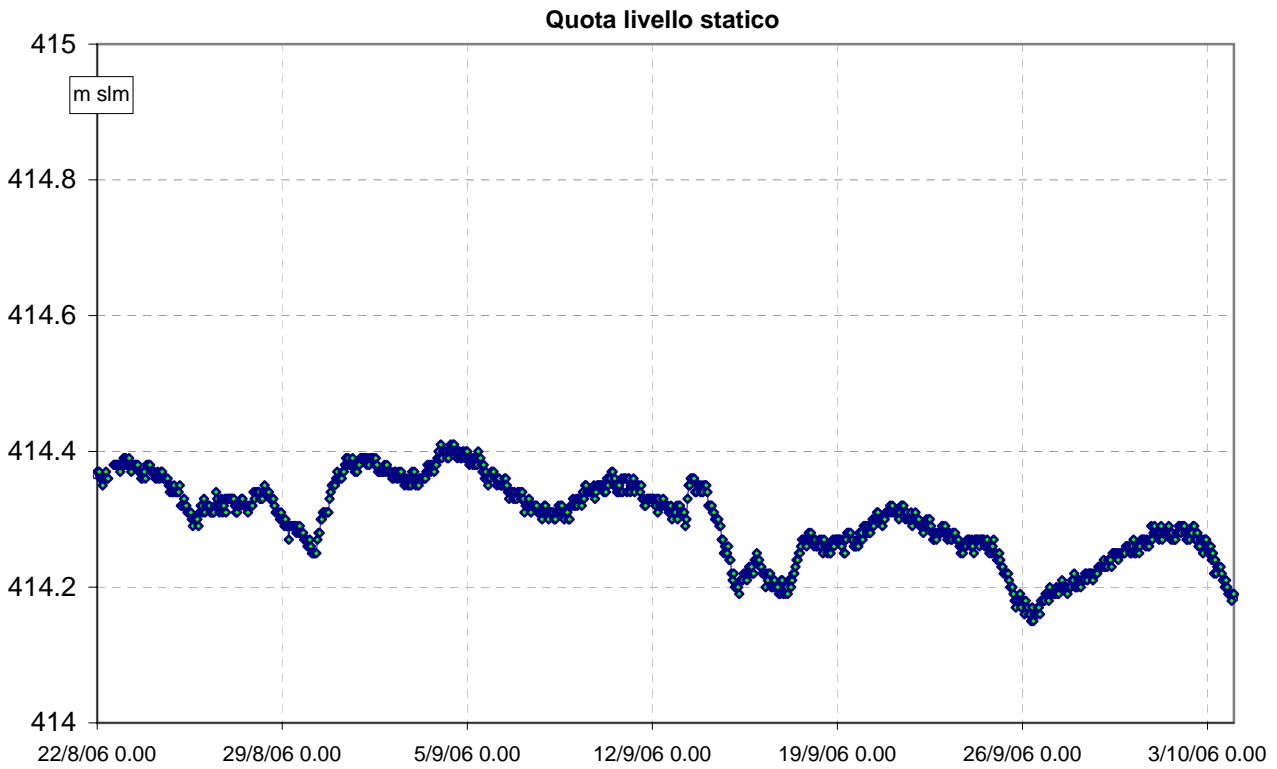
Pozzo Serpieri - Sonda profonda periodo 22-08-2006 - 04-10-2006

Data	Ora	Data completa	Temp	pH	EC	Sal	ORP	DO%	DO	Battente acqua	Quota	Batt	Livello statico misurato
DDMMYY	HHMMSS	DDMMYYHHMM	°C	Units	µS/cm	ppt	mV	Sat	mg/l	m	m slm	Volts	m slm
01/10/06	0.12215	1/10/06 2.55	24.98	2.61	4794	2.56	298	6.1	0.47	40.5	414.28	10.1	
01/10/06	0.16382	1/10/06 3.55	24.98	2.6	4795	2.56	299	6.1	0.47	40.49	414.27	10.1	
01/10/06	0.20549	1/10/06 4.55	24.98	2.6	4795	2.56	299	6	0.46	40.5	414.28	10.1	
01/10/06	0.24715	1/10/06 5.55	24.98	2.6	4792	2.56	299	6.1	0.47	40.51	414.29	10.1	
01/10/06	0.28882	1/10/06 6.55	24.98	2.61	4793	2.56	299	6.1	0.47	40.49	414.27	10.1	
01/10/06	0.33049	1/10/06 7.55	24.97	2.6	4796	2.56	299	5.9	0.45	40.5	414.28	10.1	
01/10/06	0.37215	1/10/06 8.55	24.98	2.6	4795	2.56	299	6	0.46	40.5	414.28	10.1	
01/10/06	0.41382	1/10/06 9.55	24.98	2.6	4794	2.56	298	6	0.46	40.5	414.28	10.1	
01/10/06	0.45549	1/10/06 10.55	24.98	2.6	4795	2.56	298	6	0.46	40.5	414.28	10.1	
01/10/06	0.49715	1/10/06 11.55	24.98	2.61	4795	2.56	298	6	0.46	40.5	414.28	10.1	
01/10/06	0.53882	1/10/06 12.55	24.98	2.6	4793	2.56	298	5.9	0.45	40.51	414.29	10.1	
01/10/06	0.58049	1/10/06 13.55	24.98	2.6	4789	2.56	298	6	0.46	40.5	414.28	10.1	
01/10/06	0.62215	1/10/06 14.55	24.98	2.6	4793	2.56	298	6	0.46	40.49	414.27	10.1	
01/10/06	0.66382	1/10/06 15.55	24.98	2.61	4792	2.56	298	5.9	0.45	40.5	414.28	10.1	
01/10/06	0.70549	1/10/06 16.55	24.99	2.61	4795	2.56	298	6.1	0.47	40.49	414.27	10.1	
01/10/06	0.74715	1/10/06 17.55	24.99	2.61	4791	2.56	298	6	0.46	40.49	414.27	10.1	
01/10/06	0.78882	1/10/06 18.55	24.98	2.61	4793	2.56	298	5.9	0.45	40.49	414.27	10.1	
01/10/06	0.83049	1/10/06 19.55	24.98	2.61	4795	2.56	298	5.9	0.45	40.5	414.28	10.1	
01/10/06	0.87215	1/10/06 20.55	24.98	2.61	4792	2.56	297	5.9	0.45	40.5	414.28	10.1	
01/10/06	0.91382	1/10/06 21.55	24.98	2.61	4793	2.56	298	6	0.46	40.51	414.29	10.1	
01/10/06	0.95549	1/10/06 22.55	24.98	2.61	4795	2.56	297	5.8	0.45	40.51	414.29	10.1	
01/10/06	0.99715	1/10/06 23.55	24.98	2.61	4793	2.56	297	5.9	0.45	40.5	414.28	10.1	
02/10/06	0.03882	2/10/06 0.55	24.98	2.61	4792	2.56	297	5.8	0.45	40.51	414.29	10.1	
02/10/06	0.08049	2/10/06 1.55	24.99	2.61	4794	2.56	297	6	0.46	40.51	414.29	10.1	
02/10/06	0.12215	2/10/06 2.55	24.98	2.61	4792	2.56	297	5.9	0.45	40.51	414.29	10.1	
02/10/06	0.16382	2/10/06 3.55	24.98	2.61	4793	2.56	297	5.9	0.45	40.5	414.28	10.1	
02/10/06	0.20549	2/10/06 4.55	24.98	2.61	4795	2.56	297	5.9	0.45	40.49	414.27	10.1	
02/10/06	0.24715	2/10/06 5.55	24.98	2.61	4795	2.56	297	5.8	0.45	40.49	414.27	10	
02/10/06	0.28882	2/10/06 6.55	24.98	2.61	4796	2.56	297	5.8	0.45	40.5	414.28	10.1	
02/10/06	0.33049	2/10/06 7.55	24.98	2.61	4793	2.56	297	5.9	0.45	40.49	414.27	10.1	
02/10/06	0.37215	2/10/06 8.55	24.98	2.61	4796	2.56	297	5.8	0.45	40.5	414.28	10.1	
02/10/06	0.41382	2/10/06 9.55	24.98	2.61	4795	2.56	296	5.9	0.45	40.5	414.28	10.1	
02/10/06	0.45549	2/10/06 10.55	24.98	2.61	4792	2.56	296	5.9	0.45	40.51	414.29	10.1	
02/10/06	0.49715	2/10/06 11.55	24.98	2.61	4793	2.56	296	5.9	0.45	40.51	414.29	10.1	
02/10/06	0.53882	2/10/06 12.55	24.98	2.61	4796	2.56	296	5.8	0.45	40.49	414.27	10.1	
02/10/06	0.58049	2/10/06 13.55	24.98	2.61	4794	2.56	296	5.9	0.45	40.49	414.27	10.1	
02/10/06	0.62215	2/10/06 14.55	24.98	2.61	4796	2.56	296	5.9	0.45	40.5	414.28	10	
02/10/06	0.66382	2/10/06 15.55	24.98	2.61	4795	2.56	296	5.8	0.45	40.48	414.26	10.1	
02/10/06	0.70549	2/10/06 16.55	24.98	2.61	4795	2.56	296	5.7	0.44	40.48	414.26	10	
02/10/06	0.74715	2/10/06 17.55	24.98	2.61	4798	2.56	296	5.8	0.45	40.49	414.27	10.1	
02/10/06	0.78882	2/10/06 18.55	24.99	2.61	4795	2.56	296	5.7	0.44	40.49	414.27	10.1	
02/10/06	0.83049	2/10/06 19.55	24.97	2.61	4799	2.57	296	5.8	0.45	40.47	414.25	10.1	
02/10/06	0.87215	2/10/06 20.55	24.98	2.61	4795	2.56	296	5.8	0.45	40.49	414.27	10	
02/10/06	0.91382	2/10/06 21.55	24.99	2.61	4794	2.56	296	5.8	0.45	40.49	414.27	10.1	
02/10/06	0.95549	2/10/06 22.55	24.99	2.61	4795	2.56	296	5.8	0.45	40.49	414.27	10.1	
02/10/06	0.99715	2/10/06 23.55	24.98	2.61	4795	2.56	295	5.7	0.44	40.48	414.26	10	
03/10/06	0.03882	3/10/06 0.55	24.98	2.61	4799	2.57	295	5.7	0.44	40.47	414.25	10.1	
03/10/06	0.08049	3/10/06 1.55	24.99	2.61	4798	2.56	295	5.7	0.44	40.47	414.25	10	
03/10/06	0.12215	3/10/06 2.55	24.99	2.61	4792	2.56	295	5.8	0.45	40.48	414.26	10	
03/10/06	0.16382	3/10/06 3.55	24.98	2.61	4795	2.56	295	5.7	0.44	40.46	414.24	10	
03/10/06	0.20549	3/10/06 4.55	24.99	2.61	4794	2.56	295	5.7	0.44	40.47	414.25	10	
03/10/06	0.24715	3/10/06 5.55	24.99	2.61	4794	2.56	295	5.7	0.44	40.44	414.22	10.1	
03/10/06	0.28882	3/10/06 6.55	24.99	2.61	4794	2.56	295	5.6	0.43	40.46	414.24	10	
03/10/06	0.33049	3/10/06 7.55	24.98	2.61	4798	2.56	295	5.7	0.44	40.44	414.22	10.1	
03/10/06	0.37215	3/10/06 8.55	24.98	2.61	4798	2.56	295	5.6	0.43	40.45	414.23	10	
03/10/06	0.41382	3/10/06 9.55	24.98	2.61	4798	2.56	295	5.7	0.44	40.45	414.23	10	

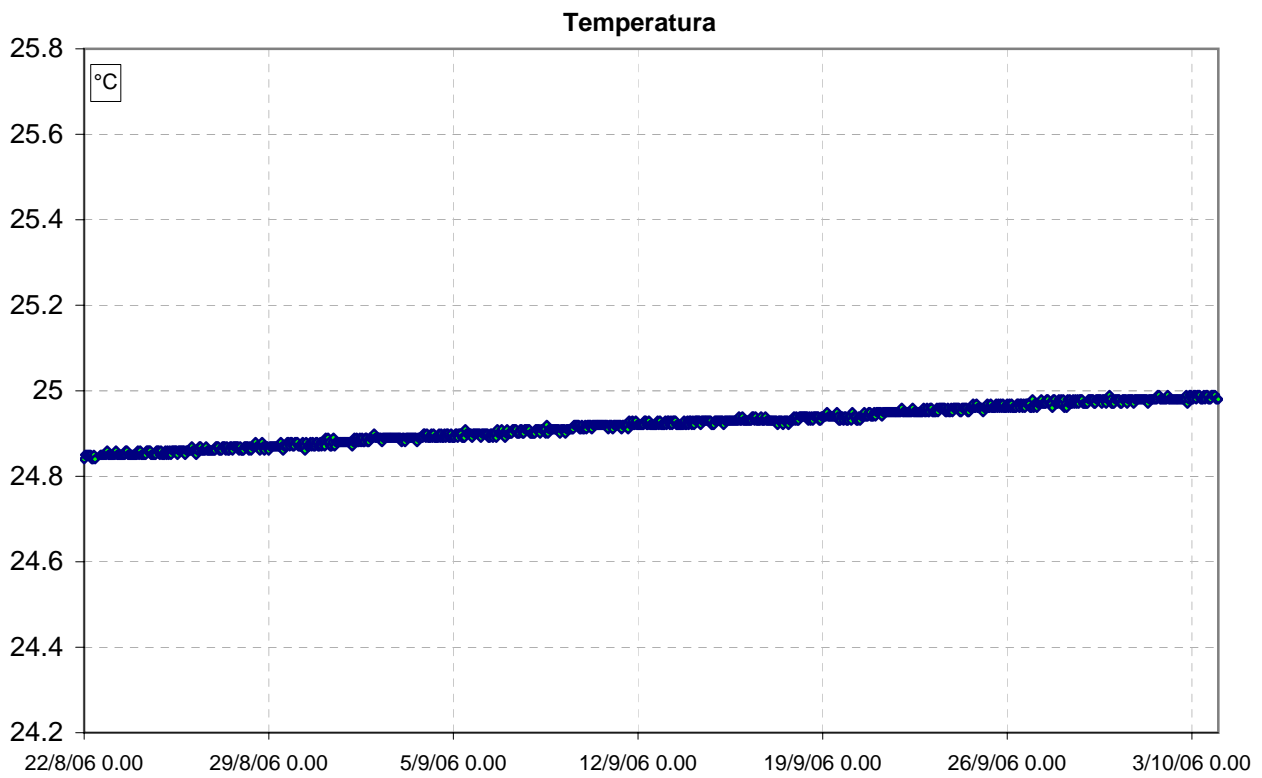
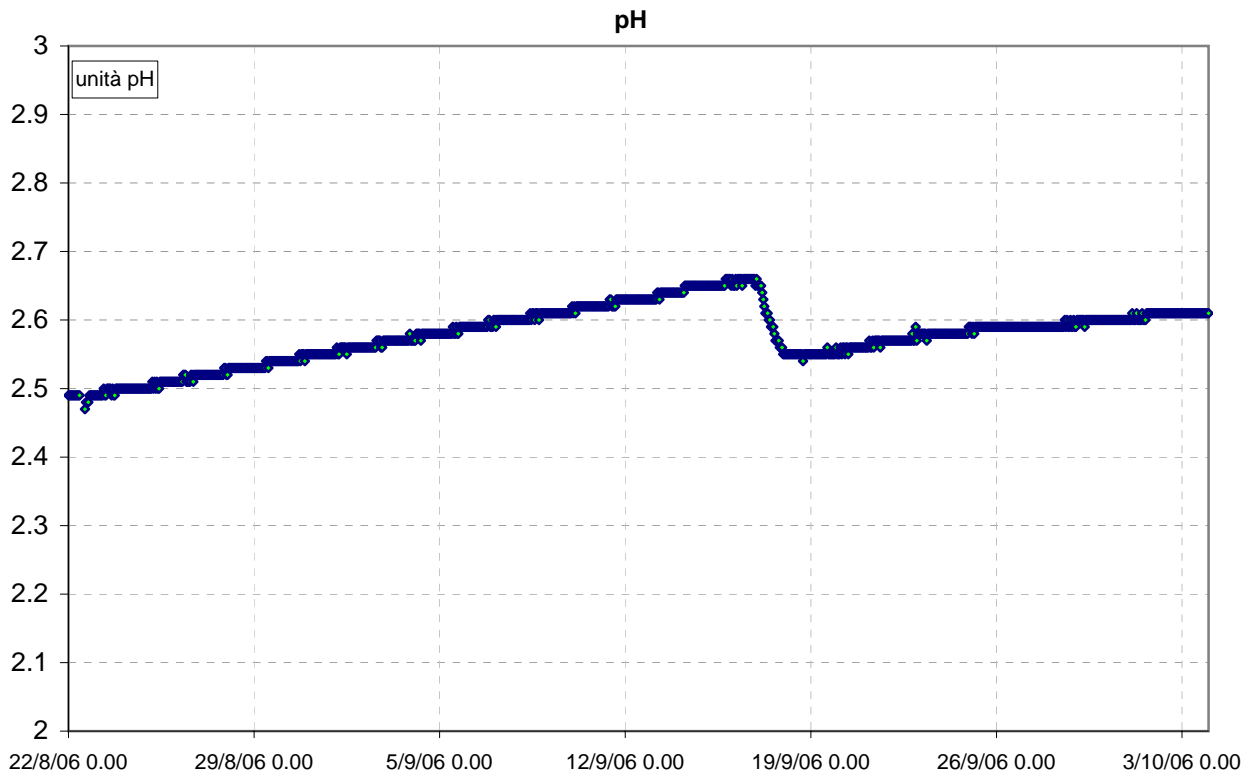
Pozzo Serpieri - Sonda profonda periodo 22-08-2006 - 04-10-2006

Data	Ora	Data completa	Temp	pH	EC	Sal	ORP	DO%	DO	Battente acqua	Quota	Batt	Livello statico misurato
DDMMYY	HHMMSS	DDMMYYHHMM	°C	Units	µS/cm	ppt	mV	Sat	mg/l	m	m slm	Volts	m slm
03/10/06	0.45549	3/10/06 10.55	24.99	2.61	4798	2.56	295	5.6	0.43	40.45	414.23	10	
03/10/06	0.49715	3/10/06 11.55	24.98	2.61	4798	2.56	295	5.6	0.43	40.45	414.23	10	
03/10/06	0.53882	3/10/06 12.55	24.99	2.61	4798	2.56	294	5.7	0.44	40.44	414.22	10	
03/10/06	0.58049	3/10/06 13.55	24.99	2.61	4794	2.56	294	5.7	0.44	40.43	414.21	10	
03/10/06	0.62215	3/10/06 14.55	24.98	2.61	4798	2.56	294	5.7	0.44	40.43	414.21	10.1	
03/10/06	0.66382	3/10/06 15.55	24.98	2.61	4798	2.56	294	5.7	0.44	40.42	414.2	10	
03/10/06	0.70549	3/10/06 16.55	24.98	2.61	4798	2.56	294	5.8	0.45	40.43	414.21	10	
03/10/06	0.74715	3/10/06 17.55	24.99	2.61	4795	2.56	294	5.6	0.43	40.42	414.2	10	
03/10/06	0.78882	3/10/06 18.55	24.99	2.61	4801	2.57	294	5.7	0.44	40.41	414.19	10	
03/10/06	0.83049	3/10/06 19.55	24.99	2.61	4797	2.56	294	5.5	0.43	40.41	414.19	10	
03/10/06	0.87215	3/10/06 20.55	24.99	2.61	4798	2.56	294	5.6	0.43	40.41	414.19	10	
03/10/06	0.91382	3/10/06 21.55	24.98	2.61	4798	2.56	294	5.5	0.43	40.4	414.18	10	
03/10/06	0.95549	3/10/06 22.55	24.98	2.61	4799	2.57	294	5.5	0.43	40.41	414.19	10	
03/10/06	0.99715	3/10/06 23.55	24.98	2.61	4796	2.56	294	5.6	0.43	40.41	414.19	10	
04/10/06	0.03882	4/10/06 0.55	24.99	2.61	4797	2.56	294	5.6	0.43	40.41	414.19	10	
04/10/06	0.08049	4/10/06 1.55	24.98	2.61	4798	2.56	294	5.5	0.43	40.41	414.19	10	
04/10/06	0.12215	4/10/06 2.55	24.98	2.61	4796	2.56	294	5.5	0.43	40.4	414.18	10	
04/10/06	0.16382	4/10/06 3.55	24.98	2.61	4797	2.56	293	5.5	0.43	40.41	414.19	10	
04/10/06	0.20549	4/10/06 4.55	24.99	2.61	4801	2.57	293	5.6	0.43	40.41	414.19	10	
04/10/06	0.24715	4/10/06 5.55	24.98	2.61	4799	2.57	293	5.7	0.44	40.41	414.19	10	
04/10/06	0.28882	4/10/06 6.55	24.98	2.61	4799	2.57	293	5.6	0.43	40.41	414.19	9.9	
04/10/06	0.33049	4/10/06 7.55	24.98	2.61	4797	2.56	293	5.5	0.43	40.4	414.18	10	
04/10/06	0.37215	4/10/06 8.55	24.98	2.61	4799	2.57	293	5.6	0.43	40.42	414.2	10	

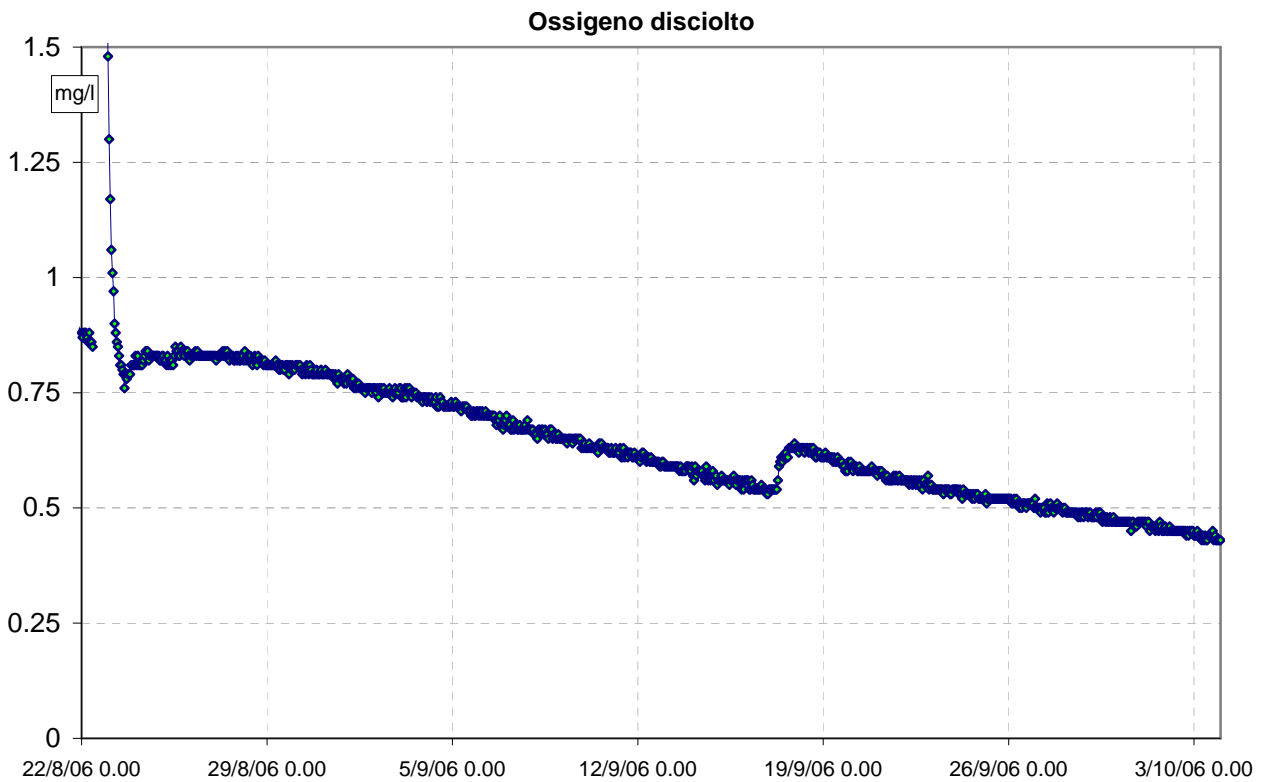
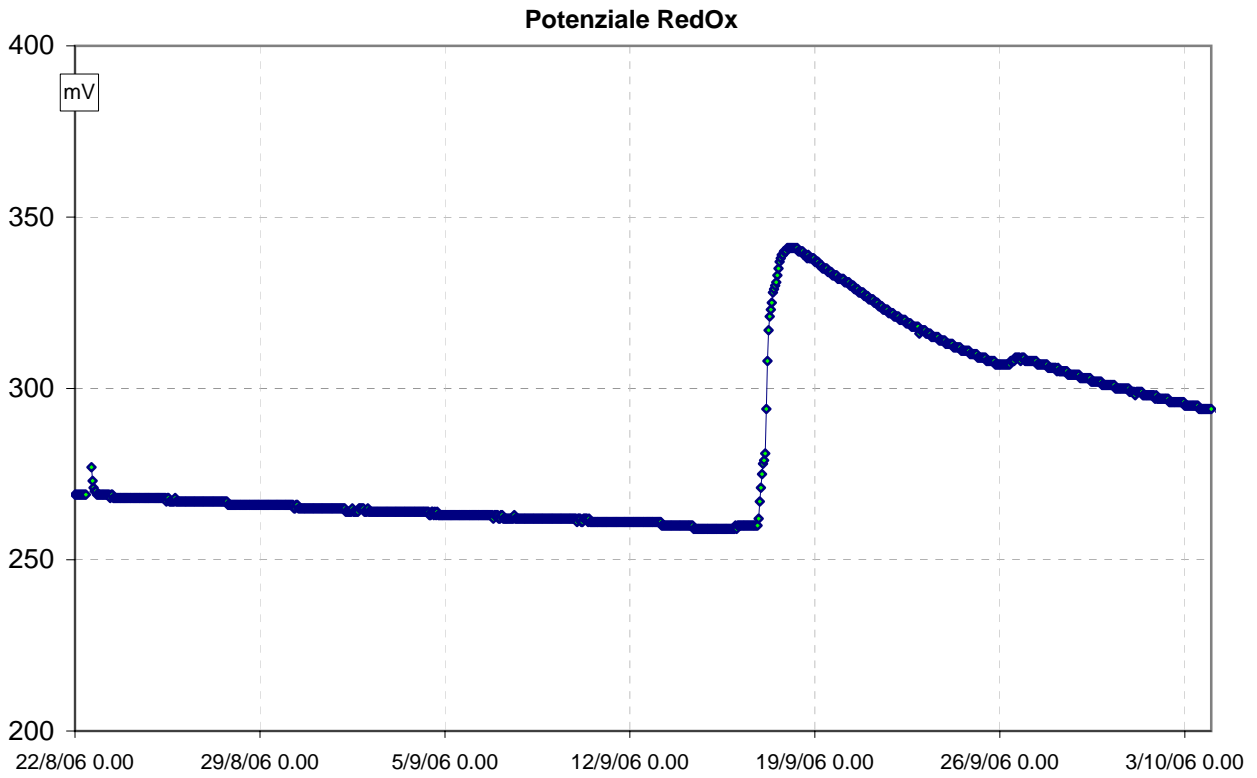
Pozzo Serpieri - Sonda profonda periodo 22-08-2006 - 04-10-2006



Pozzo Serpieri - Sonda profonda periodo 22-08-2006 - 04-10-2006



Pozzo Serpieri - Sonda profonda periodo 22-08-2006 - 04-10-2006



Pozzo Serpieri - Log Verticale del 4-10-2006

Data	Ora	Data completa	Temp	pH	EC	Sal	ORP	DO%	DO	ΔAcqua	Quota	Batt
DDMMYY	HHMMSS	DDMMYYHHMM	°C	Units	μS/cm	ppt	mV	Sat	mg/l	meters	m slm	Volts
04/10/2006	11.03.54	4/10/06 11.03	19.98	3.04	5.3	0.01	331	4.5	0.41	-0.52	414.79	12.5
04/10/2006	11.03.59	4/10/06 11.03	20.02	3.04	5.3	0.01	331	4.5	0.41	-0.52	414.79	12.5
04/10/2006	11.04.04	4/10/06 11.04	20.1	3.04	5.4	0.01	331	4.3	0.39	-0.52	414.79	12.5
04/10/2006	11.04.09	4/10/06 11.04	20.07	3.04	5.4	0.01	332	4.3	0.39	-0.52	414.79	12.5
04/10/2006	11.04.14	4/10/06 11.04	19.95	3.04	5.3	0.01	331	4.1	0.38	-0.53	414.8	12.5
04/10/2006	11.04.19	4/10/06 11.04	19.97	3.04	5.3	0.01	331	4.1	0.38	-0.52	414.79	12.5
04/10/2006	11.04.24	4/10/06 11.04	19.66	3.04	5.6	0.01	331	4.1	0.37	-0.51	414.78	12.5
04/10/2006	11.04.29	4/10/06 11.04	19.51	3.04	5.5	0.01	331	4.2	0.38	-0.52	414.79	12.5
04/10/2006	11.04.34	4/10/06 11.04	19.6	3.04	5.5	0.01	331	4	0.37	-0.53	414.8	12.5
04/10/2006	11.04.39	4/10/06 11.04	19.67	3.04	5.5	0.01	332	4	0.37	-0.52	414.79	12.5
04/10/2006	11.04.44	4/10/06 11.04	19.76	3.04	5.5	0.01	332	4.1	0.37	-0.51	414.78	12.5
04/10/2006	11.04.49	4/10/06 11.04	19.84	3.04	5.3	0.01	332	4	0.37	-0.53	414.8	12.5
04/10/2006	11.04.54	4/10/06 11.04	19.91	3.05	5.3	0.01	332	4	0.36	-0.5	414.77	12.5
04/10/2006	11.04.59	4/10/06 11.04	19.96	3.05	5.3	0.01	332	4	0.36	-0.52	414.79	12.5
04/10/2006	11.05.04	4/10/06 11.05	19.98	3.05	5.3	0.01	332	4	0.36	-0.51	414.78	12.5
04/10/2006	11.05.09	4/10/06 11.05	19.99	3.05	5.3	0.01	332	3.9	0.35	-0.51	414.78	12.5
04/10/2006	11.05.14	4/10/06 11.05	19.97	3.05	5.3	0.01	332	4	0.36	-0.5	414.77	12.5
04/10/2006	11.05.19	4/10/06 11.05	19.96	3.04	5.3	0.01	332	4	0.36	-0.5	414.77	12.5
04/10/2006	11.05.24	4/10/06 11.05	19.95	3.05	5.2	0.01	332	3.9	0.35	-0.51	414.78	12.5
04/10/2006	11.05.29	4/10/06 11.05	19.96	3.05	5.2	0.01	332	3.9	0.35	-0.5	414.77	12.5
04/10/2006	11.05.34	4/10/06 11.05	19.95	3.05	5.3	0.01	332	3.9	0.35	-0.49	414.76	12.5
04/10/2006	11.05.39	4/10/06 11.05	19.95	3.05	5.2	0.01	332	3.9	0.35	-0.49	414.76	12.5
04/10/2006	11.05.44	4/10/06 11.05	19.94	3.05	5.2	0.01	332	3.8	0.35	-0.49	414.76	12.5
04/10/2006	11.05.49	4/10/06 11.05	19.89	3.05	5.2	0.01	332	3.9	0.35	-0.49	414.76	12.5
04/10/2006	11.05.54	4/10/06 11.05	19.89	3.04	5.3	0.01	332	3.9	0.35	-0.49	414.76	12.5
04/10/2006	11.05.59	4/10/06 11.05	20.22	2.88	1465	0.74	340	3.8	0.34	-0.35	414.62	12.5
04/10/2006	11.06.04	4/10/06 11.06	23.2	2.84	2989	1.56	344	4.1	0.35	0.94	413.33	12.5
04/10/2006	11.06.09	4/10/06 11.06	23.3	2.8	2985	1.55	347	3.9	0.33	2.01	412.26	12.5
04/10/2006	11.06.14	4/10/06 11.06	23.32	2.77	2986	1.55	350	3.6	0.3	3.44	410.83	12.5
04/10/2006	11.06.19	4/10/06 11.06	23.33	2.75	2991	1.56	351	3.2	0.27	5.01	409.26	12.5
04/10/2006	11.06.24	4/10/06 11.06	23.34	2.74	2991	1.56	353	2.8	0.24	6.46	407.81	12.5
04/10/2006	11.06.29	4/10/06 11.06	23.34	2.73	2988	1.56	354	2.6	0.22	7.56	406.71	12.5
04/10/2006	11.06.34	4/10/06 11.06	23.36	2.72	2988	1.56	354	2.3	0.2	8.9	405.37	12.5
04/10/2006	11.06.39	4/10/06 11.06	23.37	2.71	2993	1.56	355	2.2	0.18	9.95	404.32	12.5
04/10/2006	11.06.44	4/10/06 11.06	23.36	2.72	2994	1.56	355	2.1	0.18	10.62	403.65	12.5
04/10/2006	11.06.49	4/10/06 11.06	23.38	2.72	2997	1.56	356	2	0.17	11.95	402.32	12.5
04/10/2006	11.06.54	4/10/06 11.06	23.4	2.72	2992	1.56	356	1.9	0.16	13.38	400.89	12.5
04/10/2006	11.06.59	4/10/06 11.06	23.4	2.72	2992	1.56	356	1.7	0.15	15.19	399.08	12.5
04/10/2006	11.07.04	4/10/06 11.07	23.39	2.72	2991	1.56	356	1.7	0.15	16.01	398.26	12.5

04/10/2006	11.07.09	4/10/06	11.07	24.74	2.72	4952	2.65	357	1.7	0.14	17.5	396.77	12.5
04/10/2006	11.07.14	4/10/06	11.07	24.95	2.73	4929	2.64	357	1.7	0.14	18.93	395.34	12.5
04/10/2006	11.07.19	4/10/06	11.07	24.97	2.73	4935	2.64	357	1.5	0.12	20.54	393.73	12.5
04/10/2006	11.07.24	4/10/06	11.07	24.97	2.74	4934	2.64	357	1.5	0.12	22.47	391.8	12.5
04/10/2006	11.07.29	4/10/06	11.07	24.97	2.75	4937	2.64	356	1.5	0.12	24.36	389.91	12.5
04/10/2006	11.07.34	4/10/06	11.07	24.98	2.75	4939	2.64	355	1.5	0.12	25.99	388.28	12.5
04/10/2006	11.07.39	4/10/06	11.07	24.96	2.76	4937	2.64	355	1.5	0.12	26.26	388.01	12.5
04/10/2006	11.07.44	4/10/06	11.07	24.98	2.76	4932	2.64	354	1.5	0.12	27.97	386.3	12.5
04/10/2006	11.07.49	4/10/06	11.07	24.98	2.77	4933	2.64	353	1.4	0.11	29.8	384.47	12.5
04/10/2006	11.07.54	4/10/06	11.07	24.98	2.77	4933	2.64	352	1.5	0.12	31.68	382.59	12.5
04/10/2006	11.07.59	4/10/06	11.07	24.98	2.77	4932	2.64	351	1.5	0.12	33.55	380.72	12.5
04/10/2006	11.08.04	4/10/06	11.08	24.98	2.77	4938	2.64	351	1.5	0.12	35.56	378.71	12.5
04/10/2006	11.08.09	4/10/06	11.08	24.98	2.81	4938	2.64	348	1.5	0.12	37.62	376.65	12.5
04/10/2006	11.08.14	4/10/06	11.08	24.98	2.79	4936	2.64	349	1.3	0.11	39.28	374.99	12.5
04/10/2006	11.08.19	4/10/06	11.08	24.98	2.8	4932	2.64	347	1.3	0.11	36.86	377.41	12.5
04/10/2006	11.08.24	4/10/06	11.08	24.98	2.79	4930	2.64	347	1.3	0.11	32.35	381.92	12.5
04/10/2006	11.08.29	4/10/06	11.08	24.98	2.79	4929	2.64	346	1.3	0.1	27.87	386.4	12.5
04/10/2006	11.08.34	4/10/06	11.08	24.98	2.8	4929	2.64	345	1.3	0.11	23.19	391.08	12.5
04/10/2006	11.08.39	4/10/06	11.08	24.98	2.8	4932	2.64	344	1.3	0.11	18.33	395.94	12.5
04/10/2006	11.08.44	4/10/06	11.08	23.84	2.8	2989	1.55	344	1.2	0.1	12.95	401.32	12.5
04/10/2006	11.08.49	4/10/06	11.08	23.43	2.79	2986	1.55	343	1.2	0.1	8.75	405.52	12.5
04/10/2006	11.08.54	4/10/06	11.08	23.37	2.79	2983	1.55	343	1.3	0.11	4.37	409.9	12.5
04/10/2006	11.08.59	4/10/06	11.08	23.36	2.83	30	0.02	340	1.2	0.1	-0.47	414.74	12.5
04/10/2006	11.09.04	4/10/06	11.09	23.35	2.87	17.5	0.02	338	1.1	0.09	-0.48	414.75	12.5
04/10/2006	11.09.09	4/10/06	11.09	23.31	2.89	13.5	0.01	337	1.5	0.13	-0.49	414.76	12.5
04/10/2006	11.09.14	4/10/06	11.09	23.28	2.89	10.3	0.01	337	1.7	0.15	-0.51	414.78	12.5
04/10/2006	11.09.19	4/10/06	11.09	23.24	2.89	9.6	0.01	337	2.1	0.18	-0.5	414.77	12.5
04/10/2006	11.09.24	4/10/06	11.09	23.21	2.89	8.6	0.01	337	2.4	0.2	-0.51	414.78	12.5
04/10/2006	11.09.29	4/10/06	11.09	23.18	2.89	7.9	0.01	338	2.6	0.22	-0.51	414.78	12.5
04/10/2006	11.09.34	4/10/06	11.09	23.04	2.89	7.6	0.01	338	2.8	0.24	-0.51	414.78	12.5
04/10/2006	11.09.39	4/10/06	11.09	22.89	2.88	7.3	0.01	339	2.9	0.25	-0.51	414.78	12.5
04/10/2006	11.09.44	4/10/06	11.09	22.48	2.89	7.1	0.01	338	3.1	0.27	-0.51	414.78	12.5
04/10/2006	11.09.49	4/10/06	11.09	21.6	2.9	7.1	0.01	338	3.2	0.28	-0.52	414.79	12.5
04/10/2006	11.09.54	4/10/06	11.09	20.39	2.9	6.9	0.01	337	3.3	0.3	-0.51	414.78	12.5
04/10/2006	11.09.59	4/10/06	11.09	19.75	2.9	6.9	0.01	337	3.6	0.33	-0.51	414.78	12.5

Pozzo Serpieri - Log Verticale del 4-10-2006

