



HydroGeo

Ingegneria per l'Ambiente ed il Territorio

Studio Tecnico Associato Ingg. G. Gazzini, T. Staiano



Via Cardinal Latino, 20

50126 Firenze

Tel/Fax 055 65 87 050

e-mail info@studiohydrogeo.it

REALIZZAZIONE DI UN IMPIANTO IDROELETTRICO AD ACQUA FLUENTE PER LA PRODUZIONE DI ENERGIA ELETTRICA DA FONTE RINNOVABILE DAL FIUME SIEVE, DENOMINATO "ALESSANDRI"

STUDIO IDROLOGICO IDRAULICO

TAVOLA

A1

SEZIONI CON LIVELLI IDROMETRICI STATO SOVRAPPONTO STATO ATTUALE E E SCENARIO 2

SCALA: varie

COMMITTENTE:



RE Partner s.r.l.

Viale Giusti, 593

55100 Lucca (LU)

PROGETTISTI:

ING. ANDREA BENVENUTI

ING. TIZIANO STAIANO

PROGETTO

L 4 3 7

LOTTO

0 1

FASE

S 0 6

DOC

I

ELABORATO

0 0 1 A

REV

A

REV.

A

DATA EMISSIONE

Marzo 2014

REDATTO

T.Staiano

VERIFICATO

T.Staiano

APPROVATO

T.Staiano

Legenda	
Livelli TR 30 - A -	Inviluppo dei livelli idrometrici F.Sieve Tempo di ritorno 30 anni Stato Attuale
Livelli TR 200 - A -	Inviluppo dei livelli idrometrici F.Sieve Tempo di ritorno 200 anni Stato Attuale
Livelli TR 30 - S2 -	Inviluppo dei livelli idrometrici F.Sieve Tempo di ritorno 30 anni Scenario 2
Livelli TR 200 - S2 -	Inviluppo dei livelli idrometrici F.Sieve Tempo di ritorno 200 anni Scenario 2

STATO SOVRAPPOSTO
SEZIONE N° 01974__06
SEZIONE N° 01974__06

Livelli TR 30 - A - H=151.48 m. s.l.m.

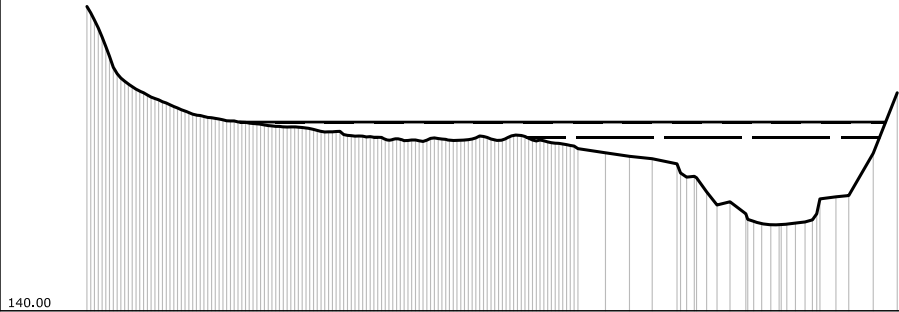
Livelli TR 200 - A - H=152.48 m. s.l.m.

Livelli TR 30 - S2 - H=151.48 m. s.l.m.

Livelli TR 200 - S2 - H=152.48 m. s.l.m.

SCALA DISTANZE 1:2000
SCALA QUOTE 1:500

140.00



STATO ATTUALE	STATO ATTUALE	
	PUNTI	QUOTE [m s.l.m.]
SCENARIO 2	1 4 7 10 3 6 9 2 2 5 8 5 4 7 0 3 6 5 2 5 8 1 6 7 0 7 6 9 3 2 3 0 9 4 7 0 0 0 0 0 0 1 2 5 8 2 2 0 20	13213313413523404243464851524557158159
	0.00 3.99 5.99 8.99 14.98 17.98 20.97 26.97 32.97 35.96 38.96 44.95 47.95 50.94 56.94 65.93 68.93 74.92 77.92 80.91 85.90 89.90 95.90 98.89 104.89 107.88 110.88 116.87 119.87 125.86 128.86	150.72 149.73 148.73 147.73 146.73 145.73 144.73 143.73 142.73 141.73 140.73 139.73 138.73 137.73 136.73 135.73 134.73 133.73 132.73 131.73 130.73 129.73 128.73 127.73 126.73 125.73 124.73 123.73 122.73 121.73 120.73 119.73 118.73 117.73 116.73 115.73 114.73 113.73 112.73 111.73 110.73 109.73 108.73 107.73 106.73 105.73 104.73 103.73 102.73 101.73 100.73 99.73 98.73 97.73 96.73 95.73 94.73 93.73 92.73 91.73 90.73 89.73 88.73 87.73 86.73 85.73 84.73 83.73 82.73 81.73 80.73 79.73 78.73 77.73 76.73 75.73 74.73 73.73 72.73 71.73 70.73 69.73 68.73 67.73 66.73 65.73 64.73 63.73 62.73 61.73 60.73 59.73 58.73 57.73 56.73 55.73 54.73 53.73 52.73 51.73 50.73 49.73 48.73 47.73 46.73 45.73 44.73 43.73 42.73 41.73 40.73 39.73 38.73 37.73 36.73 35.73 34.73 33.73 32.73 31.73 30.73 29.73 28.73 27.73 26.73 25.73 24.73 23.73 22.73 21.73 20.73 19.73 18.73 17.73 16.73 15.73 14.73 13.73 12.73 11.73 10.73 9.73 8.73 7.73 6.73 5.73 4.73 3.73 2.73 1.73 0.73 0.00
	DISTANZE PROGRESSIVE [m]	
	DISTANZE PARZIALI [m]	
	PUNTI	1 4 7 10 3 6 9 2 2 5 8 5 4 7 0 3 6 5 2 5 8 1 6 7 0 7 6 9 3 2 3 0 9 4 7 0 0 0 0 0 0 1 2 5 8 2 2 0 20
	QUOTE [m s.l.m.]	13213313413523404243464851524557158159
	DISTANZE PROGRESSIVE [m]	
	DISTANZE PARZIALI [m]	

[illegible]

STATO SOVRAPPOSTO

SEZIONE N° 01923__06

SEZIONE N° 01923__06

Livello TR 30 - A - H=149.97 m. s.l.m.

Livello TR 200 - A - H=151.01 m. s.l.m.

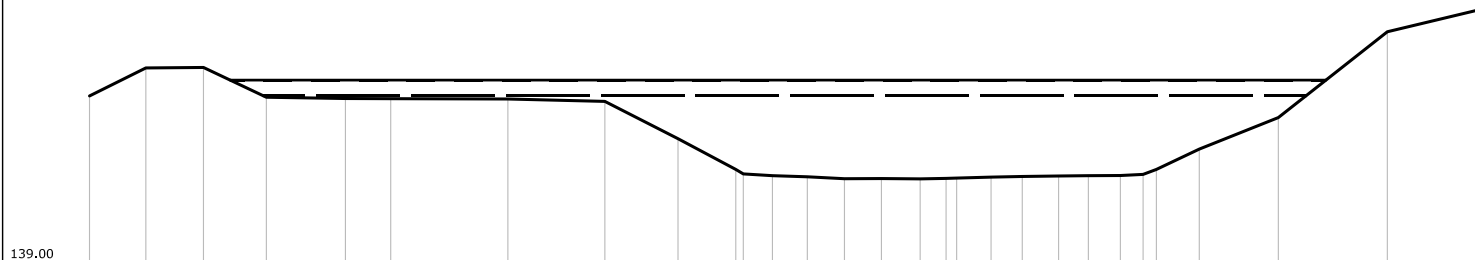
Livello TR 30 - S2 - H=149.97 m. s.l.m.

Livello TR 200 - S2 - H=151.01 m. s.l.m.

SCALA DISTANZE 1:500

SCALA QUOTE 1:500

139.00

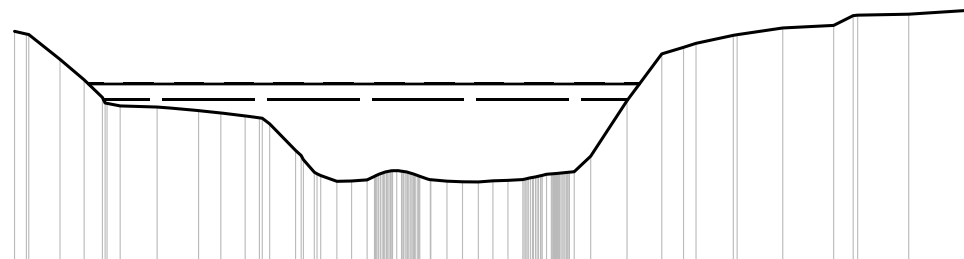


STATO ATTUALE	PUNTI																												
	QUOTE [m s.l.m.]																												
	DISTANZE PROGRESSIVE [m]																												
	DISTANZE PARZIALI [m]																												
	1	2	3	4	5	6	7	8	9	10	12	13	14	15	16	17	18	19	20	21	22	23	24	25	26	27	28	29	
149.97	151.82	151.85	149.88	149.80	149.79	149.77	149.61	147.14	145.11	144.70	144.62	144.50	144.51	144.48	144.52	144.54	144.60	144.64	144.67	144.70	144.71	144.78	145.11	146.45	148.54	154.21	155.76		
0.00	3.73	7.54	11.70	16.92	19.92	27.67	34.08	38.92	42.74	45.16	47.47	49.93	52.37	54.93	56.65	57.35	59.62	61.69	64.09	66.06	68.17	69.68	70.55	73.39	78.62	85.83	92.28		
	3.73	3.81	4.16	5.22	3.00	7.75	6.41	4.84	3.82			2.46	2.44	2.56				2.40					2.84	5.23	7.21	6.45			
SCENARIO 2	PUNTI																												
	QUOTE [m s.l.m.]																												
	DISTANZE PROGRESSIVE [m]																												
	DISTANZE PARZIALI [m]																												
	1	2	3	4	5	6	7	8	9	10	12	13	14	15	16	17	18	19	20	21	22	23	24	25	26	27	28	29	
149.97	151.82	151.85	149.88	149.80	149.79	149.77	149.61	147.14	145.11	144.70	144.62	144.50	144.51	144.48	144.52	144.54	144.60	144.64	144.67	144.70	144.71	144.78	145.11	146.45	148.54	154.21	155.76		
0.00	3.73	7.54	11.70	16.92	19.92	27.67	34.08	38.92	42.74	45.16	47.47	49.93	52.37	54.93	56.65	57.35	59.62	61.69	64.09	66.06	68.17	69.68	70.55	73.39	78.62	85.83	92.28		
	3.73	3.81	4.16	5.22	3.00	7.75	6.41	4.84	3.82			2.46	2.44	2.56				2.40					2.84	5.23	7.21	6.45			

SEZIONE N° 01913PA06

Livelli TR 200 - S2 - H=150.82 m. s.l.m.

SCALA QUOTE 1:500



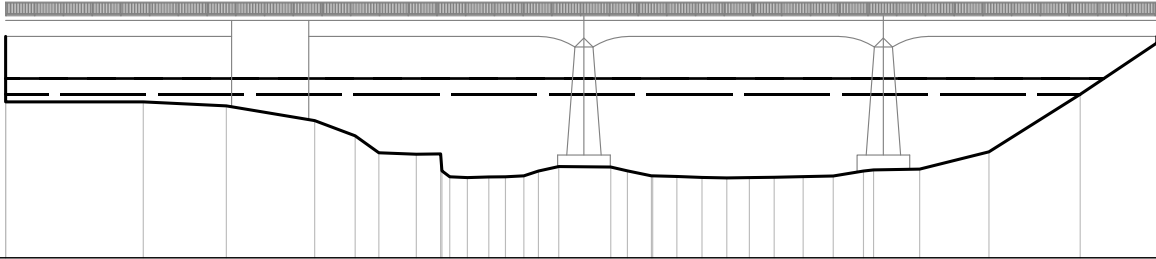
STATO ATTUALE	
PUNTI	1 2 3 4 5 6 7 8 9 10 11 12 13 14 15 16 17 18 19 20 21 22 23 24 25 26 27 28 29 30 31 32 33 34 35 36 37 38 39 40 41 42 43 44 45 46 47 48 49 50 51 52 53 54 55 56 57 58 59 60 61 62 63 64 65 66 67 68 69 70 71 72 73 74 75 76 77 78 79 80 81 82 83 84 85 86 87 88 89 90 91 92 93 94 95 96 97 98 99 100
QUOTE [m s.l.m.]	154.31 154.13 154.11 154.09 154.07 154.05 154.03 154.01 153.99 153.97 153.95 153.93 153.91 153.89 153.87 153.85 153.83 153.81 153.79 153.77 153.75 153.73 153.71 153.69 153.67 153.65 153.63 153.61 153.59 153.57 153.55 153.53 153.51 153.49 153.47 153.45 153.43 153.41 153.39 153.37 153.35 153.33 153.31 153.29 153.27 153.25 153.23 153.21 153.19 153.17 153.15 153.13 153.11 153.09 153.07 153.05 153.03 153.01 152.99 152.97 152.95 152.93 152.91 152.89 152.87 152.85 152.83 152.81 152.79 152.77 152.75 152.73 152.71 152.69 152.67 152.65 152.63 152.61 152.59 152.57 152.55 152.53 152.51 152.49 152.47 152.45 152.43 152.41 152.39 152.37 152.35 152.33 152.31 152.29 152.27 152.25 152.23 152.21 152.19 152.17 152.15 152.13 152.11 152.09 152.07 152.05 152.03 152.01 151.99 151.97 151.95 151.93 151.91 151.89 151.87 151.85 151.83 151.81 151.79 151.77 151.75 151.73 151.71 151.69 151.67 151.65 151.63 151.61 151.59 151.57 151.55 151.53 151.51 151.49 151.47 151.45 151.43 151.41 151.39 151.37 151.35 151.33 151.31 151.29 151.27 151.25 151.23 151.21 151.19 151.17 151.15 151.13 151.11 151.09 151.07 151.05 151.03 151.01 150.99 150.97 150.95 150.93 150.91 150.89 150.87 150.85 150.83 150.81 150.79 150.77 150.75 150.73 150.71 150.69 150.67 150.65 150.63 150.61 150.59 150.57 150.55 150.53 150.51 150.49 150.47 150.45 150.43 150.41 150.39 150.37 150.35 150.33 150.31 150.29 150.27 150.25 150.23 150.21 150.19 150.17 150.15 150.13 150.11 150.09 150.07 150.05 150.03 150.01 149.99 149.97 149.95 149.93 149.91 149.89 149.87 149.85 149.83 149.81 149.79 149.77 149.75 149.73 149.71 149.69 149.67 149.65 149.63 149.61 149.59 149.57 149.55 149.53 149.51 149.49 149.47 149.45 149.43 149.41 149.39 149.37 149.35 149.33 149.31 149.29 149.27 149.25 149.23 149.21 149.19 149.17 149.15 149.13 149.11 149.09 149.07 149.05 149.03 149.01 148.99 148.97 148.95 148.93 148.91 148.89 148.87 148.85 148.83 148.81 148.79 148.77 148.75 148.73 148.71 148.69 148.67 148.65 148.63 148.61 148.59 148.57 148.55 148.53 148.51 148.49 148.47 148.45 148.43 148.41 148.39 148.37 148.35 148.33 148.31 148.29 148.27 148.25 148.23 148.21 148.19 148.17 148.15 148.13 148.11 148.09 148.07 148.05 148.03 148.01 147.99 147.97 147.95 147.93 147.91 147.89 147.87 147.85 147.83 147.81 147.79 147.77 147.75 147.73 147.71 147.69 147.67 147.65 147.63 147.61 147.59 147.57 147.55 147.53 147.51 147.49 147.47 147.45 147.43 147.41 147.39 147.37 147.35 147.33 147.31 147.29 147.27 147.25 147.23 147.21 147.19 147.17 147.15 147.13 147.11 147.09 147.07 147.05 147.03 147.01 146.99 146.97 146.95 146.93 146.91 146.89 146.87 146.85 146.83 146.81 146.79 146.77 146.75 146.73 146.71 146.69 146.67 146.65 146.63 146.61 146.59 146.57 146.55 146.53 146.51 146.49 146.47 146.45 146.43 146.41 146.39 146.37 146.35 146.33 146.31 146.29 146.27 146.25 146.23 146.21 146.19 146.17 146.15 146.13 146.11 146.09 146.07 146.05 146.03 146.01 145.99 145.97 145.95 145.93 145.91 145.89 145.87 145.85 145.83 145.81 145.79 145.77 145.75 145.73 145.71 145.69 145.67 145.65 145.63 145.61 145.59 145.57 145.55 145.53 145.51 145.49 145.47 145.45 145.43 145.41 145.39 145.37 145.35 145.33 145.31 145.29 145.27 145.25 145.23 145.21 145.19 145.17 145.15 145.13 145.11 145.09 145.07 145.05 145.03 145.01 144.99 144.97 144.95 144.93 144.91 144.89 144.87 144.85 144.83 144.81 144.79 144.77 144.75 144.73 144.71 144.69 144.67 144.65 144.63 144.61 144.59 144.57 144.55 144.53 144.51 144.49 144.47 144.45 144.43 144.41 144.39 144.37 144.35 144.33 144.31 144.29 144.27 144.25 144.23 144.21 144.19 144.17 144.15 144.13 144.11 144.09 144.07 144.05 144.03 144.01 143.99 143.97 143.95 143.93 143.91 143.89 143.87 143.85 143.83 143.81 143.79 143.77 143.75 143.73 143.71 143.69 143.67 143.65 143.63 143.61 143.59 143.57 143.55 143.53 143.51 143.49 143.47 143.45 143

STATO SOVRAPPOSTO
SEZIONE N° 01913PB06
SEZIONE N° 01913PB06

Livello TR 30 - A - H=149.82 m. s.l.m.
Livello TR 200 - A - H=150.86 m. s.l.m.
Livello TR 30 - S2 - H=149.82 m. s.l.m.
Livello TR 200 - S2 - H=150.86 m. s.l.m.

SCALA DISTANZE 1:500
SCALA QUOTE 1:500

139.00



STATO ATTUALE	PUNTI	1	3	4	5	6	7	8	9	11	12	13	14	15	16	17	18	19	20	22	23	24	25	26	27	28	29	30	31	32	33	34	
	QUOTE [m s.l.m.]	153.64	149.31	149.05	148.07	147.07	145.94	145.85	145.87	144.36	144.30	144.35	144.36	144.36	144.42	144.74	145.04	145.00	144.75	144.42	144.38	144.31	144.28	144.30	144.33	144.37	144.41	144.74	144.81	144.87	146.01	149.81	153.21
	DISTANZE PROGRESSIVE [m]	0.00	9.10	14.59	20.44	23.11	24.68	27.16	28.76	30.53	31.95	33.05	34.27	35.23	36.57	40.01	41.11	42.70	44.38	46.05	47.69	49.18	50.82	52.74	54.72	56.73	57.39	60.44	65.02	71.05	76.12		
	DISTANZE PARZIALI [m]	9.10	5.49	5.85	2.67	2.48									3.44													3.05	4.58	6.03	5.07		
SCENARIO 2	PUNTI	1	3	4	5	6	7	8	9	11	12	13	14	15	16	17	18	19	20	22	23	24	25	26	27	28	29	30	31	32	33	34	
	QUOTE [m s.l.m.]	153.64	149.31	149.05	148.07	147.07	145.94	145.85	145.87	144.36	144.30	144.35	144.36	144.36	144.42	144.74	145.04	145.00	144.75	144.42	144.38	144.31	144.28	144.30	144.33	144.37	144.41	144.74	144.81	144.87	146.01	149.81	153.21
	DISTANZE PROGRESSIVE [m]	0.00	9.10	14.59	20.44	23.11	24.68	27.16	28.76	30.53	31.95	33.05	34.27	35.23	36.57	40.01	41.11	42.70	44.38	46.05	47.69	49.18	50.82	52.74	54.72	56.73	57.39	60.44	65.02	71.05	76.12		
	DISTANZE PARZIALI [m]	9.10	5.49	5.85	2.67	2.48									3.44													3.05	4.58	6.03	5.07		

STATO SOVRAPPOSTO

SEZIONE N° 01913PC06

SEZIONE N° 01913PC06

Livello TR 30 - A - H=149.63 m. s.l.m.

Livello TR 200 - A - H=150.58 m. s.l.m.

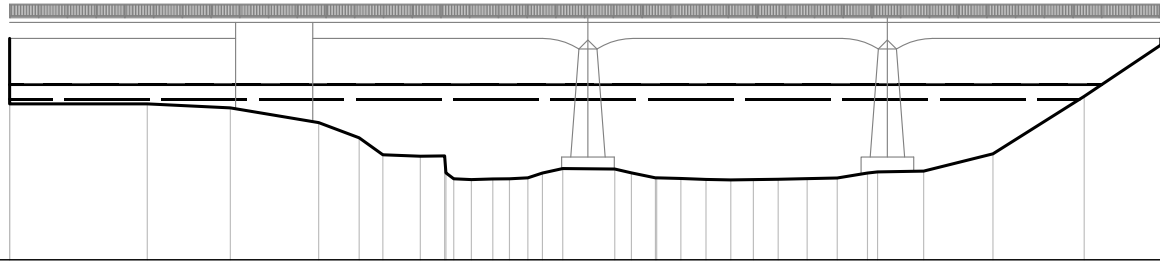
Livello TR 30 - S2 - H=149.63 m. s.l.m.

Livello TR 200 - S2 - H=150.58 m. s.l.m.

SCALA DISTANZE 1:500

SCALA QUOTE 1:500

139.00



STATO ATTUALE	PUNTI																																	
	1	3	4	5	6	7	8	9	11	12	13	14	15	16	17	18	19	20	22	23	24	25	26	27	28	29	30	31	32	33	34			
	QUOTE [m s.l.m.]	153.64	149.31	149.05	148.07	147.07	145.94	145.85	145.87	144.36	144.30	144.35	144.36	144.36	144.42	144.74	145.04	145.00	144.75	144.42	144.38	144.31	144.28	144.30	144.33	144.37	144.41	144.74	144.81	144.87	146.01	149.81	153.21	
	DISTANZE PROGRESSIVE [m]	0.00	9.10	14.59	20.44	23.11	24.68	27.16	28.76	30.53	31.95	33.05	34.27	35.23	36.57	40.01	41.11	42.70	44.38	46.05	47.69	49.18	50.82	52.74	54.72	56.73	57.39	60.44	65.02	71.05	76.12			
	DISTANZE PARZIALI [m]	9.10	5.49	5.85	2.67	2.48									3.44													3.05	4.58	6.03	5.07			
SCENARIO 2	PUNTI																																	
	1	3	4	5	6	7	8	9	11	12	13	14	15	16	17	18	19	20	22	23	24	25	26	27	28	29	30	31	32	33	34			
	QUOTE [m s.l.m.]	153.64	149.31	149.05	148.07	147.07	145.94	145.85	145.87	144.36	144.30	144.35	144.36	144.36	144.42	144.74	145.04	145.00	144.75	144.42	144.38	144.31	144.28	144.30	144.33	144.37	144.41	144.74	144.81	144.87	146.01	149.81	153.21	
	DISTANZE PROGRESSIVE [m]	0.00	9.10	14.59	20.44	23.11	24.68	27.16	28.76	30.53	31.95	33.05	34.27	35.23	36.57	40.01	41.11	42.70	44.38	46.05	47.69	49.18	50.82	52.74	54.72	56.73	57.39	60.44	65.02	71.05	76.12			
	DISTANZE PARZIALI [m]	9.10	5.49	5.85	2.67	2.48									3.44													3.05	4.58	6.03	5.07			

STATO SOVRAPPOSTO
SEZIONE N° 01913PD06
SEZIONE N° 01913PD06

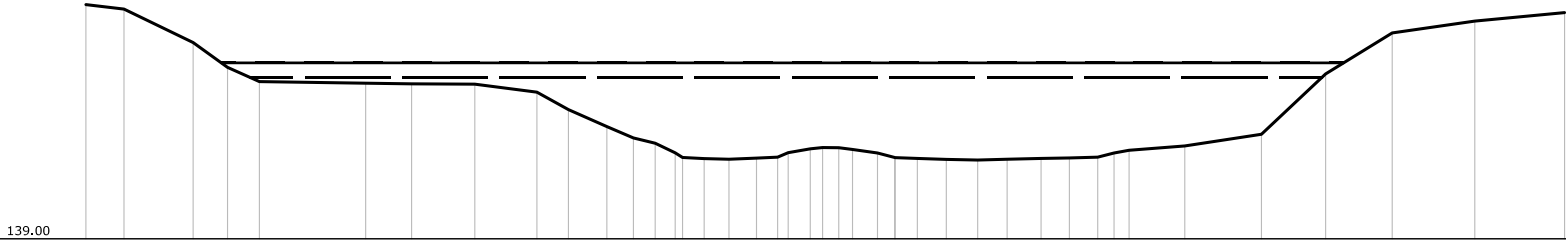
Livelli TR 30 - A - H=149.67 m. s.l.m.

Livelli TR 200 - A - H=150.63 m. s.l.m.

Livelli TR 30 - S2 - H=149.67 m. s.l.m.

Livelli TR 200 - S2 - H=150.63 m. s.l.m.

SCALA DISTANZE 1:500
SCALA QUOTE 1:500



STATO ATTUALE	STATO ATTUALE																																									
	PUNTI	1	2	3	4	5	6	7	8	9	10	11	12	13	14	16	17	18	19	20	21	22	23	24	25	26	28	29	30	31	32	33	34	35	36	37	38	39	40	41	42	
	QUOTE [m s.l.m.]	154.49	154.19	151.98	150.34	149.40	149.29	149.25	149.23	148.70	147.54	146.42	145.67	145.32	144.69	144.30	144.26	144.34	144.40	144.70	144.95	145.04	145.02	144.91	144.68	144.38	144.31	144.21	144.26	144.32	144.35	144.40	144.68	144.86	145.14	145.91	149.90	152.61	153.40	153.96		
	DISTANZE PROGRESSIVE [m]	0.00	2.52	7.09	9.37	11.47	18.50	21.54	25.72	29.83	31.91	34.45	36.21	37.65	38.97	40.88	42.53	44.35	45.74	46.44	47.90	48.72	49.79	50.70	52.35	53.48	54.98	56.90	58.97	60.92	63.16	65.04	66.91	67.99	68.99	72.67	77.74	81.98	86.39	91.85	97.78	
	DISTANZE PARZIALI [m]	2.52	4.57			7.03	3.04	4.18	4.11		2.54																								3.68	5.07	4.24	4.41	5.46	5.93		

SCENARIO 2	SCENARIO 2																																									
	PUNTI	1	2	3	4	5	6	7	8	9	10	11	12	13	14	16	17	18	19	20	21	22	23	24	25	26	28	29	30	31	32	33	34	35	36	37	38	39	40	41	42	
	QUOTE [m s.l.m.]	154.49	154.19	151.98	150.34	149.40	149.29	149.25	149.23	148.70	147.54	146.42	145.67	145.32	144.69	144.30	144.26	144.34	144.40	144.70	144.95	145.04	145.02	144.91	144.68	144.38	144.31	144.21	144.26	144.32	144.35	144.40	144.68	144.86	145.14	145.91	149.90	152.61	153.40	153.96		
	DISTANZE PROGRESSIVE [m]	0.00	2.52	7.09	9.37	11.47	18.50	21.54	25.72	29.83	31.91	34.45	36.21	37.65	38.97	40.88	42.53	44.35	45.74	46.44	47.90	48.72	49.79	50.70	52.35	53.48	54.98	56.90	58.97	60.92	63.16	65.04	66.91	67.99	68.99	72.67	77.74	81.98	86.39	91.85	97.78	
	DISTANZE PARZIALI [m]	2.52	4.57			7.03	3.04	4.18	4.11		2.54																								3.68	5.07	4.24	4.41	5.46	5.93		

STATO SOVRAPPONTO

SEZIONE N° 01909__06

SEZIONE N° 01909__06

Livello TR 30 - A - H=149.61 m. s.l.m.

Livello TR 200 - A - H=150.73 m. s.l.m.

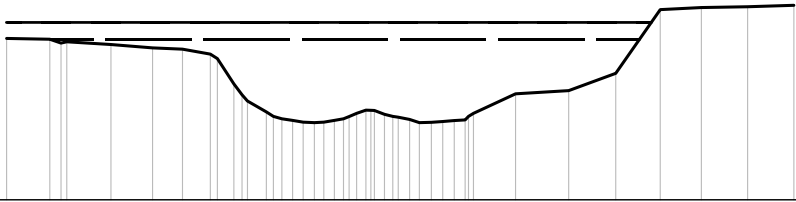
Livello TR 30 - S2 - H=149.61 m. s.l.m.

Livello TR 200 - S2 - H=150.73 m. s.l.m.

SCALA DISTANZE 1:1000

SCALA QUOTE 1:500

139.00

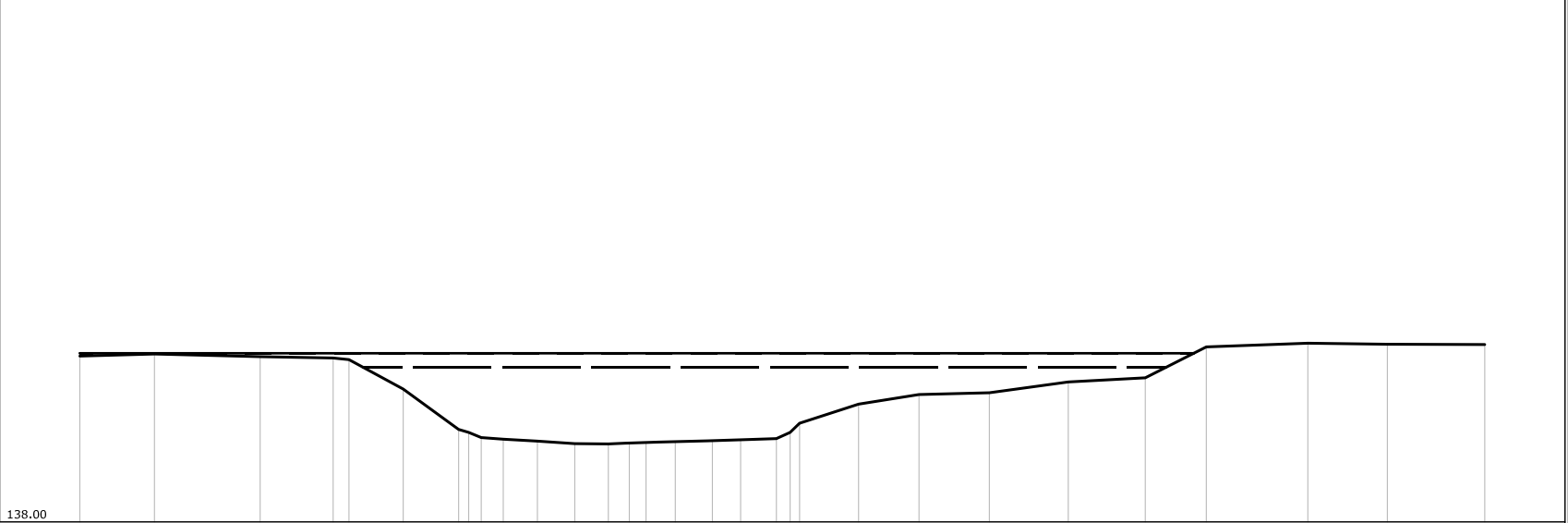


STATO ATTUALE	PUNTI																																									
	1	2	3	5	6	7	8	10	12	13	15	16	17	18	19	20	21	22	23	24	27	29	30	31	32	33	34	35	38	39	40	41	42	43	44							
	149.67	149.62	149.36	149.27	149.05	148.96	148.63	146.67	145.53	144.81	144.26	144.14	144.14	144.13	144.13	144.13	144.13	144.13	144.13	144.13	144.13	144.13	144.13	144.13	144.13	144.13	144.13	146.01	146.22	147.36	151.58	151.71	151.77	151.86								
	0.00	5.72	7.19	13.80	19.30	23.27	26.94	30.07	31.85	34.36	37.82	39.22	41.65	43.19	44.73	46.29	47.53	49.99	51.81	54.59	56.19	57.69	59.21	60.64	67.31	74.35	80.57	86.46	91.90	98.02	104.12											
	5.72	5.83	5.50																									5.57	7.04	6.22	5.89	5.44	6.12	6.10								
SCENARIO 2	PUNTI																																									
	1	2	3	5	6	7	8	10	12	13	15	16	17	18	19	20	21	22	23	24	27	29	30	31	32	33	34	35	38	39	40	41	42	43	44							
	149.67	149.62	149.36	149.27	149.05	148.96	148.63	146.67	145.53	144.81	144.26	144.14	144.14	144.13	144.13	144.13	144.13	144.13	144.13	144.13	144.13	144.13	144.13	144.13	144.13	144.13	144.13	146.01	146.22	147.36	151.58	151.71	151.77	151.86								
	0.00	5.72	7.19	13.80	19.30	23.27	26.94	30.07	31.85	34.36	37.82	39.22	41.65	43.19	44.73	46.29	47.53	49.99	51.81	54.59	56.19	57.69	59.21	60.64	67.31	74.35	80.57	86.46	91.90	98.02	104.12											
	5.72	5.83	5.50																									5.57	7.04	6.22	5.89	5.44	6.12	6.10								

STATO SOVRAPPONTO
SEZIONE N° 01899__06
SEZIONE N° 01899__06

Livello TR 30 - A - H=149.07 m. s.l.m.
Livello TR 200 - A - H=150.07 m. s.l.m.
Livello TR 30 - S2 - H=149.07 m. s.l.m.
Livello TR 200 - S2 - H=150.07 m. s.l.m.

SCALA DISTANZE 1:500
SCALA QUOTE 1:500



STATO ATTUALE	PUNTI																													
	1	2	3	4	5	6	7	8	9	10	11	12	13	14	15	16	17	18	19	20	21	22	23	24	25	26	27	28	29	30
QUOTE [m s.l.m.]	149.87	150.02	149.82	149.73	149.61	147.51	144.62	144.41	144.03	143.92	143.78	143.60	143.58	143.64	143.68	143.76	143.80	143.88	143.96	144.41	145.06	146.43	147.11	147.24	148.01	148.31	150.52	150.79	150.71	150.69
DISTANZE PROGRESSIVE [m]	0.00	5.34	12.91	18.14	19.27	23.15	27.12	27.84	28.74	30.32	32.77	35.44	37.85	39.35	40.54	42.64	45.30	47.32	49.88	50.86	51.54	55.76	60.09	65.13	70.78	76.29	80.67	87.94	93.63	100.60
DISTANZE PARZIALI [m]		5.34	7.57		5.23	3.88	3.97			2.45	2.67	2.41				2.66		2.56			4.22	4.33	5.04	5.65	5.51	4.38	7.27	5.69	6.97	

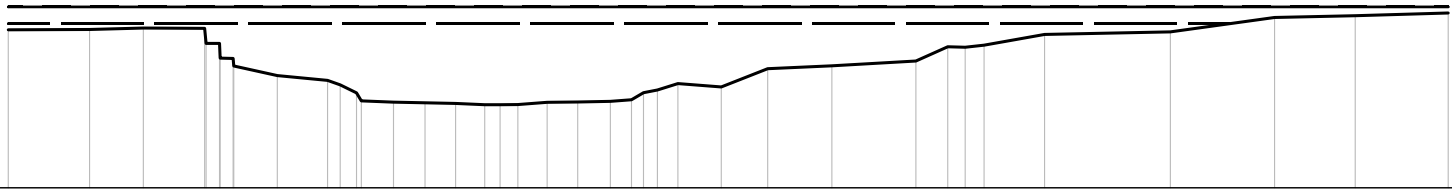
SCENARIO 2	PUNTI																													
	1	2	3	4	5	6	7	8	9	10	11	12	13	14	15	16	17	18	19	20	21	22	23	24	25	26	27	28	29	30
QUOTE [m s.l.m.]	149.87	150.02	149.82	149.73	149.61	147.51	144.62	144.41	144.03	143.92	143.78	143.60	143.58	143.64	143.68	143.76	143.80	143.88	143.96	144.41	145.06	146.43	147.11	147.24	148.01	148.31	150.52	150.79	150.71	150.69
DISTANZE PROGRESSIVE [m]	0.00	5.34	12.91	18.14	19.27	23.15	27.12	27.84	28.74	30.32	32.77	35.44	37.85	39.35	40.54	42.64	45.30	47.32	49.88	50.86	51.54	55.76	60.09	65.13	70.78	76.29	80.67	87.94	93.63	100.60
DISTANZE PARZIALI [m]		5.34	7.57		5.23	3.88	3.97			2.45	2.67	2.41				2.66		2.56			4.22	4.33	5.04	5.65	5.51	4.38	7.27	5.69	6.97	

STATO SOVRAPPOSTO
SEZIONE N° 01891__06
SEZIONE N° 01891__06

Livello TR 30 - A - H=148.85 m. s.l.m.
Livello TR 200 - A - H=149.96 m. s.l.m.
Livello TR 30 - S2 - H=148.85 m. s.l.m.
Livello TR 200 - S2 - H=149.96 m. s.l.m.

SCALA DISTANZE 1:500
SCALA QUOTE 1:500

138.00

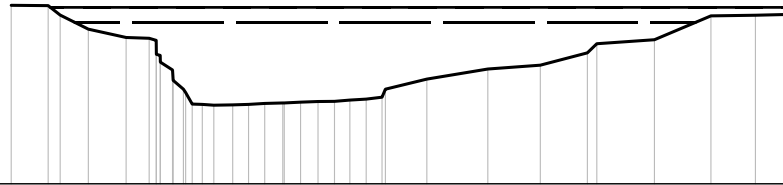


STATO ATTUALE	STATO ATTUALE																																						
	PUNTI	1	2	3	4	6	8	10	11	12	13	15	16	17	18	19	20	21	22	23	24	25	26	27	28	29	30	31	32	33	34	35	36	37	38	39			
	QUOTE [m s.l.m.]	148.45	148.47	148.56	148.54	147.55	146.55	145.42	145.10	144.81	144.28	143.66	143.62	143.58	143.50	143.50	143.51	143.65	143.68	143.72	143.82	143.82	144.29	144.47	144.89	144.67	145.88	146.07	146.38	147.33	147.30	147.43	148.14	148.31	149.26	149.38	149.56		
	DISTANZE PROGRESSIVE [m]	0.00	5.38	8.93	12.99	13.97	14.87	17.79	21.12	21.95	23.03	25.48	27.56	29.58	31.51	32.52	33.70	35.64	37.66	39.82	41.21	42.01	42.93	44.28	47.15	50.22	54.47	60.02	62.13	63.28	64.53	68.53	76.85	83.74	89.07	95.22			
	DISTANZE PARZIALI [m]		5.38	3.55	4.06			2.88	3.33															2.87	3.07	4.25	5.55				4.00	8.32	6.89	5.33	6.15				
SCENARIO 2	SCENARIO 2																																						
	PUNTI	1	2	3	4	6	8	10	11	12	13	15	16	17	18	19	20	21	22	23	24	25	26	27	28	29	30	31	32	33	34	35	36	37	38	39			
	QUOTE [m s.l.m.]	148.45	148.47	148.56	148.54	147.55	146.55	145.42	145.10	144.81	144.28	143.66	143.62	143.58	143.50	143.50	143.51	143.65	143.68	143.72	143.82	143.82	144.29	144.47	144.89	144.67	145.88	146.07	146.38	147.33	147.30	147.43	148.14	148.31	149.26	149.38	149.56		
	DISTANZE PROGRESSIVE [m]	0.00	5.38	8.93	12.99	13.97	14.87	17.79	21.12	21.95	23.03	25.48	27.56	29.58	31.51	32.52	33.70	35.64	37.66	39.82	41.21	42.01	42.93	44.28	47.15	50.22	54.47	60.02	62.13	63.28	64.53	68.53	76.85	83.74	89.07	95.22			
DISTANZE PARZIALI [m]		5.38	3.55	4.06			2.88	3.33																2.87	3.07	4.25	5.55				4.00	8.32	6.89	5.33	6.15				

SEZIONE N° 01887__06

Livelli TR 200 - S2 - H=149.67 m. s.l.m.

138.00



STATO ATTUALE		STATO ATTUALE																																					
		STATO ATTUALE																																					
SCENARIO 2	PUNTI	1	2	3	4	5	6	9	11	13	16	17	18	19	20	21	23	24	25	26	27	28	30	31	32	33	34	35	36	37	38								
	QUOTE [m s.l.m.]	149.80	149.78	149.16	148.23	147.68	147.62	146.59	145.99	145.24	144.26	143.25	143.20	143.22	143.35	143.32	143.40	143.44	143.45	143.54	143.60	143.73	144.92	145.59	145.84	146.66	147.53	149.10	149.15	149.21									
	DISTANZE PROGRESSIVE [m]	0.00	4.90	6.48	10.20	15.20	18.26	19.24	22.74	22.77	25.27	26.81	29.29	31.39	33.54	35.93	38.28	40.59	42.76	44.80	46.96	49.06	54.98	63.05	69.99	76.32	85.07	92.56	98.43	103.68									
	DISTANZE PARZIALI [m]	4.90			5.00																	5.49	8.07	6.94	6.23		7.60	7.49	5.87	5.25									
	PUNTI	1	2	3	4	5	6	9	11	13	16	17	18	19	20	21	23	24	25	26	27	28	30	31	32	33	34	35	36	37	38								
QUOTE [m s.l.m.]	149.80	149.78	149.16	148.23	147.68	147.62	146.59	145.99	145.24	144.26	143.25	143.20	143.22	143.35	143.32	143.40	143.44	143.45	143.54	143.60	143.73	144.92	145.59	145.84	146.66	147.53	149.10	149.15	149.21										
DISTANZE PROGRESSIVE [m]	0.00	4.90	6.48	10.20	15.20	18.26	19.24	22.74	22.77	25.27	26.81	29.29	31.39	33.54	35.93	38.28	40.59	42.76	44.80	46.96	49.06	54.98	63.05	69.99	76.32	85.07	92.56	98.43	103.68										
DISTANZE PARZIALI [m]	4.90			5.00																	5.49	8.07	6.94	6.23		7.60	7.49	5.87	5.25										

SEZIONE N° 01876__06

SCALA QUOTE 1:500

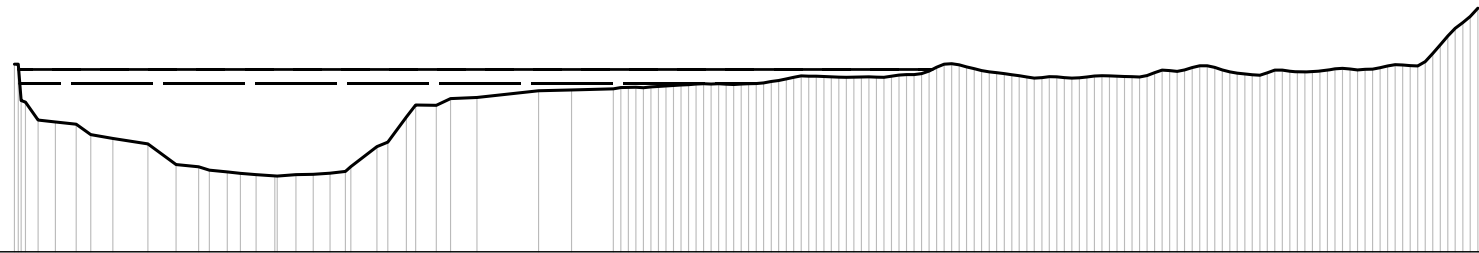
2000	2001	2002	2003	2004	2005
------	------	------	------	------	------

STATO ATTUALE																																																			
SCENARIO 2	PUNTI	1	2	3	4	5	6	7	8	9	10		14		15	16	17	21	22	23	24	25	26	27	28	29	30	31	32	33	34	35	36	37	38	39	40	41	42	44	45	46	47	48		49	50	51	52	53	
	QUOTE [m s.l.m.]	150.63	151.06	151.59	151.59	151.59	150.97	150.62	148.22	148.15			146.38		146.35	146.55	146.60	143.87	143.60	143.32	143.27	143.24	143.24	143.14	143.11	143.22	143.31	143.40	143.59	143.84	143.88	143.58	143.45	143.35	143.28	143.21	143.30	143.35	143.49	144.33	144.90	145.53	146.79	147.37		147.64	147.96	148.03	148.39		
	DISTANZE PROGRESSIVE [m]	0.00	2.70	4.12	4.12	5.56	7.36	9.57	12.91	14.16			19.76		25.68	26.89	28.27	30.28	31.27	32.05	34.55	36.93	39.41	41.89	44.29	46.65	49.11	50.12	50.83	52.05	53.64	54.38	56.62	59.32	61.60	64.40	66.45	68.61	71.26	72.25	76.60	81.60	86.48		93.35	94.38	95.34	97.92	98.85		
	DISTANZE PARZIALI [m]	2.70						3.34				5.04		5.92						2.50		2.48	2.48			2.46		49.11	50.12	50.83				2.70	2.80				4.35	5.00	4.88		6.87			2.58					
SCENARIO 2	PUNTI	1	2	3	4	5	6	7	8	9	10		14		15	16	17	21	22	23	24	25	26	27	28	29	30	31	32	33	34	35	36	37	38	39	40	41	42	44	45	46	47	48		49	50	51	52	53	
	QUOTE [m s.l.m.]	150.63	151.06	151.59	151.59	151.59	150.97	150.62	148.22	148.15			146.38		146.35	146.55	146.60	143.87	143.60	143.32	143.27	143.24	143.24	143.14	143.11	143.22	143.31	143.40	143.59	143.84	143.88	143.58	143.45	143.35	143.28	143.21	143.30	143.35	143.49	144.33	144.90	145.53	146.79	147.37		147.64	147.96	148.03	148.39		
	DISTANZE PROGRESSIVE [m]	0.00	2.70	4.12	4.12	5.56	7.36	9.57	12.91	14.16			19.76		25.68	26.89	28.27	30.28	31.27	32.05	34.55	36.93	39.41	41.89	44.29	46.65	49.11	50.12	50.83	52.05	53.64	54.38	56.62	59.32	61.60	64.40	66.45	68.61	71.26	72.25	76.60	81.60	86.48		93.35	94.38	95.34	97.92	98.85		
	DISTANZE PARZIALI [m]	2.70						3.34				5.04		5.92						2.50		2.48	2.48			2.46		49.11	50.12	50.83				2.70	2.80				4.35	5.00	4.88		6.87			2.58					

SEZIONE N° 01867__06

Livelli TR 200 - S2 - H=149.06 m. s.l.m.

SCALA QUOTE 1:500

[illegible]

SEZIONE N° 01856__06

SEZIONE N° 01856_06

Livelli TR 30 - A - H=147.36 m. s.l.m.

Live||| TR 200 - A - H=148.28 m. s.l.m.

Live|| TR 30 - S2 - H=147.36 m. s.l.m.

Livelli TR 200 - S2 - H=148.28 m. s.l.m.

SCALA DISTANZE 1:1000

SCALA QUOTE 1:500

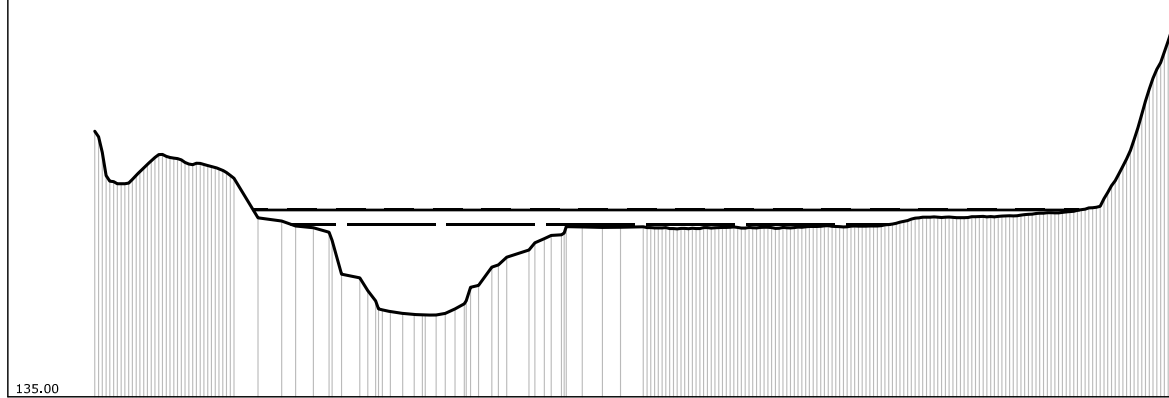
136.00

[illegible]

SEZIONE N° 01825__06

Livelli TR 200 - S2 - H=147.35 m. s.l.m.

SCALA QUOTE 1:500



SCENARIO 2	STATO ATTUALE																																																																																																																																																																																																																																																																				
	PUNTI																																																																																																																																																																																																																																																																				
	QUOTE [m s.l.m.]																																																																																																																																																																																																																																																																				
	DISTANZE PROGRESSIVE [m]																																																																																																																																																																																																																																																																				
	DISTANZE PARZIALI [m]																																																																																																																																																																																																																																																																				
	1	4	7	10	13	16	19	22	25	28	31	34	37	39	40	41	42	43	44	45	46	48	49	50	51	52	53	54	55	56	57	58	59	60	61	62	63	64	65	66	67	68	69	70	71	72	73	74	75	76	77	78	79	80	81	82	83	84	85	86	87	88	89	90	91	92	93	94	95	96	97	98	99	100																																																																																																																																																																																											
	129.56	139.09	148.62	158.15	167.68	177.21	186.74	196.27	205.80	215.33	224.86	234.39	243.92	253.45	262.98	272.51	282.04	291.57	301.10	310.63	320.16	329.69	339.22	348.75	358.28	367.81	377.34	386.87	396.40	405.93	415.46	424.99	434.52	444.05	453.58	463.11	472.64	482.17	491.70	501.23	510.76	520.29	529.82	539.35	548.88	558.41	567.94	577.47	587.00	596.53	606.06	615.59	625.12	634.65	644.18	653.71	663.24	672.77	682.30	691.83	701.36	710.89	720.42	729.95	739.48	749.01	758.54	768.07	777.60	787.13	796.66	806.19	815.72	825.25	834.78	844.31	853.84	863.37	872.90	882.43	891.96	901.49	911.02	920.55	930.08	939.61	949.14	958.67	968.20	977.73	987.26	996.79	1006.32																																																																																																																																																																								
	0.00	5.98	11.96	17.94	23.92	29.90	35.88	41.86	47.84	53.82	59.80	65.78	71.76	77.74	83.72	89.70	95.68	101.66	107.64	113.62	119.60	125.58	131.56	137.54	143.52	149.50	155.48	161.46	167.44	173.42	179.40	185.38	191.36	197.34	203.32	209.30	215.28	221.26	227.24	233.22	239.20	245.18	251.16	257.14	263.12	269.10	275.08	281.06	287.04	293.02	299.00	304.98	310.96	316.94	322.92	328.90	334.88	340.86	346.84	352.82	358.80	364.78	370.76	376.74	382.72	388.70	394.68	400.66	406.64	412.62	418.60	424.58	430.56	436.54	442.52	448.50	454.48	460.46	466.44	472.42	478.40	484.38	490.36	496.34	502.32	508.30	514.28	520.26	526.24	532.22	538.20	544.18	550.16	556.14	562.12	568.10	574.08	580.06	586.04	592.02	598.00	604.00	610.00	616.00	622.00	628.00	634.00	640.00	646.00	652.00	658.00	664.00	670.00	676.00	682.00	688.00	694.00	700.00	706.00	712.00	718.00	724.00	730.00	736.00	742.00	748.00	754.00	760.00	766.00	772.00	778.00	784.00	790.00	796.00	802.00	808.00	814.00	820.00	826.00	832.00	838.00	844.00	850.00	856.00	862.00	868.00	874.00	880.00	886.00	892.00	898.00	904.00	910.00	916.00	922.00	928.00	934.00	940.00	946.00	952.00	958.00	964.00	970.00	976.00	982.00	988.00	994.00	1000.00																																																																																													
	43.20	49.47	53.14	56.81	60.48	64.15	67.82	71.49	75.16	78.83	82.50	86.17	89.84	93.51	97.18	100.85	104.52	108.19	111.86	115.53	119.20	122.87	126.54	130.21	133.88	137.55	141.22	144.89	148.56	152.23	155.90	159.57	163.24	166.91	170.58	174.25	177.92	181.59	185.26	188.93	192.60	196.27	199.94	203.61	207.28	210.95	214.62	218.29	221.96	225.63	229.30	232.97	236.64	240.31	243.98	247.65	251.32	254.99	258.66	262.33	266.00	269.67	273.34	277.01	280.68	284.35	288.02	291.69	295.36	299.03	302.70	306.37	310.04	313.71	317.38	321.05	324.72	328.39	332.06	335.73	339.40	343.07	346.74	350.41	354.08	357.75	361.42	365.09	368.76	372.43	376.10	379.77	383.44	387.11	390.78	394.45	398.12	401.79	405.46	409.13	412.80	416.47	420.14	423.81	427.48	431.15	434.82	438.49	442.16	445.83	449.50	453.17	456.84	460.51	464.18	467.85	471.52	475.19	478.86	482.53	486.20	489.87	493.54	497.21	500.88	504.55	508.22	511.89	515.56	519.23	522.90	526.57	530.24	533.91	537.58	541.25	544.92	548.59	552.26	555.93	559.60	563.27	566.94	570.61	574.28	577.95	581.62	585.29	588.96	592.63	596.30	600.00	603.67	607.34	611.01	614.68	618.35	622.02	625.69	629.36	633.03	636.70	640.37	644.04	647.71	651.38	655.05	658.72	662.39	666.06	669.73	673.40	677.07	680.74	684.41	688.08	691.75	695.42	699.09	702.76	706.43	710.10	713.77	717.44	721.11	724.78	728.45	732.12	735.79	739.46	743.13	746.80	750.47	754.14	757.81	761.48	765.15	768.82	772.49	776.16	779.83	783.50	787.17	790.84	794.51	798.18	801.85	805.52	809.19	812.86	816.53	820.20	823.87	827.54	831.21	834.88	838.55	842.22	845.89	849.56	853.23	856.90	860.57	864.24	867.91	871.58	875.25	878.92	882.59	886.26	889.93	893.60	897.27	900.94	904.61	908.28	911.95	915.62	919.29	922.96	926.63	930.30	933.97	937.64	941.31	944.98	948.65	952.32	955.99	959.66	963.33	967.00	970.67	974.34	978.01	981.68	985.35	989.02	992.69	996.36	1000.00
	0.00	5.98	11.96	17.94	23.92	29.90	35.88	41.86	47.84	53.82	59.80	65.78	71.76	77.74	83.72	89.70	95.68	101.66	107.64	113.62	119.60	125.58	131.56	137.54	143.52	149.50	155.48	161.46	167.44	173.42	179.40	185.38	191.36	197.34	203.32	209.30	215.28	221.26	227.24	233.22	239.20	245.18	251.16	257.14	263.12	269.10	275.08	281.06	287.04	293.02	299.00	304.98	310.96	316.94	322.92	328.90	334.88	340.86	346.84	352.82	358.80	364.78	370.76	376.74	382.72	388.70	394.68	400.66	406.64	412.62	418.60	424.58	430.56	436.54	442.52	448.50	454.48	460.46	466.44	472.42	478.40	484.38	490.36	496.34	502.32	508.30	514.28	520.26	526.24	532.22	538.20	544.18	550.16	556.14	562.12	568.10	574.08	580.06	586.04	592.02	598.00	604.00	610.00	616.00	622.00	628.00	634.00	640.00	646.00	652.00	658.00	664.00	670.00	676.00	682.00	688.00	694.00	700.00	706.00	712.00	718.00	724.00	730.00	736.00	742.00	748.00	754.00	760.00	766.00	772.00	778.00	784.00	790.00	796.00	802.00	808.00	814.00	820.00	826.00	832.00	838.00	844.00	850.00	856.00	862.00	868.00	874.00	880.00	886.00	892.00	898.00	904.00	910.00	916.00	922.00	928.00	934.00	940.00	946.00	952.00	958.00	964.00	970.00	976.00	982.00	988.00	994.00	1000.00																																																																																													
	43.20	49.47	53.14	56.81	60.48	64.15	67.82	71.49	75.16	78.83	82.50	86.17	89.84	93.51	97.18	100.85	104.52	108.19	111.86	115.53	119.20	122.87	126.54	130.21	133.88	137.55	141.22	144.89	148.56	152.23	155.90	159.57	163.24	166.91	170.58	174.25	177.92	181.59	185.26	188.93	192.60	196.27	199.94	203.61	207.28	210.95	214.62	218.29	221.96	225.63	229.30	232.97	236.64	240.31	243.98	247.65	251.32	254.99	258.66	262.33	266.00	269.67	273.34	277.01	280.68	284.35	288.02	291.69	295.36	299.03	302.70	306.37	310.04	313.71	317.38	321.05	324.72	328.39	332.06	335.73	339.40	343.07	346.74	350.41	354.08	357.75	361.42	365.09	368.76	372.43	376.10	379.77	383.44	387.11	390.78	394.45	398.12	401.79	405.46	409.13	412.80	416.47	420.14	423.81	427.48	431.15	434.82	438.49	442.16	445.83	449.50	453.17	456.84	460.51	464.18	467.85	471.52	475.19	478.86	482.53	486.20	489.87	493.54	497.21	500.88	504.55	508.22	511.89	515.56	519.23	522.90	526.57	530.24	533.91	537.58	541.25	544.92	548.59	552.26	555.93	559.60	563.27	566.94	570.61	574.28	577.95	581.62	585.29	588.96	592.63	596.30	600.00	603.67	607.34	611.01	614.68	618.35	622.02	625.69	629.36	633.03	636.70	640.37	644.04	647.71	651.38	655.05	658.72	662.39	666.06	669.73	673.40	677.07	680.74	684.41	688.08	691.75	695.42	699.09	702.76	706.43	710.10	713.77	717.44	721.11	724.78	728.45	732.12	735.79	739.46	743.13	746.80	750.47	754.14	757.81	761.48	765.15	768.82	772.49	776.16	779.83	783.50	787.17	790.84	794.51	798.18	801.85	805.52	809.19	812.86	816.53	820.20	823.87	827.54	831.21	834.88	838.55	842.22	845.89	849.56	853.23	856.90	860.57	864.24	867.91	871.58	875.25	878.92	882.59	886.26	889.93	893.60	897.27	900.94	904.61	908.28	911.95	915.62	919.29	922.96	926.63	930.30	933.97	937.64	941.31	944.98	948.65	952.32	955.99	959.66	963.33	967.00	970.67	974.34	978.01	981.68	985.35	989.02	992.69	996.36	1000.00
	0.00	5.98	11.96	17.94	23.92	29.90	35.88	41.86	47.84	53.82	59.80	65.78	71.76	77.74	83.72	89.70	95.68	101.66	107.64	113.62	119.60	125.58	131.56	137.54	143.52	149.50	155.48	161.46	167.44	173.42	179.40	185.38	191.36	197.34	203.32	209.30	215.28	221.26	227.24	233.22	239.20	245.18	251.16	257.14	263.12	269.10	275.08	281.06	287.04	293.02	299.00	304.98	310.96	316.94	322.92	328.90	334.88	340.86	346.84	352.82	358.80	364.78	370.76	376.74	382.72	388.70	394.68	400.66	406.64	412.62	418.60	424.58	430.56	436.54	442.52	448.50	454.48	460.46	466.44	472.42	478.40	484.38	490.36	496.34	502.32	508.30	514.28	520.26	526.24	532.22	538.20	544.18	550.16	556.14	562.12	568.10	574.08	580.06	586.04	592.02	598.00	604.00	610.00	616.00	622.00	628.00	634.00	640.00	646.00	652.00	658.00	664.00	670.00	676.00	682.00	688.00	694.00	700.00	706.00	71																																																																																																																																													

SEZIONE N° 01815__06

Livelli TR 200 - S2 - H=147.31 m. s.l.m.

SCALA QUOTE 1:500

[illegible]

[illegible]

STATO SOVRAPPOSTO

SEZIONE N° 01794__06

SEZIONE N° 01794__06

Livelli TR 30 - A - H=145.71 m. s.l.m.

Livelli TR 200 - A - H=146.89 m. s.l.m.

Livelli TR 30 - S2 - H=145.71 m. s.l.m.

Livelli TR 200 - S2 - H=146.89 m. s.l.m.

SCALA DISTANZA 1:2000

SCALA QUOTE 1:500

134.00

STATO ATTUALE	PUNTI	QUOTE [m s.l.m.]	DISTANZE PROGRESSIVE [m]	DISTANZE PARZIALI [m]
	1 4 7 10 13 16 22 25 28 31 34 37 40 43 46 49 52 55 58 61 64 67 70 73 76 79 82 85 88 91 94 100 103 104	148.31 148.16 148.05 147.95 147.85 147.75 147.65 147.55 147.45 147.35 147.25 147.15 147.05 146.95 146.85 146.75 146.65 146.55 146.45 146.35 146.25 146.15 146.05 145.95 145.85 145.75 145.65 145.55 145.45 145.35 145.25 145.15 145.05 144.95 144.85 144.75 144.65 144.55 144.45 144.35 144.25 144.15 144.05 143.95 143.85 143.75 143.65 143.55 143.45 143.35 143.25 143.15 143.05 142.95 142.85 142.75 142.65 142.55 142.45 142.35 142.25 142.15 142.05 141.95 141.85 141.75 141.65 141.55 141.45 141.35 141.25 141.15 141.05 140.95 140.85 140.75 140.65 140.55 140.45 140.35 140.25 140.15 140.05 139.95 139.85 139.75 139.65 139.55 139.45 139.35 139.25 139.15 139.05 138.95 138.85 138.75 138.65 138.55 138.45 138.35 138.25 138.15 138.05 137.95 137.85 137.75 137.65 137.55 137.45 137.35 137.25 137.15 137.05 136.95 136.85 136.75 136.65 136.55 136.45 136.35 136.25 136.15 136.05 135.95 135.85 135.75 135.65 135.55 135.45 135.35 135.25 135.15 135.05 134.95 134.85 134.75 134.65 134.55 134.45 134.35 134.25 134.15 134.05 133.95 133.85 133.75 133.65 133.55 133.45 133.35 133.25 133.15 133.05 132.95 132.85 132.75 132.65 132.55 132.45 132.35 132.25 132.15 132.05 131.95 131.85 131.75 131.65 131.55 131.45 131.35 131.25 131.15 131.05 130.95 130.85 130.75 130.65 130.55 130.45 130.35 130.25 130.15 130.05 129.95 129.85 129.75 129.65 129.55 129.45 129.35 129.25 129.15 129.05 128.95 128.85 128.75 128.65 128.55 128.45 128.35 128.25 128.15 128.05 127.95 127.85 127.75 127.65 127.55 127.45 127.35 127.25 127.15 127.05 126.95 126.85 126.75 126.65 126.55 126.45 126.35 126.25 126.15 126.05 125.95 125.85 125.75 125.65 125.55 125.45 125.35 125.25 125.15 125.05 124.95 124.85 124.75 124.65 124.55 124.45 124.35 124.25 124.15 124.05 123.95 123.85 123.75 123.65 123.55 123.45 123.35 123.25 123.15 123.05 122.95 122.85 122.75 122.65 122.55 122.45 122.35 122.25 122.15 122.05 121.95 121.85 121.75 121.65 121.55 121.45 121.35 121.25 121.15 121.05 120.95 120.85 120.75 120.65 120.55 120.45 120.35 120.25 120.15 120.05 119.95 119.85 119.75 119.65 119.55 119.45 119.35 119.25 119.15 119.05 118.95 118.85 118.75 118.65 118.55 118.45 118.35 118.25 118.15 118.05 117.95 117.85 117.75 117.65 117.55 117.45 117.35 117.25 117.15 117.05 116.95 116.85 116.75 116.65 116.55 116.45 116.35 116.25 116.15 116.05 115.95 115.85 115.75 115.65 115.55 115.45 115.35 115.25 115.15 115.05 114.95 114.85 114.75 114.65 114.55 114.45 114.35 114.25 114.15 114.05 113.95 113.85 113.75 113.65 113.55 113.45 113.35 113.25 113.15 113.05 112.95 112.85 112.75 112.65 112.55 112.45 112.35 112.25 112.15 112.05 111.95 111.85 111.75 111.65 111.55 111.45 111.35 111.25 111.15 111.05 110.95 110.85 110.75 110.65 110.55 110.45 110.35 110.25 110.15 110.05 109.95 109.85 109.75 109.65 109.55 109.45 109.35 109.25 109.15 109.05 108.95 108.85 108.75 108.65 108.55 108.45 108.35 108.25 108.15 108.05 107.95 107.85 107.75 107.65 107.55 107.45 107.35 107.25 107.15 107.05 106.95 106.85 106.75 106.65 106.55 106.45 106.35 106.25 106.15 106.05 105.95 105.85 105.75 105.65 105.55 105.45 105.35 105.25 105.15 105.05 104.95 104.85 104.75 104.65 104.55 104.45 104.35 1		

SENAIO 2

PUNTI

QUOTE [m s.l.m.]

DISTANZE PROGRESSIVE [m]

DISTANZE PARZIALI [m]

STATO SOVRAPPONTO
SEZIONE N° 01785__06
SEZIONE N° 01785__06

Livelli TR 30 - A - H=145.51 m. s.l.m.

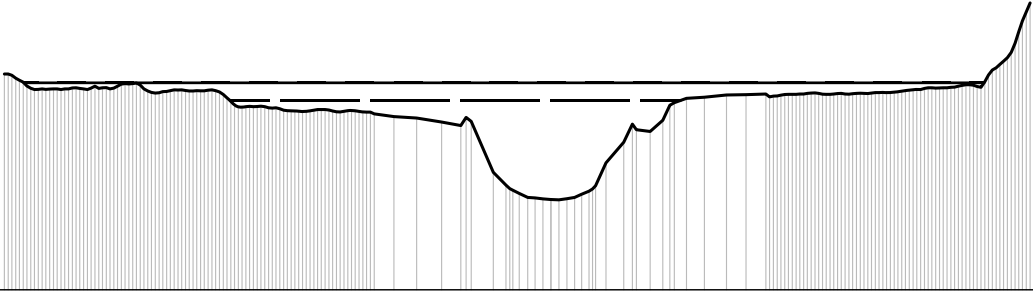
Livelli TR 200 - A - H=146.69 m. s.l.m.

Livelli TR 30 - S2 - H=145.51 m. s.l.m.

Livelli TR 200 - S2 - H=146.69 m. s.l.m.

SCALA DISTANZE 1:2000
SCALA QUOTE 1:500

133.00



STATO ATTUALE	STATO ATTUALE	
	PUNTI	1 4 7 10 3 6 2 2 5 8 3 6 7 6 3 6 5 5 5 6 6 4 7 7 7 7 3 7 3 2 8 9 9 9 4 7 1001011021035101007101214171912332627283031321333435363741424344454647484950515253545556575859606162636465666768697071727374757677787980818283848586878889909192939495969798991000
	QUOTE [m s.l.m.]	147.27 146.88 146.49 146.29 146.27 146.27 146.35 146.29 146.37 146.47 146.55 146.05 146.11 146.18 146.17 146.08 145.46 145.89 145.06 145.11 145.04 144.84 144.82 144.80 144.84 144.75 144.45 144.36 144.09 143.86 143.50 140.77 139.92 139.37 139.08 138.97 139.02 139.32 139.32 139.32 141.40 142.76 143.59 143.47 144.21 144.21 143.67 143.66 145.73 145.88 145.88 145.90 145.95 145.82 145.93 145.93 146.01 145.94 145.94 145.95 145.99 145.98 146.04 146.14 146.14 146.32 146.34 146.34 146.56 146.56 146.33 146.12 149.30 151.38
	DISTANZE PROGRESSIVE [m]	0.00 5.99 8.98 11.98 17.97 20.96 26.95 29.94 36.93 38.93 41.92 47.91 50.90 56.89 59.88 62.88 66.87 71.86 77.85 80.85 84.84 86.84 89.83 92.83 95.82 103.04 109.05 115.68 120.75 123.50 129.33 132.68 136.19 140.40 144.54 148.79 152.69 152.69 152.69 159.14 163.67 167.20 170.85 174.15 177.80 180.73 185.18 191.02 196.18 201.43 204.43 207.42 213.41 216.41 222.40 225.39 228.38 234.38 237.37 243.37 246.36 252.35 255.35 258.34 264.33 267.33 270.32
	DISTANZE PARZIALI [m]	-----
SCENARIO 2	SCENARIO 2	
	PUNTI	1 4 7 10 3 6 2 2 5 8 3 6 7 6 3 6 5 5 5 6 6 4 7 7 7 3 7 3 2 8 9 9 9 4 7 1001011021035101007101214171912332627283031321333435363741424344454647484950515253545556575859606162636465666768697071727374757677787980818283848586878889909192939495969798991000
	QUOTE [m s.l.m.]	147.27 146.88 146.49 146.29 146.27 146.35 146.29 146.37 146.47 146.55 146.05 146.11 146.18 146.17 146.08 145.46 145.89 145.06 145.11 145.04 144.84 144.82 144.80 144.84 144.75 144.45 144.36 144.09 143.86 143.50 140.77 139.92 139.37 139.08 138.97 139.02 139.32 139.32 139.32 141.40 142.76 143.59 143.47 144.21 144.21 143.67 143.66 145.73 145.88 145.88 145.90 145.95 145.82 145.93 145.93 146.01 145.94 145.94 145.95 145.99 145.98 146.04 146.14 146.14 146.32 146.34 146.34 146.56 146.56 146.33 146.12 149.30 151.38
	DISTANZE PROGRESSIVE [m]	0.00 5.99 8.98 11.98 17.97 20.96 26.95 29.94 36.93 38.93 41.92 47.91 50.90 56.89 59.88 62.88 66.87 71.86 77.85 80.85 84.84 86.84 89.83 92.83 95.82 103.04 109.05 115.68 120.75 123.50 129.33 132.68 136.19 140.40 144.54 148.79 152.69 152.69 152.69 159.14 163.67 167.20 170.85 174.15 177.80 180.73 185.18 191.02 196.18 201.43 204.43 207.42 213.41 216.41 222.40 225.39 228.38 234.38 237.37 243.37 246.36 252.35 255.35 258.34 264.33 267.33 270.32
	DISTANZE PARZIALI [m]	-----

STATO SOVRAPPOSTO

SEZIONE N° 01765__06

SEZIONE N° 01765__06

Livelli TR 30 - A - H=144.85 m. s.l.m.

Livelli TR 200 - A - H=145.88 m. s.l.m.

Livelli TR 30 - S2 - H=144.85 m. s.l.m.

Livelli TR 200 - S2 - H=145.88 m. s.l.m.

SCALA DISTANZE 1:1000

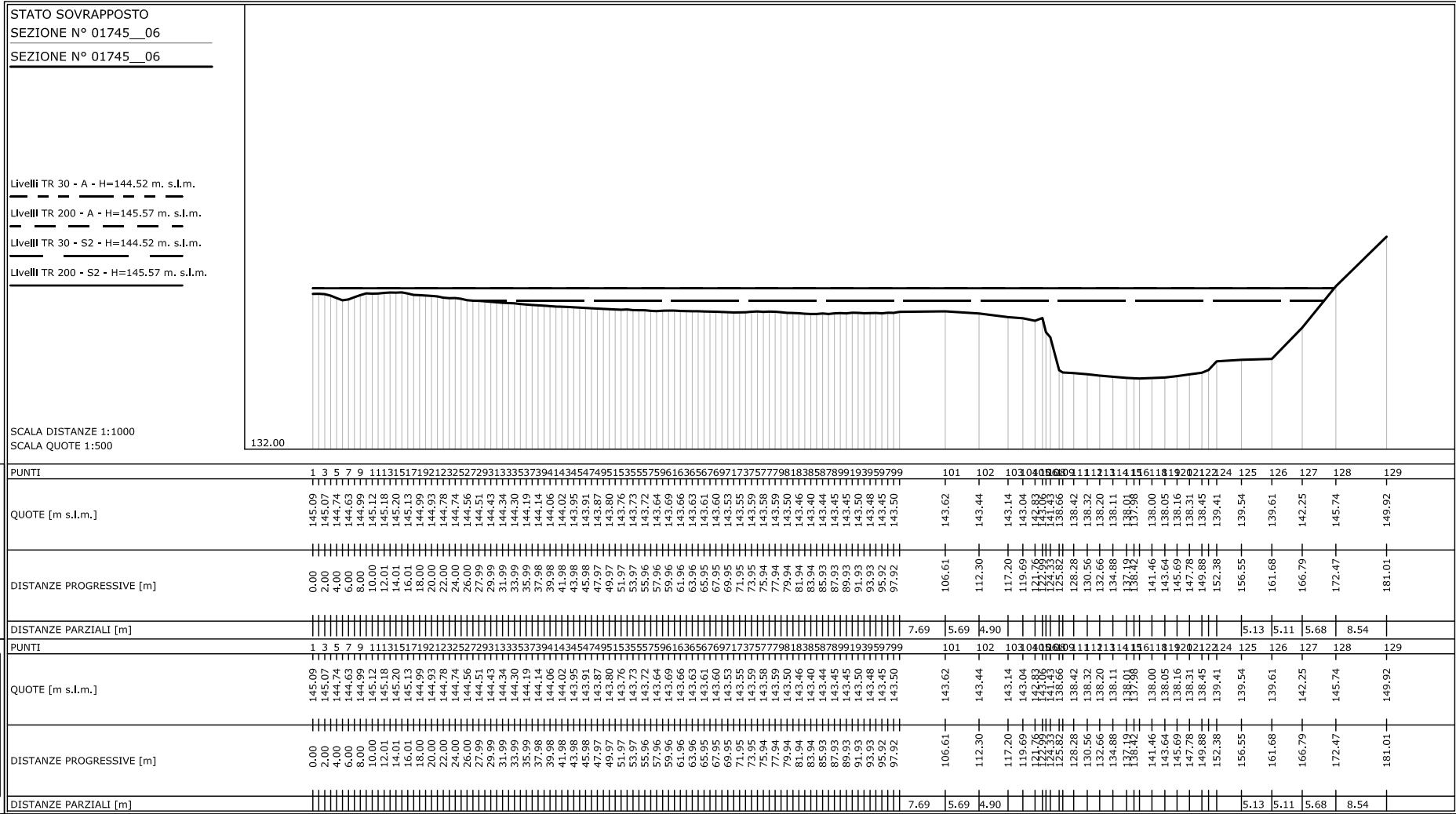
SCALA QUOTE 1:500

133.00

STATO ATTUALE	
PUNTI	1 3 5 7 9 11 13 15 17 19 21 23 25 27 29 31 33 35 37 39 41 43 45 47 49 51 53 55 57 59 61 63 65 67 69 71 73 75 77 79 81 83 85 87 89 91 93
QUOTE [m s.l.m.]	145.78 146.65 147.75 148.64 149.53 150.03 150.03 150.03 150.26 150.01 150.01 149.68 149.47 149.46 149.01 148.28 147.90 147.90 147.23 147.15 147.12 146.74 145.92 145.25 144.88 144.86 144.86 144.86 144.92 144.97 145.03 145.08 145.25 145.30 145.29 145.24 145.26 145.12 144.93 144.75 144.65 144.52 144.49 144.51 144.39 144.26 144.26 144.13 144.13 144.11 144.02
DISTANZE PROGRESSIVE [m]	0.00 2.00 3.99 5.99 7.98 9.98 11.98 13.98 15.97 17.97 19.97 21.97 23.96 25.96 27.96 29.95 31.95 33.95 35.94 37.94 39.94 41.93 43.93 45.93 47.92 49.92 51.92 53.91 55.91 57.91 59.91 61.90 63.90 65.90 67.89 69.89 71.89 73.88 75.88 77.88 79.87 81.87 83.87 85.86 87.86 89.86 91.86
DISTANZE PARZIALI [m]	5.78 5.81 8.64 112.09 115.70 117.04 119.07 122.67 125.54 129.36 131.82 138.45 136.85 139.06 141.53 144.08 146.40 148.88 151.17 156.45 162.22 168.51 175.48

SCENARIO 2	
PUNTI	1 3 5 7 9 11 13 15 17 19 21 23 25 27 29 31 33 35 37 39 41 43 45 47 49 51 53 55 57 59 61 63 65 67 69 71 73 75 77 79 81 83 85 87 89 91 93
QUOTE [m s.l.m.]	145.78 146.65 147.75 148.64 149.53 150.03 150.03 150.03 150.26 150.01 150.01 149.68 149.47 149.46 149.01 148.28 147.90 147.90 147.23 147.15 147.12 146.74 145.92 145.25 144.88 144.86 144.86 144.86 144.92 144.97 145.03 145.08 145.25 145.30 145.29 145.24 145.26 145.12 144.93 144.75 144.65 144.52 144.49 144.51 144.39 144.26 144.26 144.13 144.13 144.11 144.02
DISTANZE PROGRESSIVE [m]	0.00 2.00 3.99 5.99 7.98 9.98 11.98 13.98 15.97 17.97 19.97 21.97 23.96 25.96 27.96 29.95 31.95 33.95 35.94 37.94 39.94 41.93 43.93 45.93 47.92 49.92 51.92 53.91 55.91 57.91 59.91 61.90 63.90 65.90 67.89 69.89 71.89 73.88 75.88 77.88 79.87 81.87 83.87 85.86 87.86 89.86 91.86
DISTANZE PARZIALI [m]	5.78 5.81 8.64 112.09 115.70 117.04 119.07 122.67 125.54 129.36 131.82 138.45 136.85 139.06 141.53 144.08 146.40 148.88 151.17 156.45 162.22 168.51 175.48

[illegible]



STATO SOVRAPPOSTO
SEZIONE N° 01735__06
SEZIONE N° 01735__06

Livelli TR 30 - A - H=144.15 m. s.l.m.

 Livelli TR 200 - A - H=145.07 m. s.l.m.

 Livelli TR 30 - S2 - H=144.15 m. s.l.m.

 Livelli TR 200 - S2 - H=145.08 m. s.l.m.

SCALA DISTANZE 1:1000
SCALA QUOTE 1:500



STATO ATTUALE	STATO ATTUALE																																																																																																																																																																																																																																																																																																																																																																																																																																																																																																																																
	PUNTI	1	3	5	7	9	11	13	15	17	19	21	23	25	27	29	31	33	35	37	39	41	43	45	47	49	51	53	55	57	59	61	63	65	67	69	71	73	75	77	79	81	83	85	87	89	91	93	95	97	99	101	103	105	107	109	111	113	115	117	119	121	123	125	127	129	131	133	135	137	139	141	143	145	147	149	151	153	155	157	159	161	163	165	167	169	171	173	175	177	179	181	183	185	187	189	191	193	195	197	199	201	203	205	207	209	211	213	215	217	219	221	223	225	227	229	231	233	235	237	239	241	243	245	247	249	251	253	255	257	259	261	263	265	267	269	271	273	275	277	279	281	283	285	287	289	291	293	295	297	299	301	303	305	307	309	311	313	315	317	319	321	323	325	327	329	331	333	335	337	339	341	343	345	347	349	351	353	355	357	359	361	363	365	367	369	371	373	375	377	379	381	383	385	387	389	391	393	395	397	399	401	403	405	407	409	411	413	415	417	419	421	423	425	427	429	431	433	435	437	439	441	443	445	447	449	451	453	455	457	459	461	463	465	467	469	471	473	475	477	479	481	483	485	487	489	491	493	495	497	499	501	503	505	507	509	511	513	515	517	519	521	523	525	527	529	531	533	535	537	539	541	543	545	547	549	551	553	555	557	559	561	563	565	567	569	571	573	575	577	579	581	583	585	587	589	591	593	595	597	599	601	603	605	607	609	611	613	615	617	619	621	623	625	627	629	631	633	635	637	639	641	643	645	647	649	651	653	655	657	659	661	663	665	667	669	671	673	675	677	679	681	683	685	687	689	691	693	695	697	699	701	703	705	707	709	711	713	715	717	719	721	723	725	727	729	731	733	735	737	739	741	743	745	747	749	751	753	755	757	759	761	763	765	767	769	771	773	775	777	779	781	783	785	787	789	791	793	795	797	799	801	803	805	807	809	811	813	815	817	819	821	823	825	827	829	831	833	835	837	839	841	843	845	847	849	851	853	855	857	859	861	863	865	867	869	871	873	875	877	879	881	883	885	887	889	891	893	895	897	899	901	903	905	907	909	911	913	915	917	919	921	923	925	927	929	931	933	935	937	939	941	943	945	947	949	951	953	955	957	959	961	963	965	967	969	971	973	975	977	979	981	983	985	987	989	991	993	995	997	999	1001	1003	1005	1007	1009	1011	1013	1015	1017	1019	1021	1023

STATO SOVRAPPOSTO
SEZIONE N° 01725__06
SEZIONE N° 01725__06

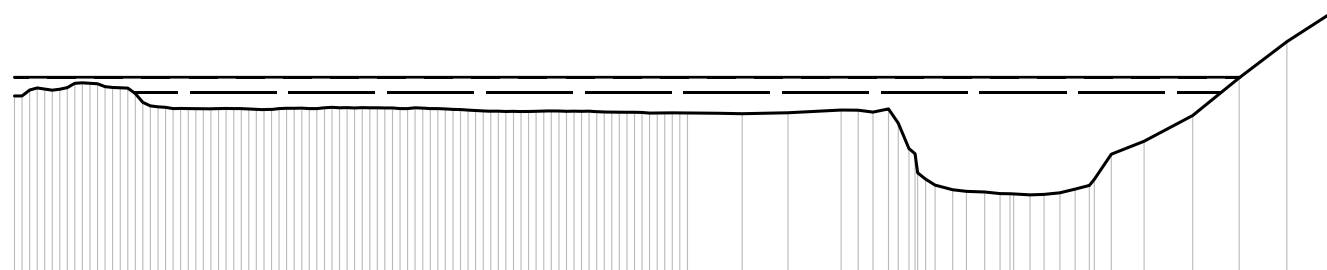
Livelli TR 30 - A - H=143.96 m. s.l.m.

Livello TR 200 - A - H=144.99 m. s.l.m.

Livello TR 30 - S2 - H=143.96 m. s.l.m.

Livelli TR 200 - S2 - H=145.00 m. s.l.m.

SCALA DISTANZE 1:1000
SCALA QUOTE 1:500

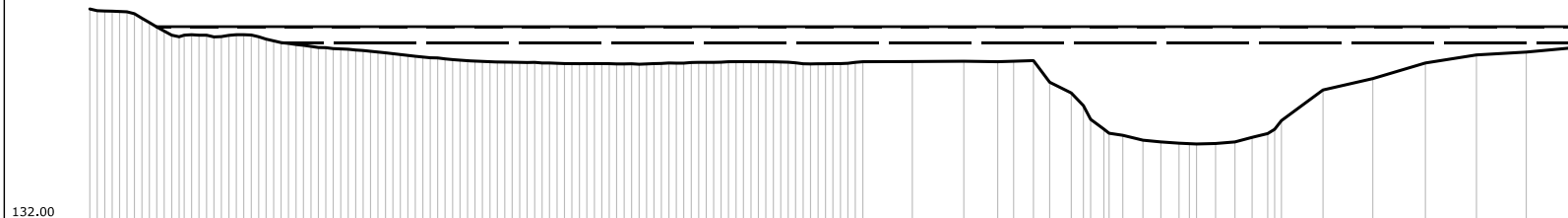


STATO ATTUALE		STATO FUTURO																																																																																																																																																																																																																																																																																																																																																																																																																																																																																																																												
		STATO FUTURO																																																																																																																																																																																																																																																																																																																																																																																																																																																																																																																												
SCENARIO 2	PUNTI	1	3	5	7	9	11	13	15	17	19	21	23	25	27	29	31	33	35	37	39	41	43	45	47	49	51	53	55	57	59	61	63	65	67	69	71	73	75	77	79	81	83	85	87	89	91	93	95	97	99	101	103	105	107	109	111	113	115	117	119	121	123	125	127	129	131	133	135	137	139	141	143	145	147	149	151	153	155	157	159	161	163	165	167	169	171	173	175	177	179	181	183	185	187	189	191	193	195	197	199	201	203	205	207	209	211	213	215	217	219	221	223	225	227	229	231	233	235	237	239	241	243	245	247	249	251	253	255	257	259	261	263	265	267	269	271	273	275	277	279	281	283	285	287	289	291	293	295	297	299	301	303	305	307	309	311	313	315	317	319	321	323	325	327	329	331	333	335	337	339	341	343	345	347	349	351	353	355	357	359	361	363	365	367	369	371	373	375	377	379	381	383	385	387	389	391	393	395	397	399	401	403	405	407	409	411	413	415	417	419	421	423	425	427	429	431	433	435	437	439	441	443	445	447	449	451	453	455	457	459	461	463	465	467	469	471	473	475	477	479	481	483	485	487	489	491	493	495	497	499	501	503	505	507	509	511	513	515	517	519	521	523	525	527	529	531	533	535	537	539	541	543	545	547	549	551	553	555	557	559	561	563	565	567	569	571	573	575	577	579	581	583	585	587	589	591	593	595	597	599	601	603	605	607	609	611	613	615	617	619	621	623	625	627	629	631	633	635	637	639	641	643	645	647	649	651	653	655	657	659	661	663	665	667	669	671	673	675	677	679	681	683	685	687	689	691	693	695	697	699	701	703	705	707	709	711	713	715	717	719	721	723	725	727	729	731	733	735	737	739	741	743	745	747	749	751	753	755	757	759	761	763	765	767	769	771	773	775	777	779	781	783	785	787	789	791	793	795	797	799	801	803	805	807	809	811	813	815	817	819	821	823	825	827	829	831	833	835	837	839	841	843	845	847	849	851	853	855	857	859	861	863	865	867	869	871	873	875	877	879	881	883	885	887	889	891	893	895	897	899	901	903	905	907	909	911	913	915	917	919	921	923	925	927	929	931	933	935	937	939	941	943	945	947	949	951	953	955	957	959	961	963	965	967	969	971	973	975	977	979	981	983	985	987	989	991	993	995	997	999	1001	1003	1005	1007	1009	1011	1013	1015	1017

SEZIONE N° 01716__06

Livello TR 200 - S2 - H=144.95 m. s.l.m.

SCALA QUOTE 1:500

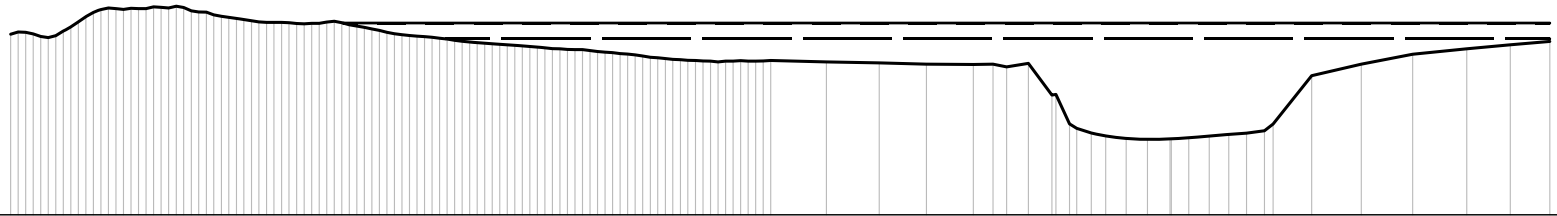


STATO ATTUALE		SCENARIO 2																																																																																																																																																																																																																																																																																																																						
PUNTI		1	3	5	7	9	11	13	15	17	19	21	23	25	27	29	31	33	35	37	39	41	43	45	47	49	51	53	55	57	59	61	63	65	67	69	71	73	75	77	79	81	83	85	87	89	91	93	95	97	99	101	103	105	106	107	108	109	110	111	112	113	114	115	116	117	118	119	120	121	122	123	124	125	126	127	128	129	130	131	132	133	134																																																																																																																																																																																																																																					
QUOTE [m s.l.m.]		146.13	145.96	145.81	145.66	145.52	145.37	145.22	145.07	144.92	144.77	144.62	144.47	144.32	144.17	144.02	143.87	143.72	143.57	143.42	143.27	143.12	142.97	142.82	142.67	142.52	142.37	142.22	142.07	141.92	141.77	141.62	141.47	141.32	141.17	141.02	140.87	140.72	140.57	140.42	140.27	140.12	139.97	139.82	139.67	139.52	139.37	139.22	139.07	138.92	138.77	138.62	138.47	138.32	138.17	138.02	137.87	137.72	137.57	137.42	137.27	137.12	136.97	136.82	136.67	136.52	136.37	136.22	136.07	135.92	135.77	135.62	135.47	135.32	135.17	135.02	134.87	134.72	134.57	134.42	134.27	134.12	133.97	133.82	133.67	133.52	133.37	133.22	133.07	132.92	132.77	132.62	132.47	132.32	132.17	132.02	131.87	131.72	131.57	131.42	131.27	131.12	130.97	130.82	130.67	130.52	130.37	130.22	130.07	129.92	129.77	129.62	129.47	129.32	129.17	129.02	128.87	128.72	128.57	128.42	128.27	128.12	127.97	127.82	127.67	127.52	127.37	127.22	127.07	126.92	126.77	126.62	126.47	126.32	126.17	126.02	125.87	125.72	125.57	125.42	125.27	125.12	124.97	124.82	124.67	124.52	124.37	124.22	124.07	123.92	123.77	123.62	123.47	123.32	123.17	123.02	122.87	122.72	122.57	122.42	122.27	122.12	121.97	121.82	121.67	121.52	121.37	121.22	121.07	120.92	120.77	120.62	120.47	120.32	120.17	120.02	119.87	119.72	119.57	119.42	119.27	119.12	118.97	118.82	118.67	118.52	118.37	118.22	118.07	117.92	117.77	117.62	117.47	117.32	117.17	117.02	116.87	116.72	116.57	116.42	116.27	116.12	115.97	115.82	115.67	115.52	115.37	115.22	115.07	114.92	114.77	114.62	114.47	114.32	114.17	114.02	113.87	113.72	113.57	113.42	113.27	113.12	112.97	112.82	112.67	112.52	112.37	112.22	112.07	111.92	111.77	111.62	111.47	111.32	111.17	111.02	110.87	110.72	110.57	110.42	110.27	110.12	110.00	109.88	109.76	109.64	109.52	109.40	109.28	109.16	109.04	108.92	108.80	108.68	108.56	108.44	108.32	108.20	108.08	107.96	107.84	107.72	107.60	107.48	107.36	107.24	107.12	107.00	106.88	106.76	106.64	106.52	106.40	106.28	106.16	106.04	105.92	105.80	105.68	105.56	105.44	105.32	105.20	105.08	104.96	104.84	104.72	104.60	104.48	104.36	104.24	104.12	104.00	103.88	103.76	103.64	103.52	103.40	103.28	103.16	103.04	102.92	102.80	102.68	102.56	102.44	102.32	102.20	102.08	101.96	101.84	101

SEZIONE N° 01705__06

Livello TR 200 - S2 - H=144.68 m. s.l.m.

SCALA QUOTE 1:500

[illegible]

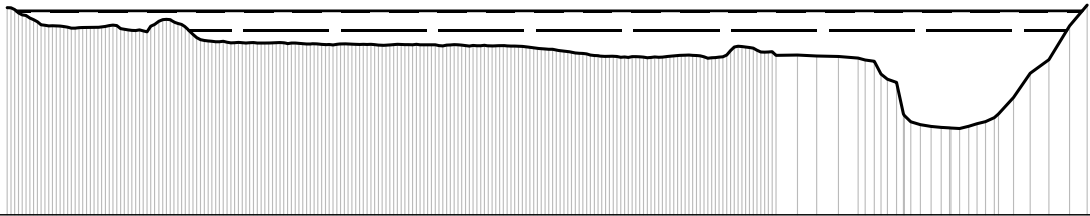
[illegible]

STATO SOVRAPPONTO
SEZIONE N° 01686__06
SEZIONE N° 01686__06

Livello TR 30 - A - H=143.21 m. s.l.m.
Livello TR 200 - A - H=144.47 m. s.l.m.
Livello TR 30 - S2 - H=143.22 m. s.l.m.
Livello TR 200 - S2 - H=144.49 m. s.l.m.

SCALA DISTANZE 1:2000
SCALA QUOTE 1:500

131.00



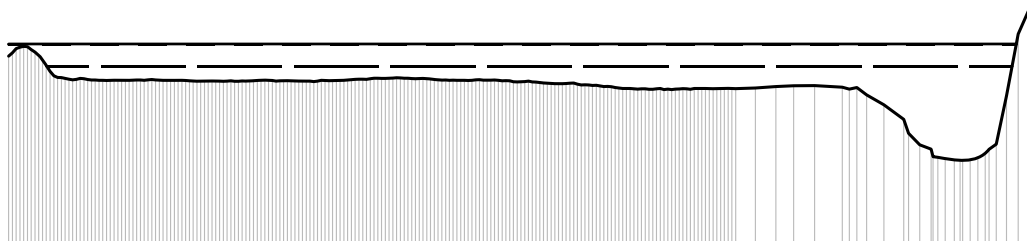
STATO ATTUALE	STATO ATTUALE	
	PUNTI	1 4 7 10 30 32 33 34 35 36 37 38 39 40 41 42 43 44 45 46 47 48 49 50 51 52 53 54 55 56 57 58 59 60 61 62 63 64 65 66 67 68 69 70 71 72 73 74 75 76 77 78 79 80 81 82 83 84 85 86 87 88 89 90 91 92 93 94 95 96 97 98 99 100 101 102 103 104 105 106 107 108 109 110 111 112 113 114 115 116 117 118 119 120 121 122 123 124 125 126 127 128 129 130 131 132 133 134 135 136 137 138 139 140 141 142 143 144 145 146 147 148 149 150 151 152 153 154 155 156 157 158 159 160 161 162 163 164 165 166 167 168 169 170 171 172 173 174 175 176 177 178 179 180 181 182 183 184 185 186 187 188 189 190 191 192 193 194 195 196 197 198 199 200 201 202 203 204 205 206 207 208 209 210 211 212 213 214 215 216 217 218 219 220 221 222 223 224 225 226 227 228 229 230 231 232
	QUOTE [m s.l.m.]	144.70 144.35 144.00 139.50 139.40 139.30 139.20 139.10 139.00 138.90 138.80 138.70 138.60 138.50 138.40 138.30 138.20 138.10 138.00 137.90 137.80 137.70 137.60 137.50 137.40 137.30 137.20 137.10 137.00 136.90 136.80 136.70 136.60 136.50 136.40 136.30 136.20 136.10 136.00 135.90 135.80 135.70 135.60 135.50 135.40 135.30 135.20 135.10 135.00 134.90 134.80 134.70 134.60 134.50 134.40 134.30 134.20 134.10 134.00 133.90 133.80 133.70 133.60 133.50 133.40 133.30 133.20 133.10 133.00 132.90 132.80 132.70 132.60 132.50 132.40 132.30 132.20 132.10 132.00 131.90 131.80 131.70 131.60 131.50 131.40 131.30 131.20 131.10 131.00 130.90 130.80 130.70 130.60 130.50 130.40 130.30 130.20 130.10 130.00 129.90 129.80 129.70 129.60 129.50 129.40 129.30 129.20 129.10 129.00 128.90 128.80 128.70 128.60 128.50 128.40 128.30 128.20 128.10 128.00 127.90 127.80 127.70 127.60 127.50 127.40 127.30 127.20 127.10 127.00 126.90 126.80 126.70 126.60 126.50 126.40 126.30 126.20 126.10 126.00 125.90 125.80 125.70 125.60 125.50 125.40 125.30 125.20 125.10 125.00 124.90 124.80 124.70 124.60 124.50 124.40 124.30 124.20 124.10 124.00 123.90 123.80 123.70 123.60 123.50 123.40 123.30 123.20 123.10 123.00 122.90 122.80 122.70 122.60 122.50 122.40 122.30 122.20 122.10 122.00 121.90 121.80 121.70 121.60 121.50 121.40 121.30 121.20 121.10 121.00 120.90 120.80 120.70 120.60 120.50 120.40 120.30 120.20 120.10 120.00 119.90 119.80 119.70 119.60 119.50 119.40 119.30 119.20 119.10 119.00 118.90 118.80 118.70 118.60 118.50 118.40 118.30 118.20 118.10 118.00 117.90 117.80 117.70 117.60 117.50 117.40 117.30 117.20 117.10 117.00 116.90 116.80 116.70 116.60 116.50 116.40 116.30 116.20 116.10 116.00 115.90 115.80 115.70 115.60 115.50 115.40 115.30 115.20 115.10 115.00 114.90 114.80 114.70 114.60 114.50 114.40 114.30 114.20 114.10 114.00 113.90 113.80 113.70 113.60 113.50 113.40 113.30 113.20 113.10 113.00 112.90 112.80 112.70 112.60 112.50 112.40 112.30 112.20 112.10 112.00 111.90 111.80 111.70 111.60 111.50 111.40 111.30 111.20 111.10 111.00 110.90 110.80 110.70 110.60 110.50 110.40 110.30 110.20 110.10 110.00 109.90 109.80 109.70 109.60 109.50 109.40 109.30 109.20 109.10 109.00 108.90 108.80 108.70 108.60 108.50 108.40 108.30 108.20 108.10 108.00 107.90 107.80 107.70 107.60 107.50 107.40 107.30 107.20 107.10 107.00 106.90 106.80 106.70 106.60 106.50 106.40 106.30 106.20 106.10 106.00 105.90 105.80 105.70 105.60 105.50 105.40 105.30 105.20 105.10 105.00 104.90 104.80 104.70 104.60 104.50 104.40 104.30 104.20 104.10 104.00 103.90 103.80 103.70 103.60 103.50 103.40 103.30 103.20 103.10 103.00 102.90 102.80 102.70 102.60 102.50 102.40 102.30 102.20 102.10 102.00 101.90 101.80 101.70 101.60 101.50 101.40 101.30 101.20 101.10 101.00 100.90 100.80 100.70 100.60 100.50 100.40 100.30 100.20 100.10 100.00 99.90 99.80 99.70 99.60 99.50 99.40 99.30 99.20 99.10 99.00 98.90 98.80 98.70 98.60 98.50 98.40 98.30 98.20 98.10 98.00 97.90 97.80 97.70 97.60 97.50 97.40 97.30 97.20 97.10 97.00 96.90 96.80 96.70 96.60 96.50 96.40 96.30 96.20 96.10 96.00 95.90 95.80 95.70 95.60 95.50 95.40 95.30 95.20 95.10 95.00 94.90 94.80 94.70 94.60 94.50 94.40 94.30 94.20 94.10 94.00 93.90 93.80 93.70 93.60 93.50 93.40 93.30 93.20 93.10 93.00 92.90 92.80 92.70 92.60 92.50 92.40 92.30 92.20 92.10 92.00 91.90 91.80 91.70 91.60 91.50 91.40 91.30 91.20 91.10 91.00 90.90 90.80 90.70 90.60 90.50 90.40 90.30 90.20 90.10 90.00 89.90 89.80 89.70 89.60 89.50 89.40 89.30 89.20 89.10 89.00 88.90 88.80 88.70 88.60 88.50 88.40 88.30 88.20 88.10 88.00 87.90 87.80 87.70 87.60 87.50 87.40 87.30 87.20 87.10 87.00 86.90 86.80 86.70 86.60 86.50 86.40 86.30 86.20 86.10 86.00 85.90 85.80 85.70 85.60 85.50 85.40 85.30 85.20 85.10 85.00 84.90 84.80 84.70 84.60 84.50 84.40 84.30 84.20 84.10 84.00 83.90 83.80 83.70 83.60 83.50 83.40 83.30 83.20 83.10 83.00 82.90 82.80 82.70 82.60 82.50 82.40 82.30 82.20 82.10 82.00 81.90 81.80 81.70 81.60 81.50 81.40 81.30 81.20 81.10 81.00 80.90 80.80 80.70 80.60 80.50 80.40 80.30 80.20 80.10 80.00 79.90 79.80 79.70 79.60 79.50 79.40 79.30 79.20 79.10 79.00 78.90 78.80 78.70 78.60 78.50 78.40 78.30 78.20 78.10 78.00 77.90 77.80 77.70 77.60 77.50 77.40 77.30 77.20 77.10 77.00 76.90 76.80 76.70 76.60 76.50 76.40 76.30 76.20 76.10 76.00 75.90 75.80 75.70 75.60 75.50 75.40 75.30 75.20 75.10 75.00 74.90 74.80 74.70 74.60 74.50 74.40 74.30 74.20 74.10 74.00 73.90 73.80 73.70 73.60 73.50 73.40 73.30 73.20 73.10 73.00 72.90 72.80 72.70 72.60 72.50 72.40 72.30 72.20 72.10 72.00 71.90 71.80 71.70 71.60 71.50 71.40 71.30 71.20 71.10 71.00 70.90 70.80 70.70 70.60 70.50 70.40 70.30 70.20 70.10 70.00 69.90 69.80 69.70 69.60 69.50 69.40 69.30 69.20 69.10 69.00 68.90 68.80 68.70 68.60 68.50 68.40 68.30 68.20 68.10 68.00 67.90 67.80 67.70 67.60 67.50 67.40 67.30 67.20 67.10 67.00 66.90 66.80 66.70 66.60 66.50 66.40 66.30 66.20 66.10 66.00 65.90 65.80 65.70 65.60 65.50 65.40 65.30 65.20 65.10 65.00 64.90 64.80 64.70 64.60 64.50 64.40 64.30 64.20 64.10 64.00 63.90 63.80 63.70 63.60 63.50 63.40 63.30 63.20 63.10 63.00 62.90 62.80 62.70 62.60 62.50 62.40 62.30 62.20 62.10 62.00 61.90 61.80 61.70 61.60 61.50 61.40 61.30 61.20 61.10 61.00 60.90 60.80 60.70 60.60 60.50 60.40 60.30 60.20 60.10 60.00 59.90 59.80 59.70 59.60 59.50 59.40 59.30 59.20 59.10 59.00 58.90 58.80 58.70 58.60 58.50 58.40 58.30 58.20 58.10 58.00 57.90 57.80 57.70 57.60 57.50 57.40 57.30 57.20 57.10 57.00 56.90 56.80 56.70 56.60 56.50 56.40 56.30 56.20 56.10 56.00 55.90 55.80 55.70 55.60 55.50 55.40 55.30 55.20 55.10 55.00 54.90 54.80 54.70 54.60 54.50 54.40 54.30 54.20 54.10 54.00 53.90 53.80 53.70 53.60 53.50 53.40 53.30 53.20 53.10 53.00 52.90 52.80 52.70 52.60 52.50 52.40 52.30 52.20 52.10 52.00 51.90 51.80 51.70 51.60 51.50 51.40 51.30 51.20 51.10 51.00 50.90 50.80 50.70 50.60 50.50 50.40 50.30 50.20 50.10 50.00 49.90 49.80 49.70 49.60 49.50 49.40 49.30 49.20 49.10 49.00 48.90 48.80 48.70 48.60 48.50 48.40 48.30 48.20 48.10 48.00 47.90 47.80 47.70 47.60 47.50 47.40 47.30 47.20 47.10 47.00 46.90 46.80 46.70 46.60 46.50 46.40 46.30 46.20 46.10 46.00 45.90 45.80 45.70 45.60 45.50 45.40 45.30 45.20 45.10 45.00 44.90 44.80 44.70 44.60 44.50 44.40 44.30 44.20 44.10 44.00 43.90 43.80 43.70 43.60 43.50 43.40 43.30 43.20 43.10 43.00 42.90 42.80 42.70 42.60 42.50 42.40 42.30 42.20 42.10 42.00 41.90 41.80 41.70 41.60 41.50 41.40 41.30 41.20 41.10 41.00 40.90 40.80 40.70 40.60 40.50 40.40 40.30 40.20 40.10 40.00 39.90 39.80 39.70 39.60 39.50 39.40 39.30 39.20 39.10 39.00 38.90 38.80 38.70 38.60 38.50 38.40 38.30 38.20 38.10 38.00 37.90 37.80 37.70 37.60 37.50 37.40 37.30 37.20 37.10 37.00 36.90 36.80 36.70 36.60 36.50 36.40 36.30 36.20 36.10 36.00 35.90 35.80 35.70 35.60 35.50 35.40 35.30 35.20 35.10 35.00 34.90 34.80 34.70 34.60 34.50 34.40 34.30 34.20 34.10 34.00 33.90 33.80 33.70 33.60 33.50 33.40 33.30 33.20 33.10 33.00 32.90 32.80 32.70 32.60 32.50 32.40 32.30 32.20 32.10 32.00 31.90 31.80 31.70 31.60 31.50 31.40 31.30 31.20 31.10 31.00 30.90 30.80 30.70 30.60 30.50 30.40 30.30 30.20 30.10 30.00 29.90 29.80 29.70 29.60 29.50 29.40 29.30 29.20 29.10 29.00 28.90 28.80 28.70 28.60 28.50 28.40 28.30 28.20 28.10 28.00 27.90 27.80 27.70 27.60 27.50 27.40 27.30 27.20 27.10 27.00 26.90 26.80 26.70 26.60 26.50 26.40 26.30 26.20 26.10 26.00 25.90 25.80 25.70 25.60 25.50 25.40 25.30 25.20 25.10 25.00 24.90 24.80 24.70 24.60 24.50 24.40 24.30 24.20 24.10 24.00 23.90 23.80 23.70 23.60 23.50 23.40 23.30 23.20 23.10 23.00 22.90 22.80 22.70 22.60 22.50 22.40 22.30 22.20 22.10 22.00 21.90 21.80 21.70 21.60 21.50 21.40 21.30 21.20 21.10 21.00 20.90 20.80 20.70 20.60 20.50 20.40 20.30 20.20 20.10 20.00 19.90 19.80 19.70 19.60 19.50 19.40 19.30 19.20 19.10 19.00 18.90 18.80 18.70 18.60 18.50 18.40 18.30 18.20 18.10 18.00 17.90 17.80 17.70 17.60 17.50 17.40 17.30 17.20 17.10 17.00 16.90 16.80 16.70 16.60 16.50 16.40 16.30 16.20 16.10 16.00 15.90 15.80 15.70 15.60 15.50 15.40 15.30 15.20 15.10 15.00 14.90 14.80 14.70 14.60 14.50 14.40 14.30 14.20 14.10 14.00 13.90 13.80 13.70 13.60 13.50 13.40 13.30 13.20 13.10 13.00 12.90 12.80 12.70 12.60 12.50 12.40 12.30 12.20 12.10 12.00 11.90 11.80 11.70 11.60 11.50 11.40 11.30 11.20 11.10 11.00 10.90 10.80 10.70 10.60 10.50 10.40 10.30 10.20 10.10 10.00 9.90 9.80 9.70 9.60 9.50 9.40 9.30 9.20 9.10 9.00 8.90 8.80 8.70 8.60 8.50 8.40 8.30 8.20 8.10 8.00 7.90 7.80 7.70 7.60 7.50 7.40 7.30 7.20 7.10 7.00 6.90 6.80 6.70 6.60 6.50 6.40 6.30 6.20 6.10 6.00 5.90 5.80 5.70 5.60 5.50 5.40 5.30 5.20 5.10 5.00 4.90 4.80 4.70 4.60 4.50 4.40 4.30 4.20 4.10 4.00 3.90 3.80 3.70 3.60 3.50 3.40 3.30 3.20 3.10 3.00 2.90 2.80 2.70 2.60 2.50 2.40 2.30 2.20 2.10 2.00 1.90 1.80 1.70 1.60 1.50 1.40 1.30 1.20 1.10 1.00 0.90 0.80 0.70 0.60 0.50 0.40 0.30 0.20 0.10 0.00
	DISTANZE PROGRESSIVE [m]	0.00 3.00 6.00 9.00 12.00 15.00 18.00 21.00 24.00 27.00 30.00 33.00 36.00 39.00 42.00 45.00 48.00 51.00 54.00 57.00 60.00 63.00 66.00 69.00 72.00 75.00 78.00 81.00 84.00 87.00 90.00 93.00 96.00 99.00 102.00 105.00 108.00 111.00 114.00 117.00 120.00 123.00 126.00 129.00 132.00 135.00 138.00 141.00 144.00 147.00 150.00 153.00 156.00 159.00 162.00 165.00 168.00 171.00 174.00 177.00 180.00 183.00 186.00 189.00 192.00 195.00 198.00 201.00 204.00 207.00 210.00 213.00 216.00 219.00 222.00 225.00 228.00 231.00 234.00 237.00 240.00 243.00 246.00 249.00 252.00 255.00 258.00 261.00 264.00 267.00 270.00 273.00 276.00 279.00 282.00 285.00 288.00 291.00 294.00 297.00 300.00 303.00 306.00 309.00 312.00 315.00 318.00 321.00 324.00 327.00 330.00 333.00 336.00 339.00 342.00 345.00 348.00 351.00 354.00 357.00 360.00 363.00 366.00 369.00 372.00 375.00 378.00 381.00 384.00 387.00 390.00 393.00 396.00 399.00 402.00 405.00 408.00 411.00 414.00 417.00 420.00 423.00 426.00 429.00 432.00 435.00 438.00 441.00 444.00 447.00 450.00 453.00 456.00 459.00 462.00 465.00 468.00 471.00 474.00 477.00 480.00 483.00 486.00 489.00 492.00 495.00 498.00 501.00 504.00 507.00 510.00 513.00 516.00 519.00 522.00 525.00 528.00 531.00 534.00 537.00 540.00 543.00 546.00 549.00 552.00 555.00 558.00 561.00 564.00 567.00 570.00 573.00 576.00 579.00 582.00 585.00 588.00 591.00 594.00 597.00 600.00 603.00 606.00 609.00 612.00 615.00 618.00 621.00 624.00 627.00 630.00 633.00 636.00 639.00 642.00 645.00 648.00 651.00 654.00 657.00 660.00 663.00 666.00 669.00 672.00 675.00 678.00 681.00 684.00 687.00 690.00 693.00 696.00 699.00 702.00 705.00 708.00 711.00 714.00 717.00 720.00 723.00 726.00 729.00 732.00 735.00 738.00 741.00 744.00 747.00 750.00 753.00 756.00 759.00 762.00 765.00 768.00 771.00 774.00 777.00 780.00 783.00 786.00 789.00 792.00 795.00 798.00 801.00 804.00 807.00 810.00 813.00 816.00 819.00 822.00 825.00 828.00 831.00 834.00 837.00 840.00 843.00 846.00 849.00 852.00 855.00 858.00 861.00 864.00 867.00 870.00 873.00 876.00 879.00 882.00 885.00 888.00 891.00 894.00 897.00 900.00 903.00 906.00 909.00 912.00 915.00 918.00 921.00 924.00 927.00 930.00 933.00 936.00 939.00 942.00 945.00 948.00 951.00 954.00 957.00 960.00 963.00 966.00 969.00 972.00 975.00 978.00 981.00 984.00 987.00 990.00 993.00 996.00 999.00 1002.00 1005.00 1008.00 1011.00 1014.

SEZIONE N° 01675_06

Livelli TR 200 - S2 - H=144.15 m. s.l.m.

SCALA QUOTE 1:500

131.00

[illegible]

STATO SOVRAPPOSTO
SEZIONE N° 01666__06
SEZIONE N° 01666__06

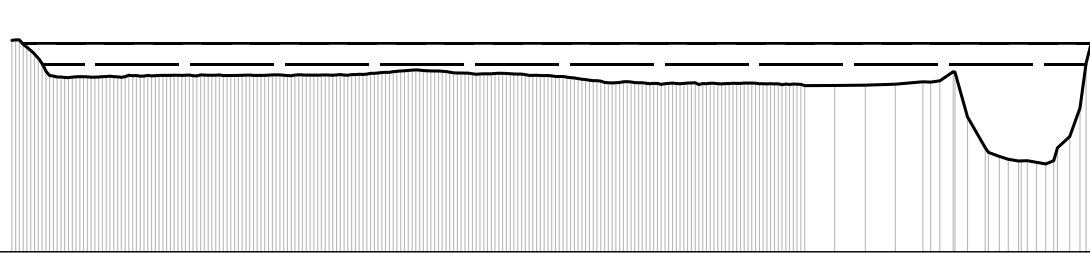
Livelli TR 30 - A - H=142.38 m. s.l.m.

Live|| TR 200 - A - H=143.79 m. s.l.m.

Live|| TR 30 - S2 - H=142.38 m. s.l.m.

Livello TR 200 - S2 - H=143.78 m. s.l.m.

SCALA DISTANZE 1:2000
SCALA QUOTE 1:500

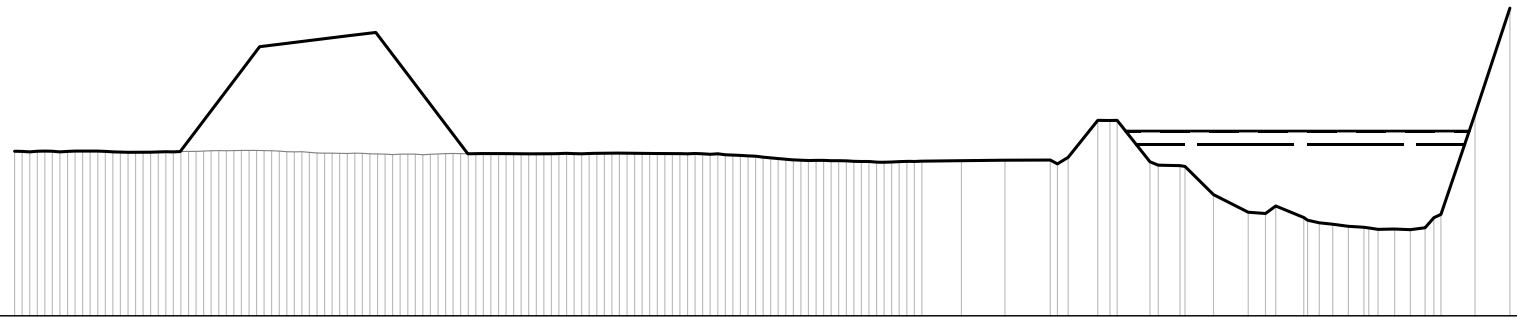


SCENARIO 2		STATO ATTUALE	
PUNTI	1 4 7 10 13 18 29 38 47 68 78 85 95 105 116 127 137 147 158 168 178 188 198 208 218 228 238 248 258 268 278 288 298 308 318 328 338 348 358 368 378 388 398 408 418 428 438 448 458 468 478 488 498 508 518 528 538 548 558 568 578 588 598 608 618 628 638 648 658 668 678 688 698 708 718 728 738 748 758 768 778 788 798 808 818 828 838 848 858 868 878 888 898 908 918 928 938 948 958 968 978 988 998 1008 1018 1028 1038 1048 1058 1068 1078 1088 1098 1108 1118 1128 1138 1148 1158 1168 1178 1188 1198 1208 1218 1228 1238 1248 1258 1268 1278 1288 1298 1308 1318 1328 1338 1348 1358 1368 1378 1388 1398 1408 1418 1428 1438 1448 1458 1468 1478 1488 1498 1508 1518 1528 1538 1548 1558 1568 1578 1588 1598 1608 1618 1628 1638 1648 1658 1668 1678 1688 1698 1708 1718 1728 1738 1748 1758 1768 1778 1788 1798 1808 1818 1828 1838 1848 1858 1868 1878 1888 1898 1908 1918 1928 1938 1948 1958 1968 1978 1988 1998 2008 2018 2028 2038 2048 2058 2068 2078 2088 2098 2108 2118 2128 2138 2148 2158 2168 2178 2188 2198 2208 2218 2228 2238 2248 2258 2268 2278 2288 2298 2308 2318 2328 2338 2348 2358 2368 2378 2388 2398 2408 2418 2428 2438 2448 2458 2468 2478 2488 2498 2508 2518 2528 2538 2548 2558 2568 2578 2588 2598 2608 2618 2628 2638 2648 2658 2668 2678 2688 2698 2708 2718 2728 2738 2748 2758 2768 2778 2788 2798 2808 2818 2828 2838 2848 2858 2868 2878 2888 2898 2908 2918 2928 2938 2948 2958 2968 2978 2988 2998 3008 3018 3028 3038 3048 3058 3068 3078 3088 3098 3108 3118 3128 3138 3148 3158 3168 3178 3188 3198 3208 3218 3228 3238 3248 3258 3268 3278 3288 3298 3308 3318 3328 3338 3348 3358 3368 3378 3388 3398 3408 3418 3428 3438 3448 3458 3468 3478 3488 3498 3508 3518 3528 3538 3548 3558 3568 3578 3588 3598 3608 3618 3628 3638 3648 3658 3668 3678 3688 3698 3708 3718 3728 3738 3748 3758 3768 3778 3788 3798 3808 3818 3828 3838 3848 3858 3868 3878 3888 3898 3908 3918 3928 3938 3948 3958 3968 3978 3988 3998 4008 4018 4028 4038 4048 4058 4068 4078 4088 4098 4108 4118 4128 4138 4148 4158 4168 4178 4188 4198 4208 4218 4228 4238 4248 4258 4268 4278 4288 4298 4308 4318 4328 4338 4348 4358 4368 4378 4388 4398 4408 4418 4428 4438 4448 4458 4468 4478 4488 4498 4508 4518 4528 4538 4548 4558 4568 4578 4588 4598 4608 4618 4628 4638 4648 4658 4668 4678 4688 4698 4708 4718 4728 4738 4748 4758 4768 4778 4788 4798 4808 4818 4828 4838 4848 4858 4868 4878 4888 4898 4908 4918 4928 4938 4948 4958 4968 4978 4988 4998 5008 5018 5028 5038 5048 5058 5068 5078 5088 5098 5108 5118 5128 5138 5148 5158 5168 5178 5188 5198 5208 5218 5228 5238 5248 5258 5268 5278 5288 5298 5308 5318 5328 5338 5348 5358 5368 5378 5388 5398 5408 5418 5428 5438 5448 5458 5468 5478 5488 5498 5508 5518 5528 5538 5548 5558 5568 5578 5588 5598 5608 5618 5628 5638 5648 5658 5668 5678 5688 5698 5708 5718 5728 5738 5748 5758 5768 5778 5788 5798 5808 5818 5828 5838 5848 5858 5868 5878 5888 5898 5908 5918 5928 5938 5948 5958 5968 5978 5988 5998 6008 6018 6028 6038 6048 6058 6068 6078 6088 6098 6108 6118 6128 6138 6148 6158 6168 6178 6188 6198 6208 6218 6228 6238 6248 6258 6268 6278 6288 6298 6308 6318 6328 6338 6348 6358 6368 6378 6388 6398 6408 6418 6428 6438 6448 6458 6468 6478 6488 6498 6508 6518 6528 6538 6548 6558 6568 6578 6588 6598 6608 6618 6628 6638 6648 6658 6668 6678 6688 6698 6708 6718 6728 6738 6748 6758 6768 6778 6788 6798 6808 6818 6828 6838 6848 6858 6868 6878 6888 6898 6908 6918 6928 6938 6948 6958 6968 6978 6988 6998 7008 7018 7028 7038 7048 7058 7068 7078 7088 7098 7108 7118 7128 7138 7148 7158 7168 7178 7188 7198 7208 7218 7228 7238 7248 7258 7268 7278 7288 7298 7308 7318 7328 7338 7348 7358 7368 7378 7388 7398 7408 7418 7428 7438 7448 7458 7468 7478 7488 7498 7508 7518 7528 7538 7548 7558 7568 7578 7588 7598 7608 7618 7628 7638 7648 7658 7668 7678 7688 7698 7708 7718 7728 7738 7748 7758 7768 7778 7788 7798 7808 7818 7828 7838 7848 7858 7868 7878 7888 7898 7908 7918 7928 7938 7948 7958 7968 7978 7988 7998 8008 8018 8028 8038 8048 8058 8068 8078 8088 8098 8108 8118 8128 8138 8148 8158 8168 8178 8188 8198 8208 8218 8228 8238 8248 8258 8268 8278 8288 8298 8308 8318 8328 8338 8348 8358 8368 8378 8388 8398 8408 8418 8428 8438 8448 8458 8468 8478 8488 8498 8508 8518 8528 8538 8548 8558 8568 8578 8588 8598 8608 8618 8628 8638 8648 8658 8668 8678 8688 8698 8708 8718 8728 8738 8748 8758 8768 8778 8788 8798 8808 8818 8828 8838 8848 8858 8868 8878 8888 8898 8908 8918 8928 8938 8948 8958 8968 8978 8988 8998 9008 9018 9028 9038 9048 9058 9068 9078 9088 9098 9108 9118 9128 9138 9148 9158 9168 9178 9188 9198 9208 9218 9228 9238 9248 9258 9268 9278 9288 9298 9308 9318 9328 9338 9348 9358 9368 9378 9388 9398 9408 9418 9428 9438 9448 9458 9468 9478 9488 9498 9508 9518 9528 9538 9548 9558 9568 9578 9588 9598 9608 9618 9628 9638 9648 9658 9668 9678 9688 9698 9708 9718 9728 9738 9748 9758 9768 9778 9788 9798 9808 9818 9828 9838 9848 9858 9868 9878 9888 9898 9908 9918 9928 9938 9948 9958 9968 9978 9988 9998 10008 10018 10028 10038 10048 10058 10068 10078 10088 10098 10108 10118 10128 10138 10148 10158 10168 10178 10188 10198 10208 10218 10228 10238 10248 10258 10268 10278 10288 10298 10308 10318 10328 10338 10348 10358 10368 10378 10388 10398 10408 10418 10428 10438 10448 10458 10468 10478 10488 10498 10508 10518 10528 10538 10548 10558 10568 10578 10588 10598 10608 10618 10628 10638 10648 10658 10668 10678 10688 10698 10708 10718 10728 10738 10748 10758 10768 10778 10788 10798 10808 10818 10828 10838 10848 10858 10868 10878 10888 10898 10908 10918 10928 10938 10948 10958 10968 10978 10988 10998 11008 11018 11028 11038 11048 11058 11068 11078 11088 11098 11108 11118 11128 11138 11148 11158 11168 11178 11188 11198 11208 11218 11228 11238 11248 11258 11268 11278 11288 11298 11308 11318 11328 11338 11348 11358 11368 11378 11388 11398 11408 11418 11428 11438 11448 11458 11468 11478 11488 11498 11508 11518 11528 11538 11548 11558 11568 11578 11588 11598 11608 11618 11628 11638 11648 11658 11668 11678 11688 11698 11708 11718 11728 11738 11748 11758 11768 11778 11788 11798 11808 11818 11828 11838 11848 11858 11868 11878 11888 11898 11908 11918 11928 11938 11948 11958 11968 11978 11988 11998 12008 12018 12028 12038 12048 12058 12068 12078 12088 12098 12108 12118 12128 12138 12148 12158 12168 12178 12188 12198 12208 12218 12228 12238 12248 12258 12268 12278 12288 12298 12308 12318 12328 12338 12348 12358 12368 12378 12388 12398 12408 12418 12428 12438 12448 12458 12468 12478 12488 12498 12508 12518 12528 12538 12548 12558 12568 12578 12588 12598 12608 12618 12628 12638 12648 12658 12668 12678 12688 12698 12708 12718 12728 12738 12748 12758 12768 12778 12788 12798 12808 12818 12828 12838 12848 12858 12868 12878 12888 12898 12908 12918 12928 12938 12948 12958 12968 12978 12988 12998 13008 13018 13028 13038 13048 13058 13068 13078 13088 13098 13108 13118 13128 13138 13148 13158 13168 13178 13188 13198 13208 13218 13228 13238 13248 13258 13268 13278 13288 13298 13308 13318 13328 13338 13348 13358 13368 13378 13388 13398 13408 13418 13428 13438 13448 13458 13468 13478 13488 13498 13508 13518 13528 13538 13548 13558 13568 13578 13588 13598 13608 13618 13628 13638 13648 13658 13668 13678 13688 13698 13708 13718 13728 13738 13748 13758 13768 13778 13788 13798 13808 13818 13828 13838 13848 13858 13868 13878 13888 13898 13908 13918 13928 13938 13948 13958 13968 13978 13988 13998 14008 14018 14028 14038 14048 14058 14068 14078 14088 14098 14108 14118 14128 14138 14148 14158 14168 14178 14188 14198 14208 14218 14228 14238 14248 14258 14268 14278 14288 14298 14308 14318 14328 14338 14348 14358 14368 14378 14388 14398 14408 14418 14428 14438 14448 14458 14468 14478 14488 14498 14508 14518 14528 14538 14548 14558 14568 14578 14588 14598 14608 14618 14628 14638 14648 14658 14668 14678 14688 14698 14708 14718 14728 14738 14748 14758 14768 14778 14788 14798 14808 14818 14828 14838 14848 14858 14868 14878 14888 14898 14908 14918 14928 14938 14948 14958 14968 14978 14988 14998 15008 15018 15028 15038 15048 15058 15068 15078 15088 15098 15108 15118 15128 15138 15148 15158 15168 15178 15188 15198 15208 15218 15228 15238 15248 15258 15268 15278 15288 15298 15308 15318 15328 15338 15348 15358 15368 15378 15388 15398 15408 15418 15428 15438 15448 15458 15468 15478 15488 15498 15508 15518 15528 15538 15548 15558 15568 15578 15588 15598 15608 15618 15628 15638 15648 15658 15668 15678 15688 15698 15708 15718 15728 15738 15748 15758 15768 15778 15788 15798 15808 15818 15828 15838 15848 15858 15868 15878 15888 15898 15908 15918 15928 15938 15948 15958 15968 15978 15988 15998 16008 16018 16028 16038 16048 16058 16068 16078 16088 16098 16108 16118 16128 16138 16148 16158 16168 16178 16188 16198 16208 16218 16228 16238 16248 16258 16268 16278 16288 16298 16308 16318 16328 16338 16348 16358 16368 16378 16388 16398 16408 16418 16428 16438 16448 16458 16468 16478 16488 16498 16508 16518 16528 16538 16548 16558 16568 16578 16588 16598 16608 16618 16628 16638 16648 16658 16668 16678 16688 16698 16708 16718 16728 16738 16748 16758 16768 16778 16788 16798 16808 16818 16828 16838 16848 16858 16868 16878 16888 16898 16908 16918 16928 16938 16948 16958 16968 16978 16988 16998 17008 17018 17028 17038 17048 17058 17068 17078 17088 17098 17108 17118 17128 17138 17148 17158 17168 17178 17188 17198 17208 17218 17228 17238 17248 17258 17268 17278 17288 17298 17308 17318 17328 17338 17348 17358 17368 17378 17388 17398 17408 17418 17428 17438 17448 17458 17468 17478 17488 17498 17508 17518 17528 17538 17548 17558 17568 17578 17588 17598 17608 17618 17628 17638 17648 17658 17668 17678 17688 17698 17708 17718 17728 17738 17748 17758 17768 17778 17788 17798 17808 17818 17828 17838 17848 17858 17868 17878 17888 17898 17908 17918 17928 17938 17948 17958 17968 17978 17988 17998 18008 18018 18028 18038 18048 18058 18068 18078 18088 18098 18108 18118 18128 18138 18148 18158 18168 18178 18188 18198 18208 18218 18228 18238 18248 18258 18268 18278 18288 18298 18308 18318 18328 18338 18348 18358 18368 18378 18388 18398 18408 18418 18428 18438 18448 18458 18468 18478 18488 18498 18508 18518 18528 18538 18548 18558 18568 18578 18588 18598 18608 18618 18628 18638 18648 18658 18668 18678 18688 18698 18708 18718 18728 18738 18748 18758 18768 18778 18788 18798 18808 18818 18828 18838 18848 18858 18868 18878 18888 18898 18908 18918 18928 18938 18948 18958 18968 18978 18988 18998 19008 19018 19028 19038 19048 19058 19068 19078 19088 19098 19108 19118 19128 19138 19148 19158 19168 19178 19188 19198 19208 19218 19228 19238 19248 19258 19268 19278 19288 19298 19308 19318 19328 19338 19348 19358 19368 19378 19388 19398 19408 19418 19428 19438 19448 19458 19468 19478 19488 19498 19508 19518 19528 19538 19548 19558 19568 19578 19588 19598 19608 19618 19628 19638 19648 19658 19668 19678 19688 19698 19708 19718 19728 19738 19748 19758 19768 19778 19788 19798 19808 19818 19828 19838 19848 19858 19868 19878 19888 19898 19908 19918 19928 19938 19948 19958 19968 19978 19988 19998 20008 20018 20028 20038 20048 20058 20068 20078 20088 20098 20108 20118 20128 20138 20148 20158 20168 20178 20188 20198 20208 20218 20228 20238 20248 20258 20268 20278 20288 20298 20308 20318 20328 20338 20348 20358 20368 20378 20388 20398 20408 20418 20428 20438 20448 20458 20468 20478 20488 20498 20508 20518 20528 20538 20548 20558 20568 20578 20588 20598 20608 20618 20628 20638 20648 20658 20668 20678 20688 20698 20708 20718 20728 20738 20748 20758 20768 20778 20788 20798 20808 20818 20828 20838 20848 20858 20868 20878 20888 20898 20908 20918 20928 20938 20948 20958 20968 20978 20988 20998 21008 21018 21028 21038 21048 21058 21068 21078 21088 21098 21108 21118 21128 21138 21148 21158 21168 21178 21188 21198 21208 21218 21228 21238 21248 21258 21268 21278 21288 21298 21308 21318 21328 21338 21348 21358 21368 21378 21388 21398 21408 21418 21428 21438 21448 21458 21468 21478 21488 21498 21508 21518 21528 21538 21548 21558 21568 21578 21588 21598 21608 21618 21628 21638 21648 21658 21668 21678 21688 21698 21708 21718 21728 21738 21748 21758 21768 21778 21788 21798 21808 21818 21828 21838 21848 21858 21868 21878 21888 21898 21908 21918 21928 21938 21948 21958 21968 21978 21988 21998 22008 22018 22028 22038 22048 22058 22068 22078 22088 22098 22108 22118 22128 22138 22148 22158 22168 22178 22188 22198 22208 22218 22228 22238 22248 22258 22268 22278 22288 22298 22308 22318 22328 22338 22348 22358 22368 22378 22388 22398 22408 2		

SEZIONE N° 01643__06

Live!!! TR 200 - S2 - H=142.22 m. s.l.m.

130.00

[illegible]

STATO SOVRAPPOSTO
SEZIONE N° 01633__06
SEZIONE N° 01633__06

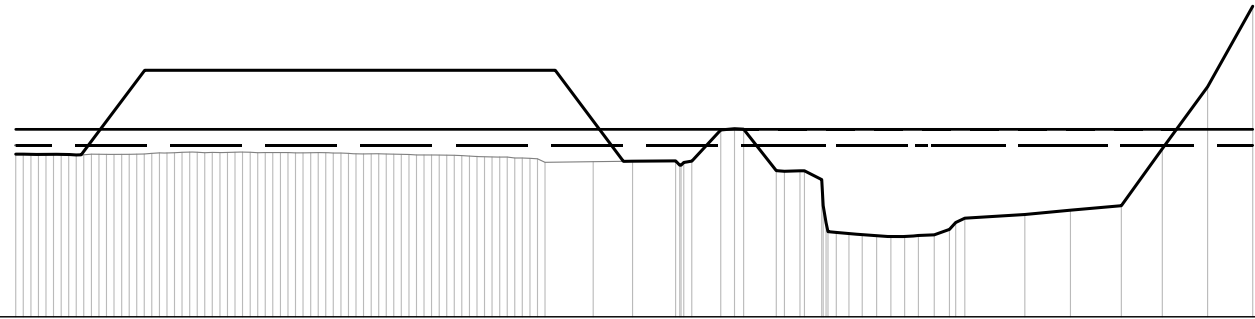
Livelli TR 30 - A - H=141.35 m. s.l.m.

LiveIII TR 200 - A - H=142.36 m. s.l.m.

Live III TR 30 - S2 - H=141.34 m. s.l.m.

Livelli TR 200 - S2 - H=142.40 m. s.l.m.

SCALA DISTANZE 1:1000
SCALA QUOTE 1:500

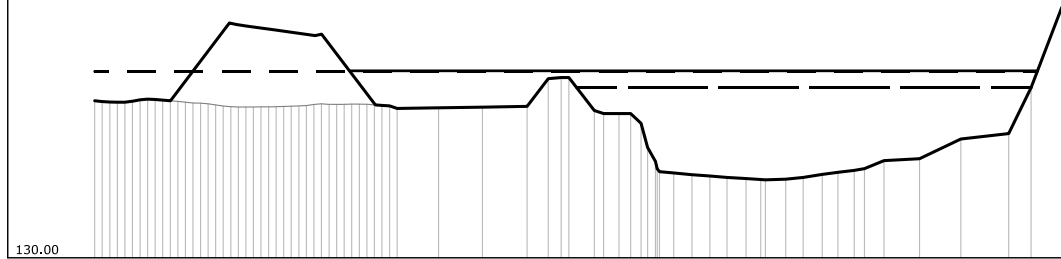


STATO ATTUALE		STATO FUTURO																																																																																																																																																																																																																																																																																																																																																																																																																																																																																																																												
		PUNTI										QUOTE [m s.l.m.]																																																																																																																																																																																																																																																																																																																																																																																																																																																																																																																		
		1	3	5	7	9	11	13	15	17	19	21	23	25	27	29	31	33	35	37	39	41	43	45	47	49	51	53	55	57	59	61	63	65	67	69	71	73	75	77	79	81	83	85	87	89	91	93	95	97	99	101	103	105	107	109	111	113	115	117	119	121	123	125	127	129	131	133	135	137	139	141	143	145	147	149	151	153	155	157	159	161	163	165	167	169	171	173	175	177	179	181	183	185	187	189	191	193	195	197	199	201	203	205	207	209	211	213	215	217	219	221	223	225	227	229	231	233	235	237	239	241	243	245	247	249	251	253	255	257	259	261	263	265	267	269	271	273	275	277	279	281	283	285	287	289	291	293	295	297	299	301	303	305	307	309	311	313	315	317	319	321	323	325	327	329	331	333	335	337	339	341	343	345	347	349	351	353	355	357	359	361	363	365	367	369	371	373	375	377	379	381	383	385	387	389	391	393	395	397	399	401	403	405	407	409	411	413	415	417	419	421	423	425	427	429	431	433	435	437	439	441	443	445	447	449	451	453	455	457	459	461	463	465	467	469	471	473	475	477	479	481	483	485	487	489	491	493	495	497	499	501	503	505	507	509	511	513	515	517	519	521	523	525	527	529	531	533	535	537	539	541	543	545	547	549	551	553	555	557	559	561	563	565	567	569	571	573	575	577	579	581	583	585	587	589	591	593	595	597	599	601	603	605	607	609	611	613	615	617	619	621	623	625	627	629	631	633	635	637	639	641	643	645	647	649	651	653	655	657	659	661	663	665	667	669	671	673	675	677	679	681	683	685	687	689	691	693	695	697	699	701	703	705	707	709	711	713	715	717	719	721	723	725	727	729	731	733	735	737	739	741	743	745	747	749	751	753	755	757	759	761	763	765	767	769	771	773	775	777	779	781	783	785	787	789	791	793	795	797	799	801	803	805	807	809	811	813	815	817	819	821	823	825	827	829	831	833	835	837	839	841	843	845	847	849	851	853	855	857	859	861	863	865	867	869	871	873	875	877	879	881	883	885	887	889	891	893	895	897	899	901	903	905	907	909	911	913	915	917	919	921	923	925	927	929	931	933	935	937	939	941	943	945	947	949	951	953	955	957	959	961	963	965	967	969	971	973	975	977	979	981	983	985	987	989	991	993	995	997	999	1001	1003	1005	1007	1009	1011	1013	1015	1

SEZIONE N° 01623__06

Livello TR 200 - S2 - H=142.36 m. s.l.m.

SCALA QUOTE 1:500

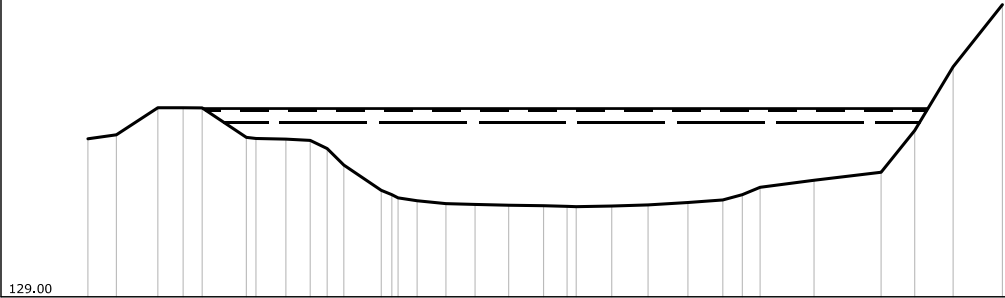
[illegible]

STATO SOVRAPPOSTO
SEZIONE N° 01613__06
SEZIONE N° 01613__06

Livelli TR 30 - A - H=140.51 m. s.l.m.
Livelli TR 200 - A - H=141.31 m. s.l.m.
Livelli TR 30 - S2 - H=140.51 m. s.l.m.
Livelli TR 200 - S2 - H=141.45 m. s.l.m.

SCALA DISTANZE 1:500
SCALA QUOTE 1:500

129.00



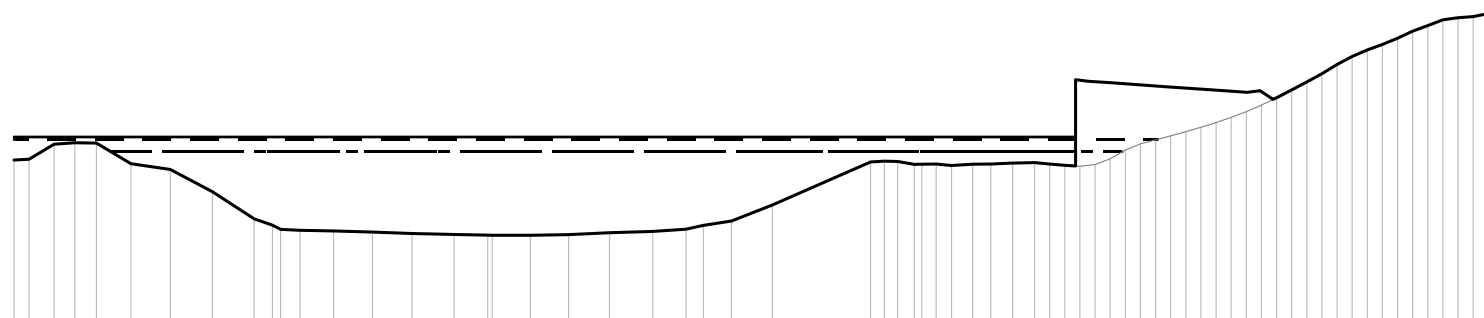
STATO ATTUALE	PUNTI																															
	QUOTE [m s.l.m.]																															
	DISTANZE PROGRESSIVE [m]																															
	DISTANZE PARZIALI [m]																															
	1	2	3	4	5	6	7	8	9	10	11	12	13	14	15	16	17	18	19	20	21	22	23	24	25	26	27	28	29	30	31	32
	139.45	139.71	141.50	141.50	141.49	139.54	139.47	139.43	139.34	138.80	137.71	136.04	135.75	135.35	135.16	135.11	135.06	135.02	134.98	135.00	135.08	135.24	135.41	135.75	136.24	136.71	137.24	140.00	144.21	148.32		
	0.00	1.88	4.62	6.30	7.56	10.48	11.11	13.09	14.70	15.82	16.92	19.40	20.10	21.77	23.68	25.60	27.82	30.13	31.69	34.64	37.04	39.68	41.98	43.28	44.45	48.02	52.45	54.67	57.21	60.47		
			2.74		2.92						2.48										2.64				3.57	4.43		2.54	3.26			

SCENARIO 2	PUNTI																															
	QUOTE [m s.l.m.]																															
	DISTANZE PROGRESSIVE [m]																															
	DISTANZE PARZIALI [m]																															
	1	2	3	4	5	6	7	8	9	10	11	12	13	14	15	16	17	18	19	20	21	22	23	24	25	26	27	28	29	30	31	32
	139.45	139.71	141.50	141.50	141.49	139.54	139.47	139.43	139.34	138.80	137.71	136.04	135.75	135.35	135.16	135.11	135.06	135.02	134.98	135.00	135.08	135.24	135.41	135.75	136.24	136.71	137.24	140.00	144.21	148.32		
	0.00	1.88	4.62	6.30	7.56	10.48	11.11	13.09	14.70	15.82	16.92	19.40	20.10	21.77	23.68	25.60	27.82	30.13	31.69	34.64	37.04	39.68	41.98	43.28	44.45	48.02	52.45	54.67	57.21	60.47		
			2.74		2.92						2.48										2.64				3.57	4.43		2.54	3.26			

SEZIONE N° 01603__06

SCALA QUOTE 1:500

PLINTI

[illegible]

STATO SOVRAPPONTO

SEZIONE N° 01584__06

SEZIONE N° 01584__06

Livello TR 30 - A - H=139.55 m. s.l.m.

Livello TR 200 - A - H=140.37 m. s.l.m.

Livello TR 30 - S2 - H=139.33 m. s.l.m.

Livello TR 200 - S2 - H=140.13 m. s.l.m.

SCALA DISTANZE 1:1000

SCALA QUOTE 1:500

129.00

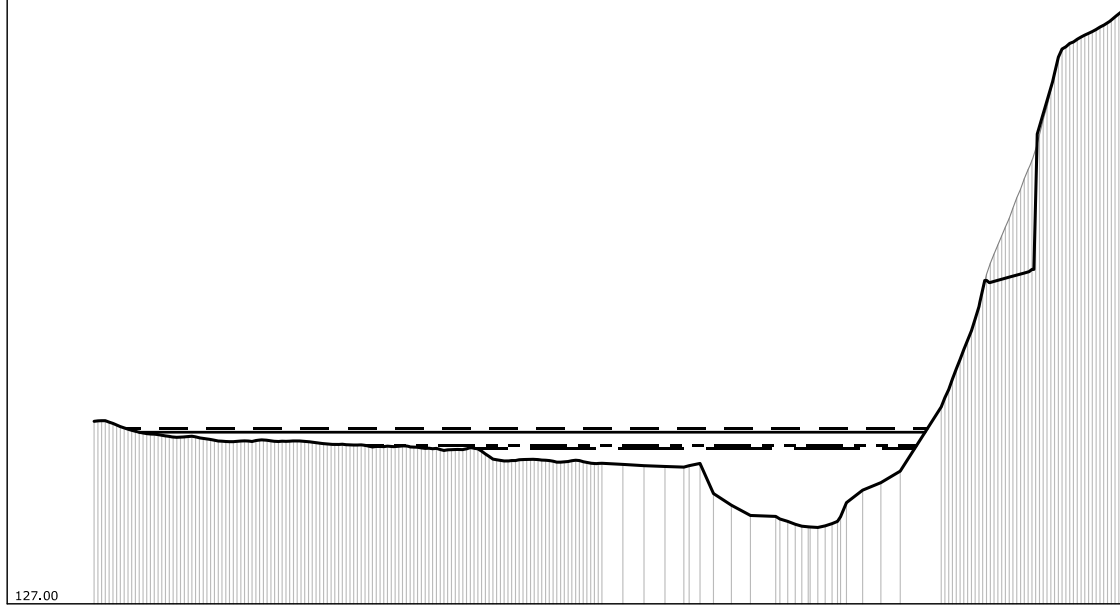
STATO ATTUALE	
PUNTI	1 2 3 7 8 9 11 12 13 14 15 16 17 18 19 20 21 22 23 24 25 26 27 28 29 30 31 32 33 34 35 36 37 38 39 40 41 42 43 44 45 46 47 48 49 50 51 52 53 54 55 56 57 58 59 60 61 62 63 64 65 66 67 68 69 70 71 72 73 74 75 76 77 78 79 80 81 82 83 84 85 86 87 88 89 90 91 92 93 94 95 96 97 98 99 100 101 102 103 104 105 106 107 108 109 110 111 112 113 114 115 116 117 118 119 120 121 122 123 124 125 126 127 128 129 130 131 132 133 134 135 136 137 138 139 140 141 142 143 144 145 146 147 148 149 150 151 152 153 154 155 156 157 158 159 160 161 162 163 164 165 166 167 168 169 170 171 172 173 174 175 176 177 178 179 180 181 182 183 184 185 186 187 188 189 190 191 192 193 194 195 196 197 198 199 200 201 202 203 204 205 206 207 208 209 210 211 212 213 214 215 216 217 218 219 220 221 222 223 224 225 226 227 228 229 230 231 232 233 234 235 236 237 238 239 240 241 242 243 244 245 246 247 248 249 250 251 252 253 254 255 256 257 258 259 260 261 262 263 264 265 266 267 268 269 270 271 272 273 274 275 276 277 278 279 280 281 282 283 284 285 286 287 288 289 290 291 292 293 294 295 296 297 298 299 300 301 302 303 304 305 306 307 308 309 310 311 312 313 314 315 316 317 318 319 320 321 322 323 324 325 326 327 328 329 330 331 332 333 334 335 336 337 338 339 340 341 342 343 344 345 346 347 348 349 350 351 352 353 354 355 356 357 358 359 360 361 362 363 364 365 366 367 368 369 370 371 372 373 374 375 376 377 378 379 380 381 382 383 384 385 386 387 388 389 390 391 392 393 394 395 396 397 398 399 400 401 402 403 404 405 406 407 408 409 410 411 412 413 414 415 416 417 418 419 420 421 422 423 424 425 426 427 428 429 430 431 432 433 434 435 436 437 438 439 440 441 442 443 444 445 446 447 448 449 450 451 452 453 454 455 456 457 458 459 460 461 462 463 464 465 466 467 468 469 470 471 472 473 474 475 476 477 478 479 480 481 482 483 484 485 486 487 488 489 490 491 492 493 494 495 496 497 498 499 500 501 502 503 504 505 506 507 508 509 510 511 512 513 514 515 516 517 518 519 520 521 522 523 524 525 526 527 528 529 530 531 532 533 534 535 536 537 538 539 540 541 542 543 544 545 546 547 548 549 550 551 552 553 554 555 556 557 558 559 560 561 562 563 564 565 566 567 568 569 570 571 572 573 574 575 576 577 578 579 580 581 582 583 584 585 586 587 588 589 590 591 592 593 594 595 596 597 598 599 600 601 602 603 604 605 606 607 608 609 610 611 612 613 614 615 616 617 618 619 620 621 622 623 624 625 626 627 628 629 630 631 632 633 634 635 636 637 638 639 640 641 642 643 644 645 646 647 648 649 650 651 652 653 654 655 656 657 658 659 660 661 662 663 664 665 666 667 668 669 670 671 672 673 674 675 676 677 678 679 680 681 682 683 684 685 686 687 688 689 690 691 692 693 694 695 696 697 698 699 700 701 702 703 704 705 706 707 708 709 710 711 712 713 714 715 716 717 718 719 720 721 722 723 724 725 726 727 728 729 730 731 732 733 734 735 736 737 738 739 740 741 742 743 744 745 746 747 748 749 750 751 752 753 754 755 756 757 758 759 760 761 762 763 764 765 766 767 768 769 770 771 772 773 774 775 776 777 778 779 780 781 782 783 784 785 786 787 788 789 790 791 792 793 794 795 796 797 798 799 800 801 802 803 804 805 806 807 808 809 810 811 812 813 814 815 816 817 818 819 820 821 822 823 824 825 826 827 828 829 830 831 832 833 834 835 836 837 838 839 840 841 842 843 844 845 846 847 848 849 850 851 852 853 854 855 856 857 858 859 860 861 862 863 864 865 866 867 868 869 870 871 872 873 874 875 876 877 878 879 880 881 882 883 884 885 886 887 888 889 890 891 892 893 894 895 896 897 898 899 900 901 902 903 904 905 906 907 908 909 910 911 912 913 914 915 916 917 918 919 920 921 922 923 924 925 926 927 928 929 930 931 932 933 934 935 936 937 938 939 940 941 942 9

SEZIONE N° 01543__06

Livelli TR 200 - A - H=138.58 m. s.l.m.

Livelli TR 200 - S2 - H=138.35 m. s.l.m.

127.00



STATO ATTUALE					
PUNTI					
QUOTE [m s.l.m.]					
DISTANZE PROGRESSIVE [m]					
DISTANZE PARZIALI [m]					
PUNTI					
QUOTE [m s.l.m.]					
DISTANZE PROGRESSIVE [m]					
DISTANZE PARZIALI [m]					

STATO SOVRAPPOSTO
SEZIONE N° 01532__06
SEZIONE N° 01532__06

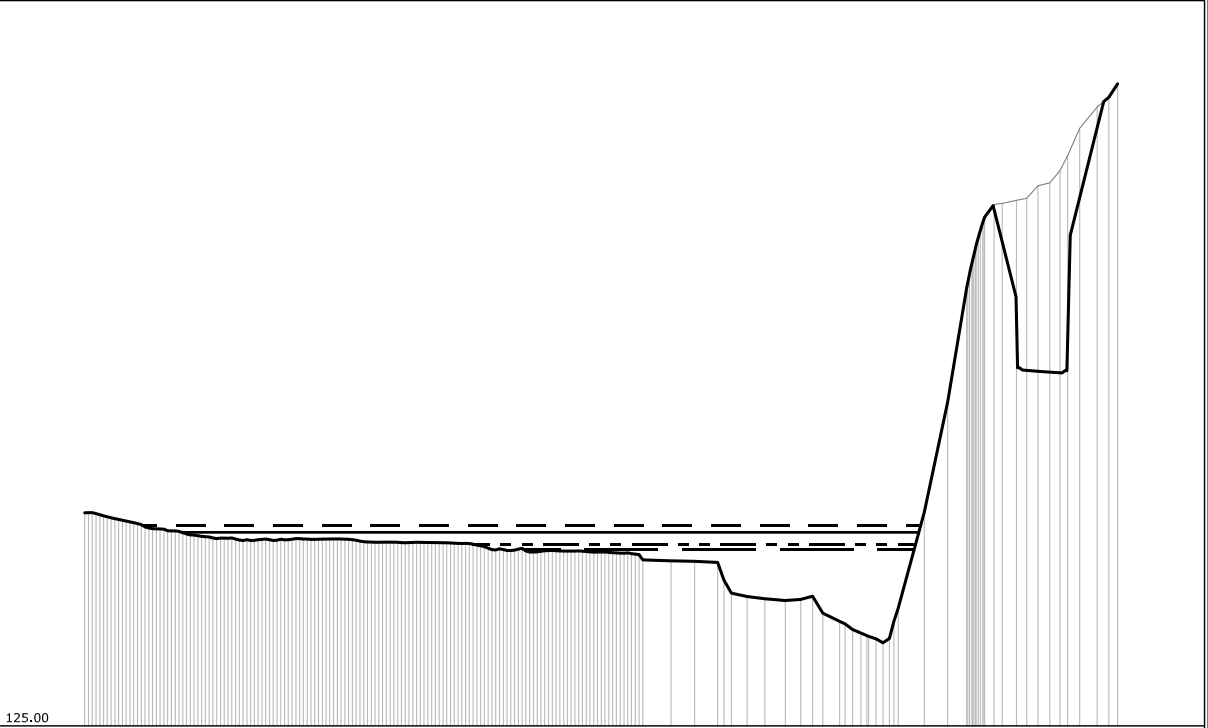
Livelli TR 30 - A - H=137.03 m. s.l.m.

Livelli TR 200 - A - H=138.28 m. s.l.m.

Livelli TR 30 - S2 - H=136.67 m. s.l.m.

Livelli TR 200 - S2 - H=137.80 m. s.l.m.

SCALA DISTANZE 1:2000
SCALA QUOTE 1:500

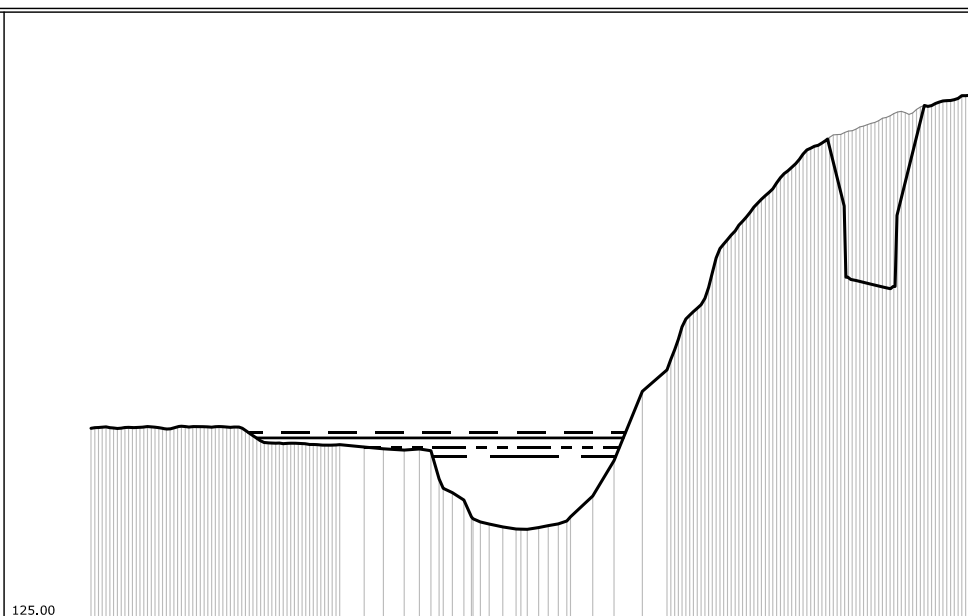


STATO ATTUALE	STATO ATTUALE	
	PUNTI	1 4 7 10 13 16 19 22 25 28 31 34 37 40 43 46 49 52 55 58 61 64 67 70 73 76 79 82 85 88 91 94 97 100 103 106 109 112 115 118 121 124 127 130 133 136 139 142 145 148 151 154 157 160 163 166 169 172 175 178 181 184 187 190 193 196 199
QUOTE [m s.l.m.]		139.09 139.04 138.82 138.65 138.51 138.31 138.04 137.95 137.89 137.69 137.58 137.38 137.42 137.43 137.36 137.32 137.36 137.38 137.39 137.33 137.33 137.33 137.35 137.38 137.15 137.16 137.13 137.13 137.11 137.07 136.96 136.66 136.71 136.69 136.57 136.57 136.59 136.51 136.45 136.35 136.50 136.44 136.33
DISTANZE PROGRESSIVE [m]		0.00 2.99 5.98 8.97 11.96 14.96 17.95 20.94 23.93 26.93 29.92 32.91 35.91 38.90 41.88 44.88 47.87 50.87 53.86 56.85 59.84 62.83 65.83 68.82 71.81 74.80 77.80 80.79 83.78 86.77 89.76 92.75 95.75 98.74 101.73 104.72 107.72 110.71 113.70 116.69 119.69 122.67 125.67 128.66 131.65 134.65 137.64 140.63 143.62 146.62
DISTANZE PARZIALI [m]		-----
SCENARIO 2	SCENARIO 2	
	PUNTI	1 4 7 10 13 16 19 22 25 28 31 34 37 40 43 46 49 52 55 58 61 64 67 70 73 76 79 82 85 88 91 94 97 100 103 106 109 112 115 118 121 124 127 130 133 136 139 142 145 148 151 154 157 160 163 166 169 172 175 178 181 184 187 190 193 196 199
QUOTE [m s.l.m.]		139.09 139.04 138.82 138.65 138.51 138.31 138.04 137.95 137.89 137.69 137.58 137.38 137.42 137.43 137.36 137.32 137.36 137.38 137.39 137.33 137.33 137.33 137.35 137.38 137.15 137.16 137.13 137.13 137.11 137.07 136.96 136.66 136.71 136.69 136.57 136.57 136.59 136.51 136.45 136.35 136.50 136.44 136.33
DISTANZE PROGRESSIVE [m]		0.00 2.99 5.98 8.97 11.96 14.96 17.95 20.94 23.93 26.93 29.92 32.91 35.91 38.90 41.88 44.88 47.87 50.87 53.86 56.85 59.84 62.83 65.83 68.82 71.81 74.80 77.80 80.79 83.78 86.77 89.76 92.75 95.75 98.74 101.73 104.72 107.72 110.71 113.70 116.69 119.69 122.67 125.67 128.66 131.65 134.65 137.64 140.63 143.62 146.62
DISTANZE PARZIALI [m]		-----

SEZIONE N° 01521__06

Livelli TR 200 - S2 - H=136.94 m. s.l.m.

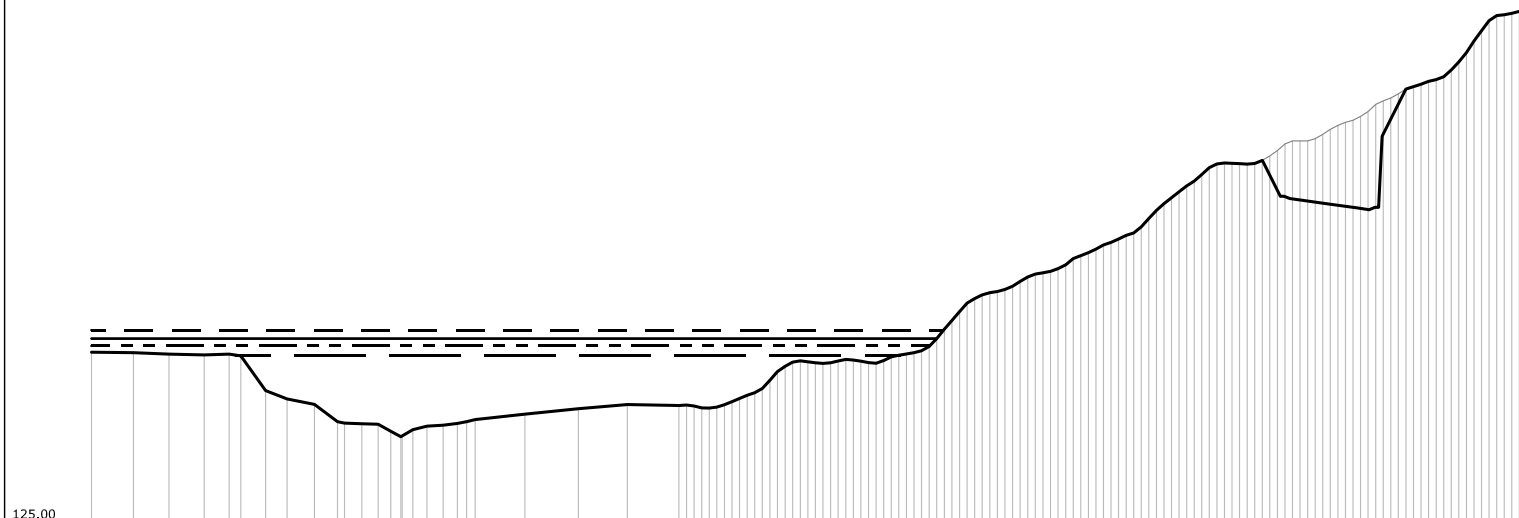
SCALA DISTANZE 1:2000
SCALA QUOTE 1:500

[illegible]

SEZIONE N° 01515_06

Livelli TR 200 - S2 - H=137.15 m. s.l.m.

SCALA QUOTE 1:500

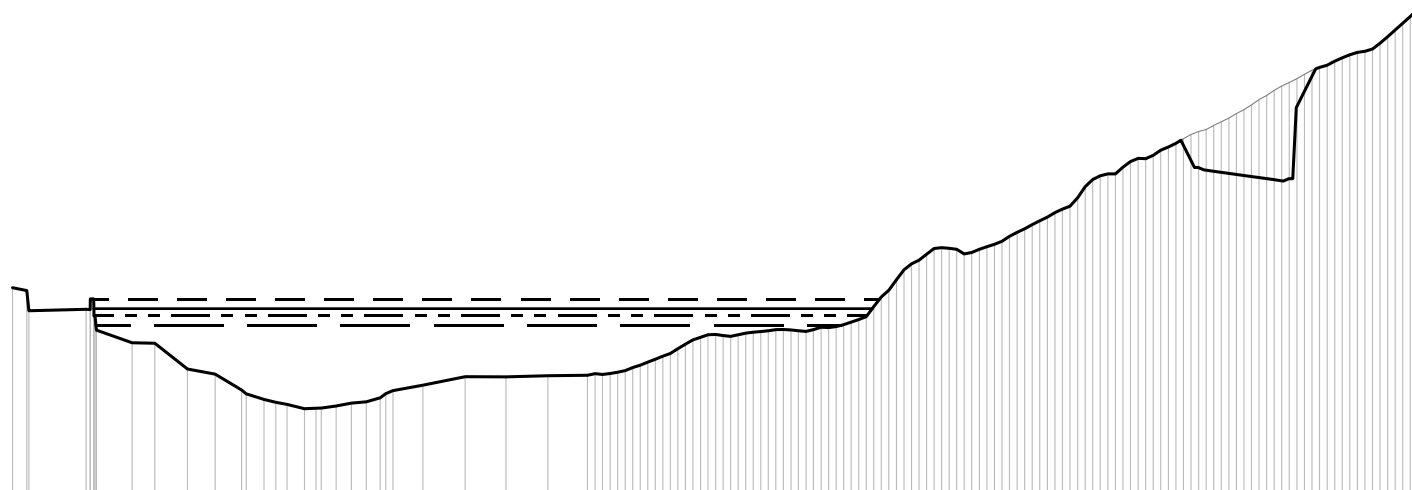


STATO ATTUALE	STATO PRECEDENTE																																																																																
	STATO PRECEDENTE																																																																																
	PUNTI	1	2	3	4	5	6	7	8	9	10	11	12	13	14	15	16	17	18	19	20	21	22	23	24	25	STATO PRECEDENTE																																																						
	QUOTE [m s.l.m.]	136.25	136.21	136.12	136.07	136.12	136.06	136.12	133.71	133.15	132.79	131.65	131.51	121.31	141.45	131.48	130.82	131.12	131.35	131.42	131.53	131.53	132.15	132.51	132.78	2628303223436384042444648505254556586062646668707274767880828486889092949698100020040608101214161820222426283032343638																																																							
	DISTANZE PROGRESSIVE [m]	0.00	5.55	10.25	14.89	19.21	23.03	25.86	29.49	32.54	35.74	37.91	40.51	42.50	44.36	46.51	48.82	50.77	52.78	54.79	56.79	58.79	60.78	62.76	64.40	70.86	77.69	79.70	83.71	85.71	87.72	89.72	91.73	93.74	95.74	97.75	99.75	101.76	103.77	105.77	107.78	109.78	111.79	113.79	115.80	117.80	119.81	121.82	123.82	125.83	127.83	129.84	131.84	133.84	135.84	137.84	139.84	141.84	143.84	145.84	147.56	148.45	149.84	148.76	151.84	148.72	153.84	148.72	155.84	149.22	150.02	150.22	150.36	151.36	152.36	153.36	154.36	155.36	156.36	157.36	158.36
DISTANZE PARZIALI [m]	5.55				19.21	23.03	25.86	29.49	32.54	35.74	37.91	40.51	42.50	44.36	46.51	48.82	50.77	52.78	54.79	56.79	58.79	60.78	62.76	64.40	70.86	77.69	79.70	83.71	85.71	87.72	89.72	91.73	93.74	95.74	97.75	99.75	101.76	103.77	105.77	107.78	109.78	111.79	113.79	115.80	117.80	119.81	121.82	123.82	125.83	127.83	129.84	131.84	133.84	135.84	137.84	139.84	141.84	143.84	145.84	147.56	148.45	149.84	148.76	151.84	148.72	153.84	148.72	155.84	149.22	150.02	150.22	150.36	151.36	152.36	153.36	154.36	155.36	156.36	157.36	158.36	159.84
SCENARIO 2	STATO PRECEDENTE																																																																																
	STATO PRECEDENTE																																																																																
	PUNTI	1	2	3	4	5	6	7	8	9	10	11	12	13	14	15	16	17	18	19	20	21	22	23	24	25	STATO PRECEDENTE																																																						
	QUOTE [m s.l.m.]	136.25	136.21	136.12	136.07	136.12	136.06	136.12	133.71	133.15	132.79	131.65	131.51	121.31	141.45	131.48	130.82	131.12	131.35	131.42	131.53	131.53	132.15	132.51	132.78	2628303223436384042444648505254556586062646668707274767880828486889092949698100020040608101214161820222426283032343638																																																							
	DISTANZE PROGRESSIVE [m]	0.00	5.55	10.25	14.89	19.21	23.03	25.86	29.49	32.54	35.74	37.91	40.51	42.50	44.36	46.51	48.82	50.77	52.78	54.79	56.79	58.79	60.78	62.76	64.40	70.86	77.69	79.70	83.71	85.71	87.72	89.72	91.73	93.74	95.74	97.75	99.75	101.76	103.77	105.77	107.78	109.78	111.79	113.79	115.80	117.80	119.81	121.82	123.82	125.83	127.83	129.84	131.84	133.84	135.84	137.84	139.84	141.84	143.84	145.84	147.56	148.45	149.84	148.76	151.84	148.72	153.84	148.72	155.84	149.22	150.02	150.22	150.36	151.36	152.36	153.36	154.36	155.36	156.36	157.36	158.36
DISTANZE PARZIALI [m]	5.55				19.21	23.03	25.86	29.49	32.54	35.74	37.91	40.51	42.50	44.36	46.51	48.82	50.77	52.78	54.79	56.79	58.79	60.78	62.76	64.40	70.86	77.69	79.70	83.71	85.71	87.72	89.72	91.73	93.74	95.74	97.75	99.75	101.76	103.77	105.77	107.78	109.78	111.79	113.79	115.80	117.80	119.81	121.82	123.82	125.83	127.83	129.84	131.84	133.84	135.84	137.84	139.84	141.84	143.84	145.84	147.56	148.45	149.84	148.76	151.84	148.72	153.84	148.72	155.84	149.22	150.02	150.22	150.36	151.36	152.36	153.36	154.36	155.36	156.36	157.36	158.36	159.84

SEZIONE N° 01513__06

Livelli TR 200 - S2 - H=137.11 m. s.l.m.

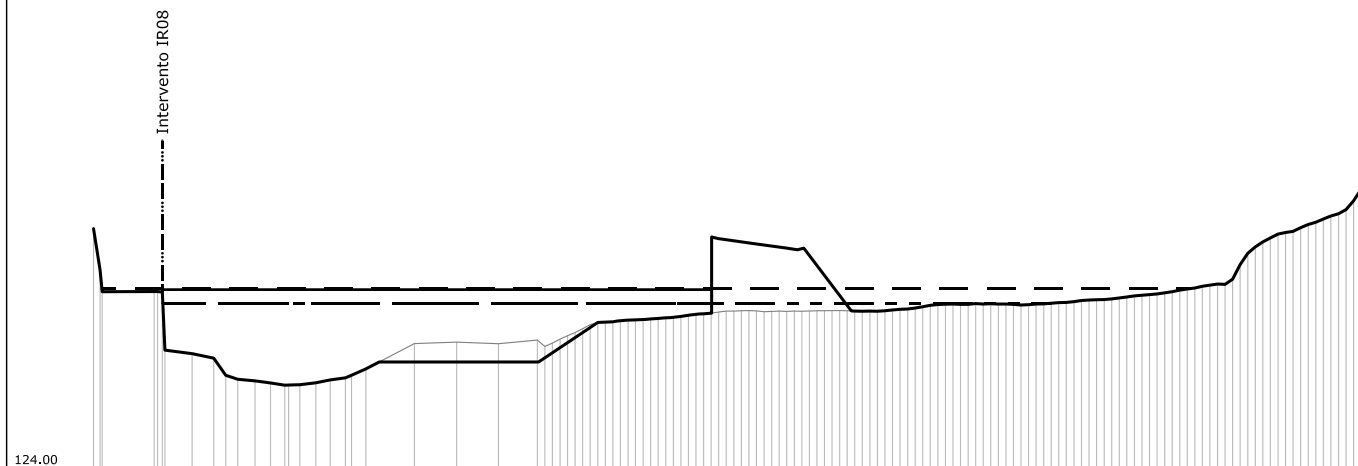
SCALA QUOTE 1:500

[illegible]

STATO SOVRAPPOSTO
SEZIONE N° 01483__06
SEZIONE N° 01483__06

Livelli TR 30 - A - H=134.88 m. s.l.m.
 Livelli TR 200 - A - H=135.85 m. s.l.m.
 Livelli TR 30 - S2 - H=134.89 m. s.l.m.
 Livelli TR 200 - S2 - H=135.78 m. s.l.m.

SCALA DISTANZE 1:1000
SCALA QUOTE 1:500

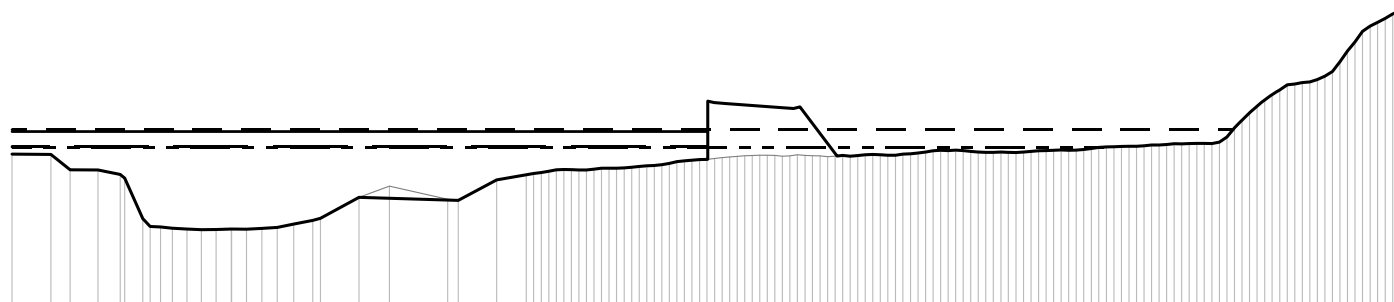


STATO ATTUALE		STATO PRECEDENTE																																																																																																																																																																																																																																																																																																																																			
		STATO PRECEDENTE																																																																																																																																																																																																																																																																																																																																			
SCENARIO 2	PUNTI	1	2	3	4	5	6	7	8	9	10	11	12	13	14	15	16	17	18	19	20	21	22	23	24	25	26	27	28	29	30	31	32	33	34	35	36	37	38	39	40	41	42	43	44	45	46	47	48	49	50	51	52	53	54	55	56	57	58	59	60	61	62	63	64	65	66	67	68	69	70	71	72	73	74	75	76	77	78	79	80	81	82	83	84	85	86	87	88	89	90	91	92	93	94	95	96	97	98	99	100																																																																																																																																																																																																																																
	QUOTE [m s.l.m.]	139.81	135.66	131.78	131.55	131.25	130.12	129.75	129.61	129.50	129.62	129.51	129.95	130.54	132.22	132.31	132.20	132.45	132.75	132.72	133.20	133.61	133.65	133.77	133.81	133.88	133.96	134.18	134.30	134.36	134.40	134.32	134.36	134.38	134.56	134.75	134.82	134.81	134.86	134.85	134.83	134.77	134.66	134.58	134.48	134.36	134.25	134.17	134.12	134.05	133.94	133.84	133.75	133.65	133.54	133.41	133.26	133.10	132.92	132.72	132.50	132.25	131.98	131.68	131.34	130.96	130.54	130.08	129.68	129.24	128.76	128.24	127.68	127.08	126.44	125.76	125.04	124.28	123.48	122.64	121.76	120.84	119.88	118.88	117.84	116.76	115.64	114.48	113.28	112.04	110.76	109.44	108.08	106.68	105.24	103.76	102.24	100.68	99.04	97.36	95.64	93.88	92.08	90.24	88.36	86.44	84.48	82.48	80.44	78.36	76.24	74.08	71.88	69.64	67.36	65.04	62.68	60.28	57.84	55.36	52.84	50.28	47.68	45.04	42.36	39.64	36.88	34.08	31.24	28.36	25.44	22.48	19.48	16.44	13.36	10.24	7.08	3.88	0.64	-2.76	-5.04	-7.28	-9.48	-11.64	-13.76	-15.84	-17.88	-19.88	-21.84	-23.76	-25.64	-27.48	-29.28	-31.04	-32.76	-34.44	-36.08	-37.68	-39.24	-40.76	-42.24	-43.68	-45.08	-46.44	-47.76	-49.04	-50.28	-51.48	-52.64	-53.76	-54.88	-55.96	-56.96	-57.92	-58.84	-59.72	-60.56	-61.36	-62.12	-62.84	-63.52	-64.16	-64.76	-65.32	-65.84	-66.32	-66.76	-67.16	-67.52	-67.84	-68.12	-68.36	-68.56	-68.72	-68.84	-68.92	-68.96	-68.96	-68.92	-68.84	-68.72	-68.56	-68.36	-68.12	-67.84	-67.52	-67.16	-66.76	-66.32	-65.84	-65.32	-64.76	-64.16	-63.52	-62.84	-62.12	-61.36	-60.56	-59.72	-58.84	-57.92	-56.96	-55.96	-54.88	-53.76	-52.64	-51.48	-50.28	-49.04	-47.76	-46.44	-45.08	-43.68	-42.24	-40.76	-39.24	-37.68	-36.08	-34.44	-32.76	-31.04	-29.28	-27.48	-25.64	-23.76	-21.84	-19.88	-17.88	-15.84	-13.76	-11.64	-9.48	-7.28	-5.04	-2.76	-0.48	1.84	4.08	6.28	8.44	10.56	12.64	14.68	16.68	18.64	20.56	22.44	24.28	26.08	27.84	29.56	31.24	32.88	34.48	36.04	37.56	39.04	40.48	41.88	43.24	44.56	45.84	47.08	48.28	49.44	50.56	51.64	52.68	53.68	54.64	55.56	56.44	57.28	58.08	58.84	59.56	60.24	60.88	61.48	62.04	62.56	63.04	63.48	63.88	64.24	64.56	64.84	65.08	65.28	65.44	65.56	65.64	65.68	65.68	65.64	65.56	65.44	65.28	65.08	64.84	64.56	64.24	63.88	63.48	

STATO SOVRAPPOSTO
SEZIONE N° 01474__06
SEZIONE N° 01474__06

Livelli TR 30 - A - H=134.63 m. s.l.m.
 Livelli TR 200 - A - H=135.78 m. s.l.m.
 Livelli TR 30 - S2 - H=134.67 m. s.l.m.
 Livelli TR 200 - S2 - H=135.65 m. s.l.m.

SCALA DISTANZE 1:1000
SCALA QUOTE 1:500




SCENARIO 2		STATO ATTUALE		PUNTI																																																																																																																																																																																																																																																																																																																																																								
				PUNTI																																																																																																																																																																																																																																																																																																																																																								
PUNTI	QUOTE [m s.l.m.]	1	2	3	4	5	7	9	10	11	12	13	14	16	17	18	19	20	22	23	24	25	26	27	29	31	33	35	37	39	41	43																																																																																																																																																																																																																																																																																																																												
	DISTANZE PROGRESSIVE [m]	0.00	5.14	7.69	11.37	14.30	17.28	19.93	22.63	25.04	26.99	28.99	31.01	33.03	35.08	37.25	39.78	45.89	49.90	57.61	59.00	64.10	68.00	71.98	75.97	79.95	83.94	85.93	87.93	89.92	91.91	93.91	95.90	97.89	101.88	103.86	105.86	107.86	109.85	111.84	113.84	115.83	117.82	119.82	121.81	123.80	125.80	127.79	129.78	131.10	132.46	133.80	135.18	136.56	137.94	139.32	140.70	142.08	143.46	144.84	146.22	147.60	148.98	150.36	151.74	153.12	154.50	155.88	157.26	158.64	160.02	161.40	162.78	164.16	165.54	166.92	168.30	169.68	171.06	172.44	173.82	175.20	176.58	177.96	179.34	180.72	182.10	183.48	184.86	186.24	187.62	189.00	190.38	191.76	193.14	194.52	195.90	197.28	198.66	200.04	201.42	202.80	204.18	205.56	206.94	208.32	209.70	211.08	212.46	213.84	215.22	216.60	217.98	219.36	220.74	222.12	223.50	224.88	226.26	227.64	229.02	230.40	231.78	233.16	234.54	235.92	237.30	238.68	240.06	241.44	242.82	244.20	245.58	246.96	248.34	249.72	251.10	252.48	253.86	255.24	256.62	258.00	259.38	260.76	262.14	263.52	264.90	266.28	267.66	269.04	270.42	271.80	273.18	274.56	275.94	277.32	278.70	280.08	281.46	282.84	284.22	285.60	286.98	288.36	289.74	291.12	292.50	293.88	295.26	296.64	298.02	299.40	300.78	302.16	303.54	304.92	306.30	307.68	309.06	310.44	311.82	313.20	314.58	315.96	317.34	318.72	320.10	321.48	322.86	324.24	325.62	327.00	328.38	329.76	331.14	332.52	333.90	335.28	336.66	338.04	339.42	340.80	342.18	343.56	344.94	346.32	347.70	349.08	350.46	351.84	353.22	354.60	355.98	357.36	358.74	360.12	361.50	362.88	364.26	365.64	367.02	368.40	369.78	371.16	372.54	373.92	375.30	376.68	378.06	379.44	380.82	382.20	383.58	384.96	386.34	387.72	389.10	390.48	391.86	393.24	394.62	396.00	397.38	398.76	400.14	401.52	402.90	404.28	405.66	407.04	408.42	409.80	411.18	412.56	413.94	415.32	416.70	418.08	419.46	420.84	422.22	423.60	424.98	426.36	427.74	429.12	430.50	431.88	433.26	434.64	436.02	437.40	438.78	440.16	441.54	442.92	444.30	445.68	447.06	448.44	449.82	451.20	452.58	453.96	455.34	456.72	458.10	459.48	460.86	462.24	463.62	465.00	466.38	467.76	469.14	470.52	471.90	473.28	474.66	476.04	477.42	478.80	480.18	481.56	482.94	484.32	485.70	487.08	488.46	489.84	491.22	492.60	493.98	495.36	496.74	498.12	499.50	500.88	502.26	503.64	505.02	506.40	507.78	509.16	510.54	511.92	513.30	514.68	516.06	517.44	518.82	520.20	521.58	522.96	524.34	525.72	527.10	528.48	529.86	531.24	532.62	534.00	535.38	536.76	538.14	539.52	540.90	542.28

SEZIONE N° 01461__06

Livelli TR 200 - S2 - H=135.74 m. s.l.m.

SCALA QUOTE 1:500

123.00

[illegible]

STATO SOVRAPPOSTO
SEZIONE N° 01442__06
SEZIONE N° 01442__06

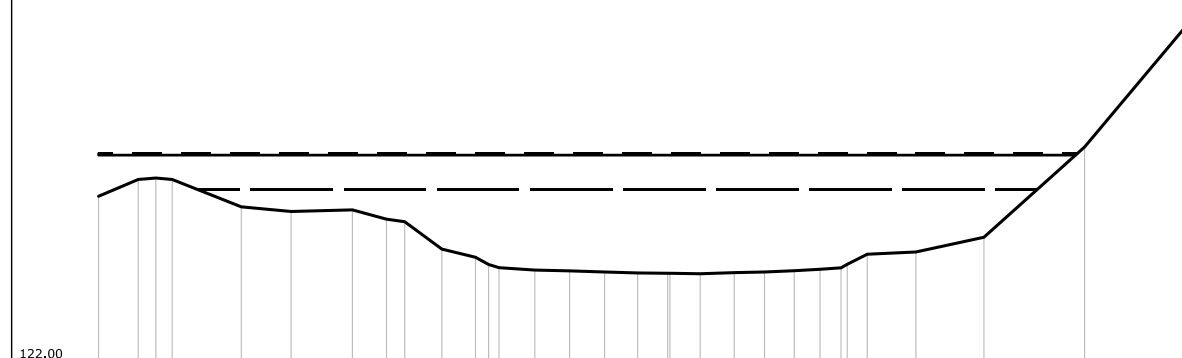
Livelli TR 30 - A - H=133.37 m. s.l.m.

Livell TR 200 - A - H=135.77 m. s.l.m.

Livello TR 30 - S2 - H=133.39 m. s.l.m.

Livelli TR 200 - S2 - H=135.67 m. s.l.m.

SCALA DISTANZE 1:500
SCALA QUOTE 1:500



		STATO ATTUALE																														
SCENARIO 2	PUNTI	1	2	3	4	5	6	7	8	9	10	11	12	13	14	15	16	17	18	19	20	21	22	23	24	25	26	27	28	29	30	31
	QUOTE [m s.l.m.]	132.95	134.06	134.15	134.06	132.25	131.94	132.05	131.43	131.26	129.45	128.91	128.44	128.23	128.07	128.01	127.94	127.88	127.85	127.82	127.90	127.94	128.02	128.12	128.21	129.11	129.26	130.24	136.21	145.12		
	DISTANZE PROGRESSIVE [m]	0.00	2.63	3.79	4.87	9.44	12.73	16.79	19.04	20.25	22.70	24.93	25.80	26.48	28.85	31.15	33.47	35.65	37.64	39.79	42.04	44.04	46.01	47.71	49.10	50.84	54.06	58.55	65.21	72.69		
	DISTANZE PARZIALI [m]	2.63			4.57	3.29	4.06			2.45																	3.22	4.49	6.66		7.48	
SCENARIO 2	PUNTI	1	2	3	4	5	6	7	8	9	10	11	12	13	14	15	16	17	18	19	20	21	22	23	24	25	26	27	28	29	30	31
	QUOTE [m s.l.m.]	132.95	134.06	134.15	134.06	132.25	131.94	132.05	131.43	131.26	129.45	128.91	128.44	128.23	128.07	128.01	127.94	127.88	127.85	127.82	127.90	127.94	128.02	128.12	128.21	129.11	129.26	130.24	136.21	145.12		
	DISTANZE PROGRESSIVE [m]	0.00	2.63	3.79	4.87	9.44	12.73	16.79	19.04	20.25	22.70	24.93	25.80	26.48	28.85	31.15	33.47	35.65	37.64	39.79	42.04	44.04	46.01	47.71	49.10	50.84	54.06	58.55	65.21	72.69		
	DISTANZE PARZIALI [m]	2.63			4.57	3.29	4.06			2.45																	3.22	4.49	6.66		7.48	

STATO SOVRAPPOSTO
SEZIONE N° 01431__06
SEZIONE N° 01431__06

Livelli TR 30 - A - H=132.07 m. s.l.m.

Livelli TR 200 - A - H=135.25 m. s.l.m.

Livelli TR 30 - S2 - H=132.00 m. s.l.m.

Livelli TR 200 - S2 - H=135.21 m. s.l.m.

SCALA DISTANZE 1:500
SCALA QUOTE 1:500

122.00



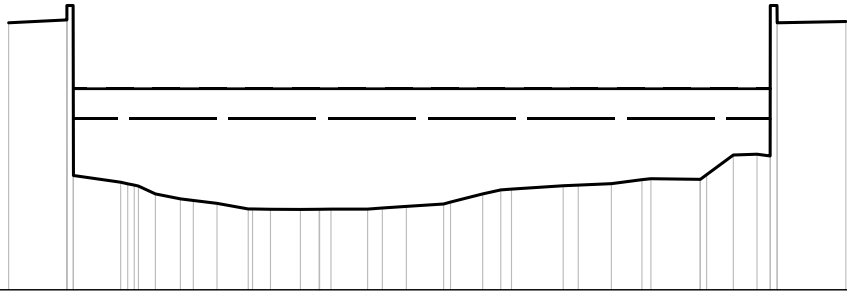
STATO ATTUALE	PUNTI																						
	1	2	3	4	5	6	7	8	9	10	11	12	13	15	16	17	18	19	21	22	23		
	131.76	131.94	132.14	131.94	130.60	129.54	128.60	127.75	127.34	127.30	127.24	127.18	127.22	127.26	127.30	127.34	127.38	127.74	130.11	133.01	137.82		
	0.00	1.58	2.93	4.47	6.25	8.39	12.53	15.56	16.52	18.57	20.83	22.98	25.24	27.58	29.91	32.45	34.64	35.65	39.10	44.18	50.02		
	DISTANZE PARZIALI [m]																						
SCENARIO 2	PUNTI																						
	1	2	3	4	5	6	7	8	9	10	11	12	13	15	16	17	18	19	21	22	23		
	131.76	131.94	132.14	131.94	130.60	129.54	128.60	127.75	127.34	127.30	127.24	127.18	127.22	127.26	127.30	127.34	127.38	127.74	130.11	133.01	137.82		
	0.00	1.58	2.93	4.47	6.25	8.39	12.53	15.56	16.52	18.57	20.83	22.98	25.24	27.58	29.91	32.45	34.64	35.65	39.10	44.18	50.02		
	DISTANZE PARZIALI [m]																						

STATO SOVRAPPOSTO
SEZIONE N° 01425PA06
SEZIONE N° 01425PA06

Livelli TR 30 - A - H=132.30 m. s.l.m.
Livelli TR 200 - A - H=134.30 m. s.l.m.
Livelli TR 30 - S2 - H=132.30 m. s.l.m.
Livelli TR 200 - S2 - H=134.30 m. s.l.m.

SCALA DISTANZE 1:500
SCALA QUOTE 1:500

121.00



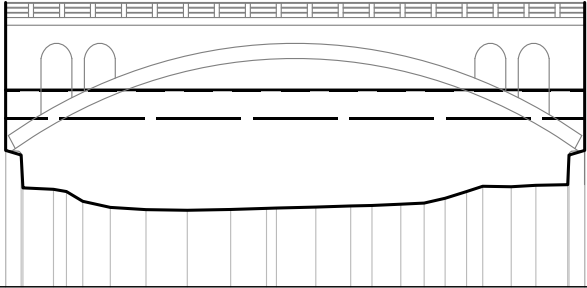
STATO ATTUALE	PUNTI																															
	1	2	6	8	10	11	12	13	14	16	17	18	20	21	22	23	24	26	27	28	29	30	31	32	34	37	38	39	43			
	QUOTE [m s.l.m.]	138.66	138.85	128.11	127.92	127.34	127.01	126.91	126.72	126.35	126.33	126.32	126.33	126.34	126.34	126.41	126.52	126.68	127.34	127.61	127.66	127.88	127.92	128.02	128.28	128.30	129.91	129.97	129.85	138.74		
	DISTANZE PROGRESSIVE [m]	0.00	3.85	7.41	8.31	9.70	11.36	12.21	13.78	15.84	17.31	19.29	20.53	21.32	23.74	24.71	26.30	28.77	31.35	32.55	33.25	36.67	37.67	39.86	41.88	45.72	47.92	49.49	50.36	55.36		
	DISTANZE PARZIALI [m]	3.85	3.12											2.42		2.47					3.42					3.25				4.54		
SCENARIO 2	PUNTI																															
	1	2	6	8	10	11	12	13	14	16	17	18	20	21	22	23	24	26	27	28	29	30	31	32	34	37	38	39	43			
	QUOTE [m s.l.m.]	138.66	138.85	128.11	127.92	127.34	127.01	126.91	126.72	126.35	126.33	126.32	126.33	126.34	126.34	126.41	126.52	126.68	127.34	127.61	127.66	127.88	127.92	128.02	128.28	128.30	129.91	129.97	129.85	138.74		
	DISTANZE PROGRESSIVE [m]	0.00	3.85	7.41	8.31	9.70	11.36	12.21	13.78	15.84	17.31	19.29	20.53	21.32	23.74	24.71	26.30	28.77	31.35	32.55	33.25	36.67	37.67	39.86	41.88	45.72	47.92	49.49	50.36	55.36		
	DISTANZE PARZIALI [m]	3.85	3.12											2.42		2.47					3.42					3.25				4.54		

STATO SOVRAPPOSTO
SEZIONE N° 01425PB06
SEZIONE N° 01425PB06

Livelli TR 30 - A - H=132.15 m. s.l.m.
Livelli TR 200 - A - H=134.01 m. s.l.m.
Livelli TR 30 - S2 - H=132.15 m. s.l.m.
Livelli TR 200 - S2 - H=134.02 m. s.l.m.

SCALA DISTANZE 1:500
SCALA QUOTE 1:500

121.00



STATO ATTUALE	PUNTI																							
	1	3	5	6	7	8	9	10	11	13	14	15	16	17	18	19	20	21	22	23	24	26		
	139.80	129.71	127.45	127.30	126.65	126.25	126.10	126.06	126.11	126.19	126.27	126.35	126.38	126.46	126.54	126.86	127.30	127.65	127.62	127.71	127.75	130.02		
	0.00	1.03	3.16	4.02	5.10	6.92	9.28	12.01	14.88	17.25	20.51	22.82	24.23	26.13	27.68	29.06	30.48	31.55	33.44	35.07	37.17	38.29		
	DISTANZE PROGRESSIVE [m]																							
DISTANZE PARZIALI [m]							2.73	2.87			2.60													
SCENARIO 2	PUNTI																							
	1	3	5	6	7	8	9	10	11	13	14	15	16	17	18	19	20	21	22	23	24	26		
	139.80	129.71	127.45	127.30	126.65	126.25	126.10	126.06	126.11	126.19	126.27	126.35	126.38	126.46	126.54	126.86	127.30	127.65	127.62	127.71	127.75	130.02		
	0.00	1.03	3.16	4.02	5.10	6.92	9.28	12.01	14.88	17.25	20.51	22.82	24.23	26.13	27.68	29.06	30.48	31.55	33.44	35.07	37.17	38.29		
	DISTANZE PROGRESSIVE [m]																							
DISTANZE PARZIALI [m]							2.73	2.87			2.60													

STATO SOVRAPPOSTO
SEZIONE N° 01425PC06
SEZIONE N° 01425PC06

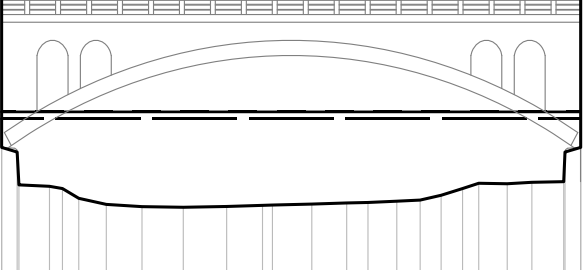
Livelli TR 30 - A - H=131.91 m. s.l.m.

Livello TR 200 - A - H=132.37 m. s.l.m.

Livello TR 30 - S2 - H=131.91 m. s.l.m.

Livelli TR 200 - S2 - H=132.37 m. s.l.m.

SCALA DISTANZE 1:500
SCALA QUOTE 1:500

[illegible]

STATO SOVRAPPOSTO
SEZIONE N° 01425PD06
SEZIONE N° 01425PD06

Livelli TR 30 - A - H=132.03 m. s.l.m.

Live|| TR 200 - A - H=132.67 m. s.l.m.

Live|| TR 30 - S2 - H=132.04 m. s.l.m.

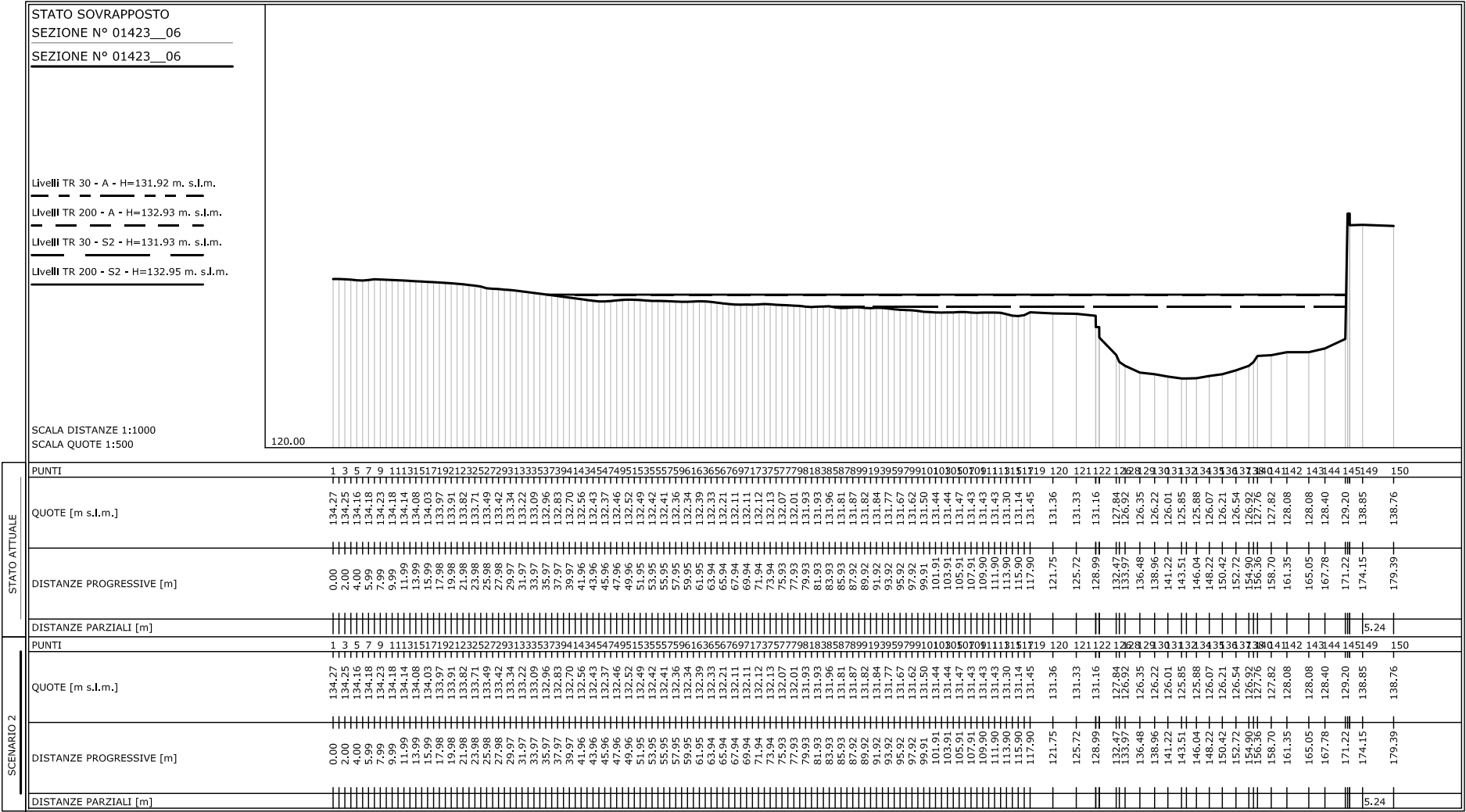
Live!!! TR 200 - S2 - H=132.67 m. s.l.m.

SCALA DISTANZE 1:500

SCALA QUOTE 1:500

120.00

STATO ATTUALE		SCENARIO 2																																		
PUNTI	1	2	3	7	11	13	14	16	17	18	19	20	21	22	23	25	26	27	28	29	30	31	33	34	35	36	37	38	40	42	43					
QUOTE [m s.l.m.]	139.12	138.95	138.86	130.78	129.87	127.86	127.30	126.23	126.00	125.94	125.90	125.86	125.82	125.90	125.93	125.95	126.01	126.11	126.24	126.28	126.37	126.45	127.88	127.95	128.11	128.41	128.45	128.51	129.80	138.88	138.97					
DISTANZE PROGRESSIVE [m]	0.00	2.64	4.52	8.48	9.46	10.18	12.80	14.10	15.66	16.80	17.91	19.20	20.64	22.23	23.72	25.31	26.72	28.31	30.09	31.57	33.82	35.08	37.30	38.84	41.47	44.71	46.77	48.51	50.13	52.45	55.03					
DISTANZE PARZIALI [m]	2.64			3.43			2.62																	2.63	3.24		2.74			2.58						
PUNTI	1	2	3	7	11	13	14	16	17	18	19	20	21	22	23	25	26	27	28	29	30	31	33	34	35	36	37	38	40	42	43					
QUOTE [m s.l.m.]	139.12	138.95	138.86	130.78	129.87	127.86	127.30	126.23	126.00	125.94	125.90	125.86	125.82	125.90	125.93	125.95	126.01	126.11	126.24	126.28	126.37	126.45	127.88	127.95	128.11	128.41	128.45	128.51	129.80	138.88	138.97					
DISTANZE PROGRESSIVE [m]	0.00	2.64	4.52	8.48	9.46	10.18	12.80	14.10	15.66	16.80	17.91	19.20	20.64	22.23	23.72	25.31	26.72	28.31	30.09	31.57	33.82	35.08	37.30	38.84	41.47	44.71	46.77	48.51	50.13	52.45	55.03					
DISTANZE PARZIALI [m]	2.64			3.43			2.62																	2.63	3.24		2.74			2.58						

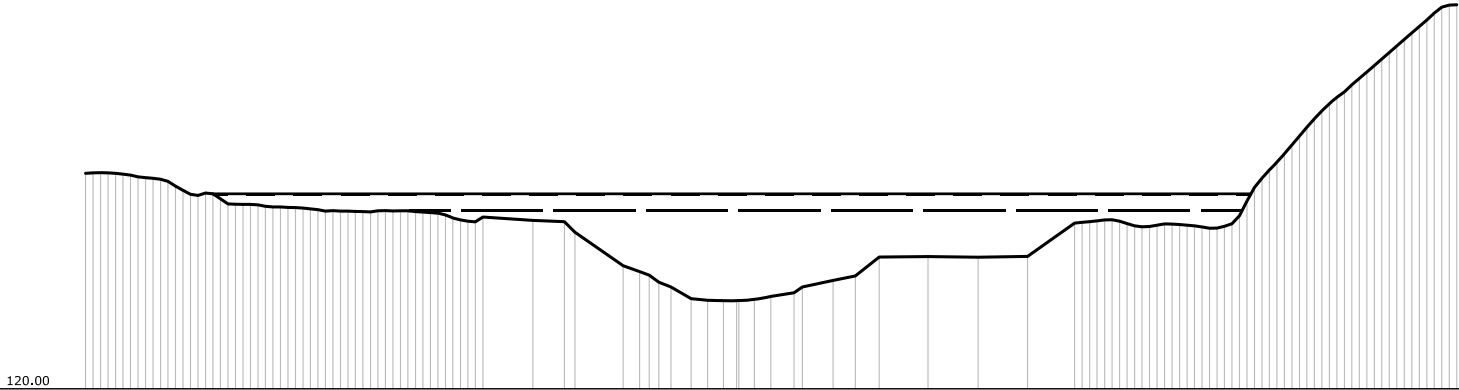


STATO SOVRAPPOSTO
SEZIONE N° 01413__06
SEZIONE N° 01413__06

Livello TR 30 - A - H=131.76 m. s.l.m.
Livello TR 200 - A - H=132.86 m. s.l.m.
Livello TR 30 - S2 - H=131.76 m. s.l.m.
Livello TR 200 - S2 - H=132.89 m. s.l.m.

SCALA DISTANZE 1:1000
SCALA QUOTE 1:500

120.00

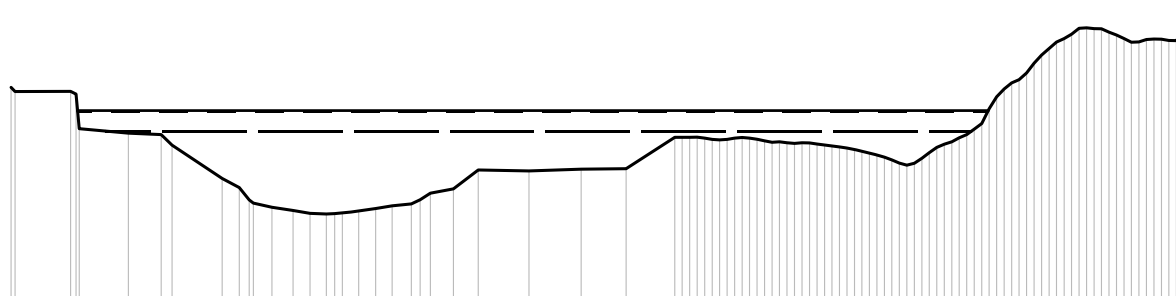


STATO ATTUALE	PUNTI	1	3	5	7	9	11	13	15	17	19	21	23	25	27	29	31	33	35	37	39	41	43	45	47	49	51	53	55	56	57	58	59	60	61	62	63	64	65	66	68	69	70	72	73	74	75	76	77	78	80	82	84	86	88	90	92	94	96	98	100	102	104	106	108	110	112	114	116	118	120	122	124	126	128	130	132	134	136	138	140	142	144	146	148	150	152	154	156	158	160	162	164	166	168	170	172	174	176	178	180	182	184	186	188	190	192	194	196	198	200	202	204	206	208	210	212	214	216	218	220	222	224	226	228	230	232	234	236	238	240	242	244	246	248	250	252	254	256	258	260	262	264	266	268	270	272	274	276	278	280	282	284	286	288	290	292	294	296	298	300	302	304	306	308	310	312	314	316	318	320	322	324	326	328	330	332	334	336	338	340	342	344	346	348	350	352	354	356	358	360	362	364	366	368	370	372	374	376	378	380	382	384	386	388	390	392	394	396	398	400	402	404	406	408	410	412	414	416	418	420	422	424	426	428	430	432	434	436	438	440	442	444	446	448	450	452	454	456	458	460	462	464	466	468	470	472	474	476	478	480	482	484	486	488	490	492	494	496	498	500	502	504	506	508	510	512	514	516	518	520	522	524	526	528	530	532	534	536	538	540	542	544	546	548	550	552	554	556	558	560	562	564	566	568	570	572	574	576	578	580	582	584	586	588	590	592	594	596	598	600	602	604	606	608	610	612	614	616	618	620	622	624	626	628	630	632	634	636	638	640	642	644	646	648	650	652	654	656	658	660	662	664	666	668	670	672	674	676	678	680	682	684	686	688	690	692	694	696	698	700	702	704	706	708	710	712	714	716	718	720	722	724	726	728	730	732	734	736	738	740	742	744	746	748	750	752	754	756	758	760	762	764	766	768	770	772	774	776	778	780	782	784	786	788	790	792	794	796	798	800	802	804	806	808	810	812	814	816	818	820	822	824	826	828	830	832	834	836	838	840	842	844	846	848	850	852	854	856	858	860	862	864	866	868	870	872	874	876	878	880	882	884	886	888	890	892	894	896	898	900	902	904	906	908	910	912	914	916	918	920	922	924	926	928	930	932	934	936	938	940	942	944	946	948	950	952	954	956	958	960	962	964	966	968	970	972	974	976	978	980	982	984	986	988	990	992	994	996	998	1000	1002	1004	1006	1008	1010	1012	1014	1016	1018	1020	1022	1024	1026	1028	1030	1032	1034	1036	1038	1040	1042	1044	1046	1048	1050	1052	1054	1056	1058	1060	1062	1064	1066	1068	1070	1072	1074	1076	1078	1080	1082	1084	1086	1088	1090	1092	1094	1096	1098	1100	1102	1104	1106	1108	1110	1112	1114	1116	1118	1120	1122	1124	1126	1128	1130	1132	1134	1136	1138	1140	1142	1144	1146	1148	1150	1152	1154	1156	1158	1160	1162	1164	1166	1168	1170	1172	1174	1176	1178	1180	1182	1184	1186	1188	1190	1192	1194	1196	1198	1200	1202	1204	1206	1208	1210	1212	1214	1216	1218	1220	1222	1224	1226	1228	1230	1232	1234	1236	1238	1240	1242	1244	1246	1248	1250	1252	1254	1256	1258	1260	1262	1264	1266	1268	1270	1272	1274	1276	1278	1280	1282	1284	1286	1288	1290	1292	1294	1296	1298	1300	1302	1304	1306	1308	1310	1312	1314	1316	1318	1320	1322	1324	1326	1328	1330	1332	1334	1336	1338	1340	1342	1344	1346	1348	1350	1352	1354	1356	1358	1360	1362	1364	1366	1368	1370	1372	1374	1376	1378	1380	1382	1384	1386	1388	1390	1392	1394	1396	1398	1400	1402	1404	1406	1408	1410	1412	1414	1416	1418	1420	1422	1424	1426	1428	1430	1432	1434	1436	1438	1440	1442	1444	1446	1448	1450	1452	1454	1456	1458	1460	1462	1464	1466	1468	1470	1472	1474	1476	1478	1480	1482	1484	1486	1488	1490	1492	1494	1496	1498	1500	1502	1504	1506	1508	1510	1512	1514	1516	1518	1520	1522	1524	1526	1528	1530	1532	1534	1536	1538	1540	1542	1544	1546	1548	1550	1552	1554	1556	1558	1560	1562	1564	1566	1568	1570	1572	1574	1576	1578	1580	1582	1584	1586	1588	1590	1592	1594	1596	1598	1600	1602	1604	1606	1608	1610	1612	1614	1616	1618	1620	1622	1624	1626	1628	1630	1632	1634	1636	1638	1640	1642	1644	1646	1648	1650	1652	1654	1656	1658	1660	1662	1664	1666	1668	1670	1672	1674	1676	1678	1680	1682	1684	1686	1688	1690	1692	1694	1696	1698	1700	1702	1704	1706	1708	1710	1712	1714	1716	1718	1720	1722	1724	1726	1728	1730	1732	1734	1736	1738	1740	1742	1744	1746	1748	1750	1752	1754	1756	1758	1760	1762	1764	1766	1768	1770	1772	1774	1776	1778	1780	1782	1784	1786	1788	1790	1792	1794	1796	1798	1800	1802	1804	1806	1808	1810	1812	1814	1816	1818	1820	1822	1824	1826	1828	1830	1832	1834	1836	1838	1840	1842	1844	1846	1848	1850	1852	1854	1856	1858	1860	1862	1864	1866	1868	1870	1872	1874	1876	1878	1880	1882	1884	1886	1888	1890	1892	1894	1896	1898	1900	1902	1904	1906	1908	1910	1912	1914	1916	1918	1920	1922	1924	1926	1928	1930	1932	1934	1936	1938	1940	1942	1944	1946	1948	1950	1952	1954	1956	1958	1960	1962	1964	1966	1968	1970	1972	1974	1976	1978	1980	1982	1984	1986	1988	1990	1992	1994	1996	1998	2000	2002	2004	2006	2008	2010	2012	2014	2016	2018	2020	2022	2024	2026	2028	2030	2032	2034	2036	2038	2040	2042	2044	2046	2048	2050	2052	2054	2056	2058	2060	2062	2064	2066	2068	2070	2072	2074	2076	2078	2080	2082	2084	2086	2088	2090	2092	2094	2096	2098	2100	2102	2104	2106	2108	2110	2112	2114	2116	2118	2120	2122	2124	2126	2128	2130	2132	2134	2136	2138	2140	2142	2144	2146	2148	2150	2152	2154	2156	2158	2160	2162	2164	2166	2168	2170	2172	2174	2176	2178	2180	2182	2184	2186	2188	2190	2192	2194	2196	2198	2200	2202	2204	2206	2208	2210	2212	2214	2216	2218	2220	2222	2224	2226	2228	2230	2232	2234	2236	2238	2240	2242	2244	2246	2248	2250	2252	2254	2256	2258	2260	2262	2264	2266	2268	2270	2272	2274	2276	2278	2280	2282	2284	2286	2288	2290	2292	2294	2296	2298	2300	2302	2304	2306	2308	2310	2312	2314	2316	2318	2320	2322	2324	2326	2328	2330	2332	2334	2336	2338	2340	2342	2344	2346	2348	2350	2352	2354	2356	2358	2360	2362	2364	2366	2368	2370	2372	2374	2376	2378	2380	2382	2384	2386	2388	2390	2392	2394	2396	2398	2400	2402	2404	2406	2408	2410	2412	2414	2416	2418	2420	2422	2424	2426	2428	2430	2432	2434	2436	2438	2440	2442	2444	2446	2448	2450	2452	2454	2456	2458	2460	2462	2464	2466	2468	2470	2472	2474	2476	2478	2480	2482	2484	2486	2488	2490	2492	2494	2496	2498	2500	2502	2504	2506	2508	2510	2512	2514	2516	2518	2520	2522	2524	2526	2528	2530	2532	2534	2536	2538	2540	2542	2544	2546	2548	2550	2552	2554	2556	2558	2560	2562	2564	2566	2568	2570	2572	2574	2576	2578	2580	2582	2584	2586	2588	2590	2592	2594	2596	2598	2600	2602	2604	2606	2608	2610	2612	2614	2616	2618	2620	2622	2624	2626	2628	2630	2632	2634	2636	2638	2640	2642	2644	2646	2648	2650	2652	2654	2656	2658	2660	2662	2664	2666	2668	2670	2672	2674	2676	2678	2680	2682	2684	2686	2688	2690	2692	2694	2696	2698	2700	2702	2704	2706	2708	2710	2712	2714	2716	2718	2720	2722	2724	2726	2728	2730	2732	2734	2736	2738	2740	2742	2744	2746	2748	2750	2752	2754	27
---------------	-------	---	---	---	---	---	----	----	----	----	----	----	----	----	----	----	----	----	----	----	----	----	----	----	----	----	----	----	----	----	----	----	----	----	----	----	----	----	----	----	----	----	----	----	----	----	----	----	----	----	----	----	----	----	----	----	----	----	----	----	-----	-----	-----	-----	-----	-----	-----	-----	-----	-----	-----	-----	-----	-----	-----	-----	-----	-----	-----	-----	-----	-----	-----	-----	-----	-----	-----	-----	-----	-----	-----	-----	-----	-----	-----	-----	-----	-----	-----	-----	-----	-----	-----	-----	-----	-----	-----	-----	-----	-----	-----	-----	-----	-----	-----	-----	-----	-----	-----	-----	-----	-----	-----	-----	-----	-----	-----	-----	-----	-----	-----	-----	-----	-----	-----	-----	-----	-----	-----	-----	-----	-----	-----	-----	-----	-----	-----	-----	-----	-----	-----	-----	-----	-----	-----	-----	-----	-----	-----	-----	-----	-----	-----	-----	-----	-----	-----	-----	-----	-----	-----	-----	-----	-----	-----	-----	-----	-----	-----	-----	-----	-----	-----	-----	-----	-----	-----	-----	-----	-----	-----	-----	-----	-----	-----	-----	-----	-----	-----	-----	-----	-----	-----	-----	-----	-----	-----	-----	-----	-----	-----	-----	-----	-----	-----	-----	-----	-----	-----	-----	-----	-----	-----	-----	-----	-----	-----	-----	-----	-----	-----	-----	-----	-----	-----	-----	-----	-----	-----	-----	-----	-----	-----	-----	-----	-----	-----	-----	-----	-----	-----	-----	-----	-----	-----	-----	-----	-----	-----	-----	-----	-----	-----	-----	-----	-----	-----	-----	-----	-----	-----	-----	-----	-----	-----	-----	-----	-----	-----	-----	-----	-----	-----	-----	-----	-----	-----	-----	-----	-----	-----	-----	-----	-----	-----	-----	-----	-----	-----	-----	-----	-----	-----	-----	-----	-----	-----	-----	-----	-----	-----	-----	-----	-----	-----	-----	-----	-----	-----	-----	-----	-----	-----	-----	-----	-----	-----	-----	-----	-----	-----	-----	-----	-----	-----	-----	-----	-----	-----	-----	-----	-----	-----	-----	-----	-----	-----	-----	-----	-----	-----	-----	-----	-----	-----	-----	-----	-----	-----	-----	-----	-----	-----	-----	-----	-----	-----	-----	-----	-----	-----	-----	-----	-----	-----	-----	-----	-----	-----	-----	-----	-----	-----	-----	-----	-----	-----	-----	-----	-----	-----	-----	-----	-----	-----	-----	-----	-----	-----	-----	-----	-----	-----	-----	-----	-----	-----	-----	-----	-----	-----	-----	-----	-----	-----	-----	-----	-----	-----	-----	-----	-----	-----	-----	-----	-----	-----	-----	-----	-----	-----	-----	-----	-----	-----	-----	-----	-----	-----	-----	-----	-----	-----	-----	-----	-----	-----	-----	-----	-----	-----	-----	-----	-----	-----	-----	-----	-----	-----	-----	-----	-----	-----	-----	-----	-----	-----	-----	-----	-----	-----	-----	-----	-----	-----	-----	-----	-----	-----	-----	-----	-----	-----	-----	-----	-----	-----	-----	-----	-----	-----	-----	-----	-----	-----	-----	-----	-----	-----	-----	-----	-----	-----	-----	-----	-----	-----	-----	-----	-----	------	------	------	------	------	------	------	------	------	------	------	------	------	------	------	------	------	------	------	------	------	------	------	------	------	------	------	------	------	------	------	------	------	------	------	------	------	------	------	------	------	------	------	------	------	------	------	------	------	------	------	------	------	------	------	------	------	------	------	------	------	------	------	------	------	------	------	------	------	------	------	------	------	------	------	------	------	------	------	------	------	------	------	------	------	------	------	------	------	------	------	------	------	------	------	------	------	------	------	------	------	------	------	------	------	------	------	------	------	------	------	------	------	------	------	------	------	------	------	------	------	------	------	------	------	------	------	------	------	------	------	------	------	------	------	------	------	------	------	------	------	------	------	------	------	------	------	------	------	------	------	------	------	------	------	------	------	------	------	------	------	------	------	------	------	------	------	------	------	------	------	------	------	------	------	------	------	------	------	------	------	------	------	------	------	------	------	------	------	------	------	------	------	------	------	------	------	------	------	------	------	------	------	------	------	------	------	------	------	------	------	------	------	------	------	------	------	------	------	------	------	------	------	------	------	------	------	------	------	------	------	------	------	------	------	------	------	------	------	------	------	------	------	------	------	------	------	------	------	------	------	------	------	------	------	------	------	------	------	------	------	------	------	------	------	------	------	------	------	------	------	------	------	------	------	------	------	------	------	------	------	------	------	------	------	------	------	------	------	------	------	------	------	------	------	------	------	------	------	------	------	------	------	------	------	------	------	------	------	------	------	------	------	------	------	------	------	------	------	------	------	------	------	------	------	------	------	------	------	------	------	------	------	------	------	------	------	------	------	------	------	------	------	------	------	------	------	------	------	------	------	------	------	------	------	------	------	------	------	------	------	------	------	------	------	------	------	------	------	------	------	------	------	------	------	------	------	------	------	------	------	------	------	------	------	------	------	------	------	------	------	------	------	------	------	------	------	------	------	------	------	------	------	------	------	------	------	------	------	------	------	------	------	------	------	------	------	------	------	------	------	------	------	------	------	------	------	------	------	------	------	------	------	------	------	------	------	------	------	------	------	------	------	------	------	------	------	------	------	------	------	------	------	------	------	------	------	------	------	------	------	------	------	------	------	------	------	------	------	------	------	------	------	------	------	------	------	------	------	------	------	------	------	------	------	------	------	------	------	------	------	------	------	------	------	------	------	------	------	------	------	------	------	------	------	------	------	------	------	------	------	------	------	------	------	------	------	------	------	------	------	------	------	------	------	------	------	------	------	------	------	------	------	------	------	------	------	------	------	------	------	------	------	------	------	------	------	------	------	------	------	------	------	------	------	------	------	------	------	------	------	------	------	------	------	------	------	------	------	------	------	------	------	------	------	------	------	------	------	------	------	------	------	------	------	------	------	------	------	------	------	------	------	------	------	------	------	------	------	------	------	------	------	------	------	------	------	------	------	------	------	------	------	------	------	------	------	------	------	------	------	------	------	------	------	------	------	------	------	------	------	------	------	------	------	------	------	------	------	------	------	------	------	------	------	------	------	------	------	------	------	------	------	------	------	------	------	------	------	------	------	------	------	------	------	------	------	------	------	------	------	------	------	------	------	------	------	------	------	------	------	------	------	------	------	------	------	------	------	------	------	------	------	------	------	------	------	------	------	------	------	------	------	------	------	------	------	------	------	------	------	------	------	------	------	------	------	------	------	------	------	------	------	------	------	------	------	------	------	------	------	------	------	------	------	------	------	------	------	------	------	------	------	------	------	------	------	------	------	------	------	------	------	------	------	------	------	------	------	------	------	------	------	------	------	------	------	------	------	------	------	------	------	------	------	------	------	------	------	------	------	------	------	------	------	------	------	------	------	------	------	------	------	------	------	------	------	------	------	------	------	------	------	------	------	------	------	------	------	------	------	------	------	------	------	------	------	------	------	------	------	------	------	------	------	------	------	------	------	------	------	------	------	------	------	------	------	------	------	------	------	------	------	------	------	------	------	------	------	------	------	------	------	------	------	------	------	------	------	------	------	------	------	------	------	------	------	------	------	------	------	------	------	------	------	------	------	------	----

SEZIONE N° 01402 06

Livelli TR 200 - S2 - H=132.51 m. s.l.m.

SCALA QUOTE 1:500

[illegible]

SEZIONE N° 01393__06

Livelli TR 200 - S2 - H=132.19 m. s.l.m.

120.00

Intervento IR14

[illegible]

SEZIONE N° 01382__06

Live!!! TR 200 - S2 - H=131.90 m. s.l.m.

120.00

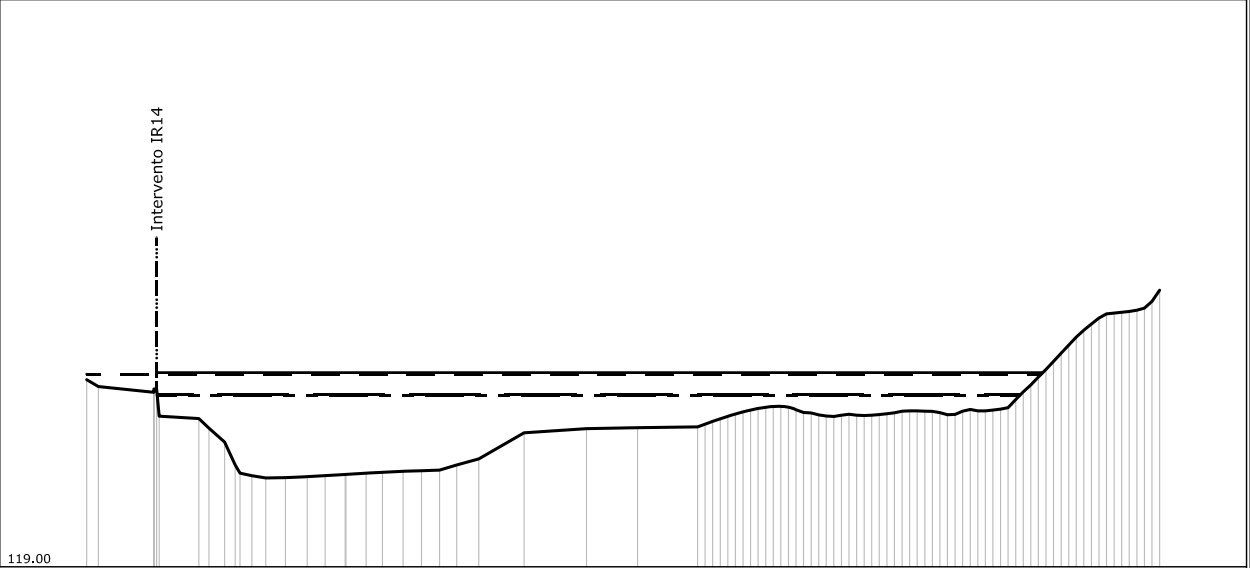
Intervento IR14

[illegible]

STATO SOVRAPPONTO
SEZIONE N° 01373__06
SEZIONE N° 01373__06

Livello TR 30 - A - H=130.33 m. s.l.m.
Livello TR 200 - A - H=131.75 m. s.l.m.
Livello TR 30 - S2 - H=130.37 m. s.l.m.
Livello TR 200 - S2 - H=131.84 m. s.l.m.

SCALA DISTANZE 1:1000
SCALA QUOTE 1:500



SCENARIO 2	STATO ATTUALE		STATO ATTUALE	
	PUNTI	QUOTE [m s.l.m.]	PUNTI	QUOTE [m s.l.m.]

SEZIONE N° 01365__06

Livelli TR 200 - S2 - H=131.71 m. s.l.m.

SCALA QUOTE 1:500

Intervento IR14

STATO ATTUALE		SCENARIO 2																										
PUNTI		1	2	7	9	10	11	12	13	14	15	16	17	18	19	20	21	22	23	24	25	26	27	28303234363840424446485052545565860626466687072747678				
QUOTE [m s.l.m.]		131.19	130.77	126.38	125.11	124.80	125.00	125.18	125.45	125.41	125.34	125.21	125.02	124.91	124.95	125.22	125.50	126.03	127.92	128.11	128.22	128.32	128.36	128.37	128.38	128.39	128.40	128.41
DISTANZE PROGRESSIVE [m]		0.00	7.44	12.44	15.11	18.00	20.72	23.72	28.05	33.98	35.88	39.34	42.74	46.53	49.91	53.17	56.59	61.08	64.86	70.83	75.95	81.05	86.05	89.05	91.05	93.05	95.05	97.05
DISTANZE PARZIALI [m]		7.44																	5.97	5.12	5.10							
PUNTI		1	2	7	9	10	11	12	13	14	15	16	17	18	19	20	21	22	23	24	25	26	27	28303234363840424446485052545565860626466687072747678				
QUOTE [m s.l.m.]		131.19	130.77	126.38	125.11	124.80	125.00	125.18	125.45	125.41	125.34	125.21	125.02	124.91	124.95	125.22	125.50	126.03	127.92	128.11	128.22	128.32	128.36	128.37	128.38	128.39	128.40	128.41
DISTANZE PROGRESSIVE [m]		0.00	7.44	12.44	15.11	18.00	20.72	23.72	28.05	33.98	35.88	39.34	42.74	46.53	49.91	53.17	56.59	61.08	64.86	70.83	75.95	81.05	86.05	89.05	91.05	93.05	95.05	97.05
DISTANZE PARZIALI [m]		7.44																	5.97	5.12	5.10							

SEZIONE N° 01356__06

[illegible]

Year	1990	1991	1992	1993	1994	1995
1990	100	100	100	100	100	100
1991	100	100	100	100	100	100
1992	100	100	100	100	100	100
1993	100	100	100	100	100	100
1994	100	100	100	100	100	100
1995	100	100	100	100	100	100

SCALA QUOTE 1:500

PLINTI

Intervento IR14

[illegible]

STATO SOVRAPPOSTO
SEZIONE N° 01346__06
SEZIONE N° 01346__06

Livelli TR 30 - A - H=128.90 m. s.l.m.

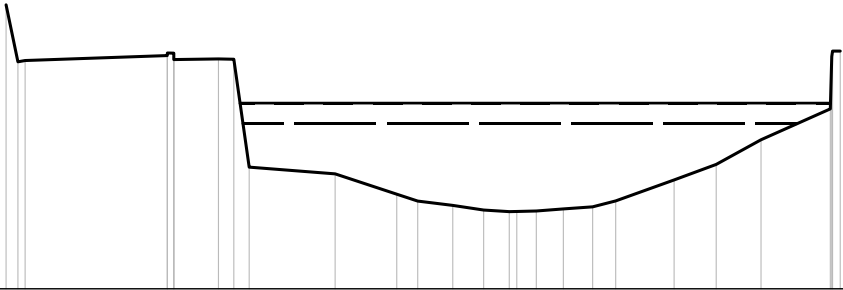
Livelli TR 200 - A - H=130.25 m. s.l.m.

Livelli TR 30 - S2 - H=128.92 m. s.l.m.

Livelli TR 200 - S2 - H=130.28 m. s.l.m.

SCALA DISTANZE 1:500
SCALA QUOTE 1:500

118.00



STATO ATTUALE	PUNTI																									
	1	2		4	8	9	10		11		12	13	14	15	16	18	19	20	21		22	23	24		298	
	136.78	133.01		133.42	133.20	133.18	126.05		125.60		124.26	123.80	123.52	123.21	123.10	123.15	123.28	123.42	123.81		125.20	126.23	127.86		129.90	
	0.00	0.78		10.66	14.05	15.06	16.08		21.76		25.84	27.22	29.54	31.58	33.28	35.06	36.85	38.79	40.32		44.18	46.96	49.92		54.51	
			9.40		2.96			5.68		4.08										3.86		2.78	2.96	4.59		
SCENARIO 2	PUNTI																									
	1	2		4	8	9	10		11		12	13	14	15	16	18	19	20	21		22	23	24		298	
	136.78	133.01		133.42	133.20	133.18	126.05		125.60		124.26	123.80	123.52	123.21	123.10	123.15	123.28	123.42	123.81		125.20	126.23	127.86		129.90	
	0.00	0.78		10.66	14.05	15.06	16.08		21.76		25.84	27.22	29.54	31.58	33.28	35.06	36.85	38.79	40.32		44.18	46.96	49.92		54.51	
			9.40		2.96			5.68		4.08										3.86		2.78	2.96	4.59		

STATO SOVRAPPOSTO
SEZIONE N° 01335__06
SEZIONE N° 01335__06

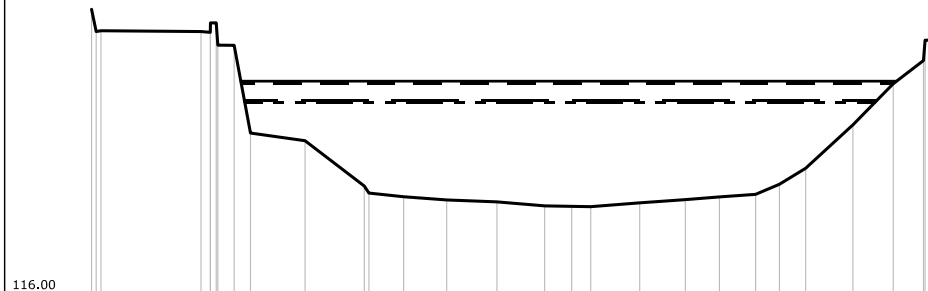
Livelli TR 30 - A - H=128.61 m. s.l.m.

Live|| TR 200 - A - H=129.87 m. s.l.m.

Live|| TR 30 - S2 - H=128.69 m. s.l.m.

Livelli TR 200 - S2 - H=129.99 m. s.l.m.

SCALA DISTANZE 1:500
SCALA QUOTE 1:500

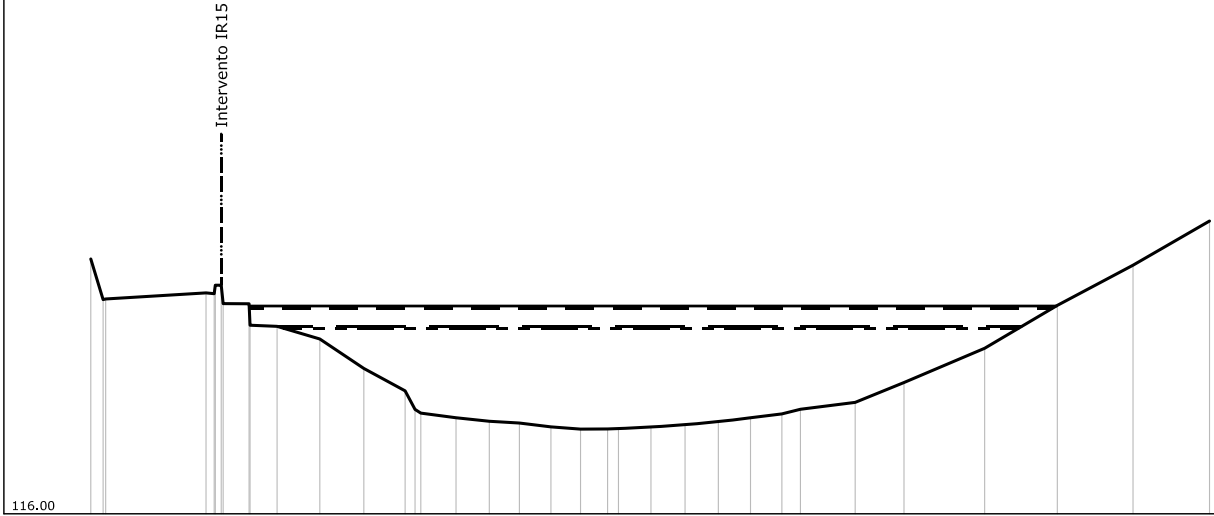


STATO ATTUALE		SCENARIO 2																							
STATO ATTUALE	PUNTI	13	45	9	10	11	12	14	15	16	17	18	19	20	21	22	23	24	25	26	27	280			
	QUOTE [m s.l.m.]	134.75	133.22	132.37	126.56	126.06	123.06	122.35	122.14	122.01	121.75	121.72	121.70	121.95	122.16	122.34	122.51	123.18	124.24	127.10	129.83	131.76			
	DISTANZE PROGRESSIVE [m]	0.00	7.86	9.43	10.51	14.12	18.04	20.64	23.49	26.81	29.97	31.76	33.01	36.25	39.27	41.52	43.92	45.49	47.23	50.35	53.02	55.04			
	DISTANZE PARZIALI [m]	6.61	3.61	3.92	2.85	3.32	3.16	3.24	3.02	3.16	3.24	3.02	3.16	3.24	3.02	3.16	3.24	3.02	3.16	3.24	3.02	3.16			
SCENARIO 2	PUNTI	13	45	9	10	11	12	14	15	16	17	18	19	20	21	22	23	24	25	26	27	280			
	QUOTE [m s.l.m.]	134.75	133.22	132.37	126.56	126.06	123.06	122.35	122.14	122.01	121.75	121.72	121.70	121.95	122.16	122.34	122.51	123.18	124.24	127.10	129.83	131.76			
	DISTANZE PROGRESSIVE [m]	0.00	7.86	9.43	10.51	14.12	18.04	20.64	23.49	26.81	29.97	31.76	33.01	36.25	39.27	41.52	43.92	45.49	47.23	50.35	53.02	55.04			
	DISTANZE PARZIALI [m]	6.61	3.61	3.92	2.85	3.32	3.16	3.24	3.02	3.16	3.24	3.02	3.16	3.24	3.02	3.16	3.24	3.02	3.16	3.24	3.02	3.16			

STATO SOVRAPPOSTO
SEZIONE N° 01325__06
SEZIONE N° 01325__06

Livelli TR 30 - A - H=128.27 m. s.l.m.
Livelli TR 200 - A - H=129.57 m. s.l.m.
Livelli TR 30 - S2 - H=128.38 m. s.l.m.
Livelli TR 200 - S2 - H=129.74 m. s.l.m.

SCALA DISTANZE 1:500
SCALA QUOTE 1:500



STATO ATTUALE	PUNTI	1	2		46	9	11	12	13	14	15	17	18	19	20	21	22	23	24	25	26	27	28	29	30	31	32	33	34	35
	QUOTE [m s.l.m.]	132.85	130.16		130.61	129.89	128.40	127.56	125.61	124.13	122.90	122.35	122.12	122.00	121.75	121.60	121.61	121.62	121.76	121.88	122.11	122.35	122.61	122.91	123.37	124.68	126.95	129.78	132.44	135.36
	DISTANZE PROGRESSIVE [m]	0.00	0.82		7.62	10.47	12.32	15.15	18.06	20.79	21.44	24.15	26.35	28.35	30.43	32.39	34.18	34.90	37.04	39.30	41.50	43.63	45.70	46.93	50.55	53.78	59.11	63.92	68.92	73.98
	DISTANZE PARZIALI [m]			6.64			2.83	2.91	2.73															3.62	3.23	5.33	4.81	5.00	5.06	
SCENARIO 2	PUNTI	1	2		46	9	11	12	13	14	15	17	18	19	20	21	22	23	24	25	26	27	28	29	30	31	32	33	34	35
	QUOTE [m s.l.m.]	132.85	130.16		130.61	129.89	128.40	127.56	125.61	124.13	122.90	122.35	122.12	122.00	121.75	121.60	121.61	121.62	121.76	121.88	122.11	122.35	122.61	122.91	123.37	124.68	126.95	129.78	132.44	135.36
	DISTANZE PROGRESSIVE [m]	0.00	0.82		7.62	10.47	12.32	15.15	18.06	20.79	21.44	24.15	26.35	28.35	30.43	32.39	34.18	34.90	37.04	39.30	41.50	43.63	45.70	46.93	50.55	53.78	59.11	63.92	68.92	73.98
	DISTANZE PARZIALI [m]			6.64			2.83	2.91	2.73															3.62	3.23	5.33	4.81	5.00	5.06	

STATO SOVRAPPOSTO
SEZIONE N° 01310__06
SEZIONE N° 01310__06

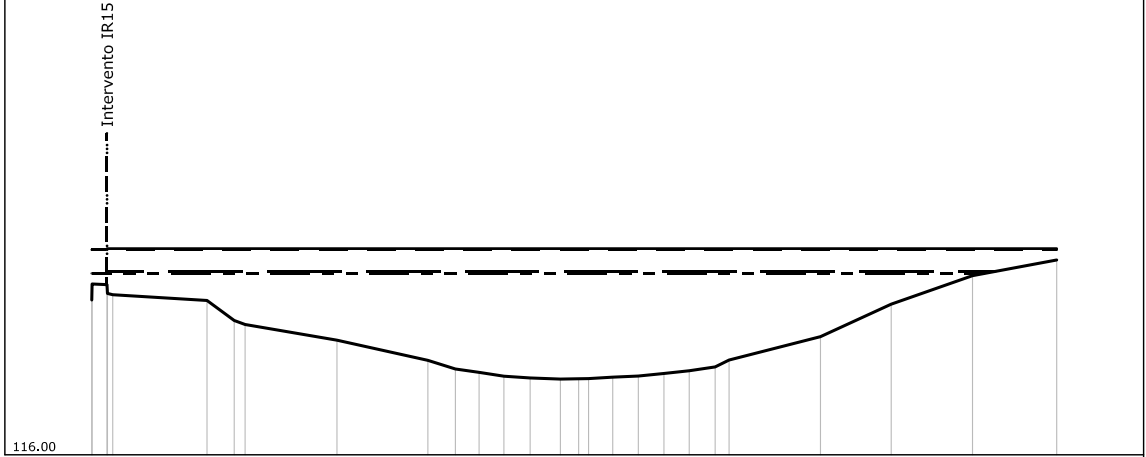
Livelli TR 30 - A - H=127.99 m. s.l.m.

Livelli TR 200 - A - H=129.56 m. s.l.m.

Livelli TR 30 - S2 - H=128.13 m. s.l.m.

Livelli TR 200 - S2 - H=129.63 m. s.l.m.

SCALA DISTANZE 1:500
SCALA QUOTE 1:500



STATO ATTUALE	PUNTI																										
	1	3	6	7	8	9	10	11	12	13	14	15	16	17	18	19	20	21	22	23	24	25	26	27			
QUOTE [m s.l.m.]	126.24	127.25	126.20	124.88	124.82	123.58	122.25	121.67	121.45	121.20	121.08	121.01	121.03	121.04	121.14	121.21	121.38	121.56	121.81	122.27	123.81	125.96	127.85	128.88			
DISTANZE PROGRESSIVE [m]	0.00	1.01	7.62	9.42	10.14	16.22	22.23	24.05	25.61	27.26	28.99	30.99	32.20	32.86	34.45	36.15	37.84	39.51	41.23	42.15	48.19	52.87	58.25	63.81			
DISTANZE PARZIALI [m]			6.23			6.08		6.01													6.04	4.68	5.38	5.56			

SCENARIO 2	PUNTI																										
	1	3	6	7	8	9	10	11	12	13	14	15	16	17	18	19	20	21	22	23	24	25	26	27			
QUOTE [m s.l.m.]	126.24	127.25	126.20	124.88	124.82	123.58	122.25	121.67	121.45	121.20	121.08	121.01	121.03	121.04	121.14	121.21	121.38	121.56	121.81	122.27	123.81	125.96	127.85	128.88			
DISTANZE PROGRESSIVE [m]	0.00	1.01	7.62	9.42	10.14	16.22	22.23	24.05	25.61	27.26	28.99	30.99	32.20	32.86	34.45	36.15	37.84	39.51	41.23	42.15	48.19	52.87	58.25	63.81			
DISTANZE PARZIALI [m]			6.23			6.08		6.01													6.04	4.68	5.38	5.56			

SEZIONE N° 01300PA06

Livelli TR 200 - S2 - H=129.35 m. s.l.m.

SCALA QUOTE 1:500

- Intervento IR15

STATO ATTUALE		SCENARIO 2																																	
		STATO ATTUALE																																	
PUNTI		1	2	3	9	11	12	13	14	15	16	17	18	21	22	23	25	26	27	28	29	30	31	32	34	35	36	37	38	45	46				
QUOTE [m s.l.m.]		130.41	130.36	130.20	130.10	130.11	123.93	123.75	122.59	122.45	122.35	122.15	121.55	121.43	121.31	121.30	121.32	121.34	121.37	121.42	121.48	121.66	122.15	122.67	123.51	123.80	124.32	125.53	126.07	130.02	129.92				
DISTANZE PROGRESSIVE [m]		0.00	2.86	5.53	5.33	7.21	9.88	11.98	15.22	19.00	20.61	22.60	24.39	26.05	28.37	30.07	31.96	33.85	35.97	37.87	39.48	40.37	41.84	42.71	44.97	47.75	50.17	52.13	54.88	57.41	59.54				
DISTANZE PARZIALI [m]		2.86	2.67	5.53	5.33	7.21	2.67	3.24	3.78																2.78	2.42	2.75								
PUNTI		1	2	3	9	11	12	13	14	15	16	17	18	21	22	23	25	26	27	28	29	30	31	32	34	35	36	37	38	45	46				
QUOTE [m s.l.m.]		130.41	130.36	130.20	130.10	130.11	123.93	123.75	122.59	122.45	122.35	122.15	121.55	121.43	121.31	121.30	121.32	121.34	121.37	121.42	121.48	121.66	122.15	122.67	123.51	123.80	124.32	125.53	126.07	130.02	129.92				
DISTANZE PROGRESSIVE [m]		0.00	2.86	5.53	5.33	7.21	9.88	11.98	15.22	19.00	20.61	22.60	24.39	26.05	28.37	30.07	31.96	33.85	35.97	37.87	39.48	40.37	41.84	42.71	44.97	47.75	50.17	52.13	54.88	57.41	59.54				
DISTANZE PARZIALI [m]		2.86	2.67	5.53	5.33	7.21	2.67	3.24	3.78																2.78	2.42	2.75								

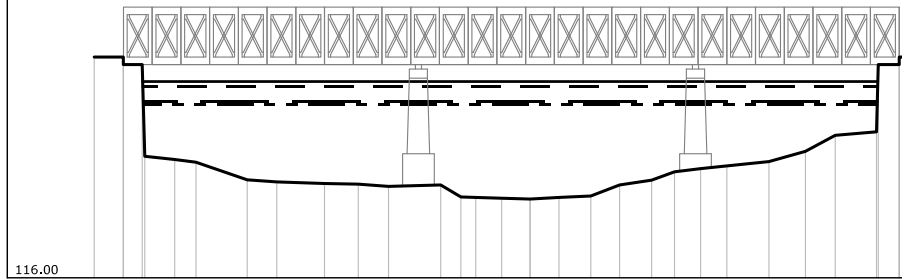
STATO SOVRAPPOSTO
SEZIONE N° 01300PC06
SEZIONE N° 01300PC06

Livelli TR 30 - A - H=127.43 m. s.l.m.

Live!!! TR 200 - A - H=128.64 m. s.l.m.

Livelli TR 30 - S2 - H=127.66 m. s.l.m.

Livelli TR 200 - S2 - H=128.98 m. s.l.m.



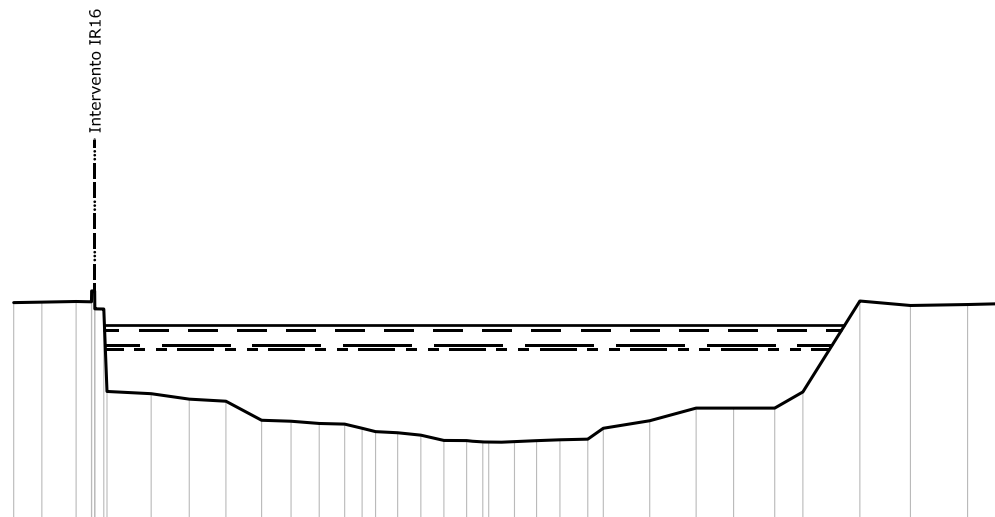
SCALA DISTANZE 1:500
SCALA QUOTE 1:500

		STATO ATTUALE																															
SCENARIO 2	PUNTI	1	2	4	6	7	8	9	10	11	12	13	14	15	16	17	19	20	21	22	23	24	25	26	27	28	29	31	33				
	QUOTE [m s.l.m.]	130.60	130.60	130.10	123.82	123.64	122.48	122.34	122.24	122.19	122.05	122.14	121.35	121.32	121.26	121.21	121.32	121.41	122.14	122.46	123.01	123.22	123.40	123.69	124.36	125.42	125.65	130.10	130.60				
	DISTANZE PROGRESSIVE [m]	0.00	1.93	3.17	5.32	6.73	10.12	12.08	15.23	17.46	19.46	22.91	24.25	25.23	26.94	28.82	30.73	32.84	34.74	36.86	38.38	40.10	41.84	44.62	47.03	49.00	51.73	53.23	54.49				
	DISTANZE PARZIALI [m]					3.39		3.15			3.45												2.78	2.41		2.73							
SCENARIO 2	PUNTI	1	2	4	6	7	8	9	10	11	12	13	14	15	16	17	19	20	21	22	23	24	25	26	27	28	29	31	33				
	QUOTE [m s.l.m.]	130.60	130.60	130.10	123.82	123.64	122.48	122.34	122.24	122.19	122.05	122.14	121.35	121.32	121.26	121.21	121.32	121.41	122.14	122.46	123.01	123.22	123.40	123.69	124.36	125.42	125.65	130.10	130.60				
	DISTANZE PROGRESSIVE [m]	0.00	1.93	3.17	5.32	6.73	10.12	12.08	15.23	17.46	19.46	22.91	24.25	25.23	26.94	28.82	30.73	32.84	34.74	36.86	38.38	40.10	41.84	44.62	47.03	49.00	51.73	53.23	54.49				
	DISTANZE PARZIALI [m]					3.39		3.15			3.45												2.78	2.41		2.73							

SEZIONE N° 01300PD06

Live!!! TR 200 - S2 - H=128.91 m. s.l.m.

116.00



		STATO ATTUALE																																					
SCENARIO 2	PUNTI	1	2	3	4	8	10	11	12	13	14	15	16	17	18	19	20	21	22	23	25	26	27	28	29	30	31	32	33	34	35	36	37	38					
	QUOTE [m s.l.m.]	130.43	130.46	130.50	130.48	130.00	124.41	124.05	123.91	122.65	122.59	122.44	122.40	122.12	121.90	121.82	121.66	121.32	121.30	121.23	121.22	121.30	121.36	121.40	122.12	122.62	123.45	123.45	123.45	124.52	130.53	130.24	130.30	130.36					
	DISTANZE PROGRESSIVE [m]	0.00	1.86	4.13	5.14	5.96	9.09	11.61	14.03	16.40	18.34	20.21	21.89	23.04	23.93	25.39	26.93	28.45	29.95	31.02	33.12	34.58	36.12	37.97	38.99	42.06	45.13	47.61	50.33	52.19	55.96	59.30	63.08	65.66					
	DISTANZE PARZIALI [m]					2.92	2.52	2.42																		3.07	3.07	2.48	2.72		3.77	3.34	3.78	2.58					
SCENARIO 2	PUNTI	1	2	3	4	8	10	11	12	13	14	15	16	17	18	19	20	21	22	23	25	26	27	28	29	30	31	32	33	34	35	36	37	38					
	QUOTE [m s.l.m.]	130.43	130.46	130.50	130.48	130.00	124.41	124.05	123.91	122.65	122.59	122.44	122.40	122.12	121.90	121.82	121.66	121.32	121.30	121.23	121.22	121.30	121.36	121.40	122.12	122.62	123.45	123.45	123.45	124.52	130.53	130.24	130.30	130.36					
	DISTANZE PROGRESSIVE [m]	0.00	1.86	4.13	5.14	5.96	9.09	11.61	14.03	16.40	18.34	20.21	21.89	23.04	23.93	25.39	26.93	28.45	29.95	31.02	33.12	34.58	36.12	37.97	38.99	42.06	45.13	47.61	50.33	52.19	55.96	59.30	63.08	65.66					
	DISTANZE PARZIALI [m]					2.92	2.52	2.42																		3.07	3.07	2.48	2.72		3.77	3.34	3.78	2.58					

STATO SOVRAPPOSTO

SEZIONE N° 01286__06

SEZIONE N° 01286__06

Livello TR 30 - A - H=127.30 m. s.l.m.

Livello TR 200 - A - H=128.51 m. s.l.m.

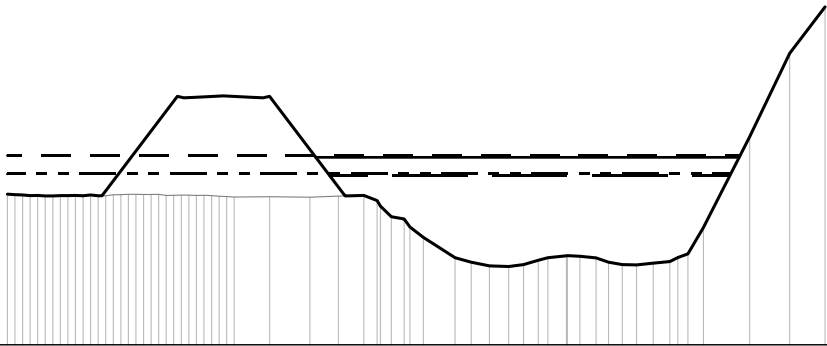
Livello TR 30 - S2 - H=127.17 m. s.l.m.

Livello TR 200 - S2 - H=128.40 m. s.l.m.

SCALA DISTANZE 1:1000

SCALA QUOTE 1:500

116.00



STATO ATTUALE

SCENARIO 2

PUNTI	1	3	5	7	9	11	13	15	17	19	21	23	25	27	29	31	32	33	34	35	36	38	39	41	42	43	44	45	46	47	48	49	51	52	53	55	56	57	59	60	61	62	63			
QUOTE [m s.l.m.]	125.96	125.91	125.88	125.84	125.87	125.86	125.86	125.92	125.95	125.94	125.95	125.90	125.89	125.82	125.77	125.79	125.76	125.83	125.88	125.84	125.85	124.47	124.32	123.10	121.76	121.46	121.22	121.18	121.10	121.00	121.78	121.89	121.86	121.75	121.46	121.30	121.28	121.40	121.51	122.01	123.76	129.76	135.28	138.35		
DISTANZE PROGRESSIVE [m]	0.00	2.00	4.00	6.00	8.00	10.00	12.00	14.00	16.00	18.00	20.00	22.00	24.00	26.00	28.00	30.00	34.70	40.01	43.78	47.13	48.90	50.78	52.48	55.00	59.21	61.34	63.75	66.29	68.25	71.47	73.93	75.72	77.84	79.50	81.31	83.21	85.41	87.61	90.00	92.05	98.16	103.46	108.13			
DISTANZE PARZIALI [m]																	5.31																								6.11	5.30				
PUNTI	1	3	5	7	9	11	13					15	17	18	19	20			22	23	24	26	27	29		30	31	32	33	34	35	36	37	39	40	41	42	43	44	45	47	48	49	50	51	
QUOTE [m s.l.m.]	125.96	125.91	125.88	125.84	125.87	125.86	125.86					132.43	132.37	132.46	132.37	132.33			125.84	125.88	125.84	125.85	124.47	124.32	123.10	121.76	121.46	121.22	121.18	121.10	121.00	121.78	121.89	121.86	121.75	121.46	121.30	121.28	121.40	121.51	122.01	123.76	129.76	135.28	138.35	
DISTANZE PROGRESSIVE [m]	0.00	2.00	4.00	6.00	8.00	10.00	12.00					22.47	24.82	28.57	32.32	33.82			44.66	47.13	48.90	50.78	52.48	55.00	59.21	61.34	63.75	66.29	68.25	71.47	73.93	75.72	77.84	79.50	81.31	83.21	85.41	87.61	90.00	92.05	98.16	103.46	108.13			
DISTANZE PARZIALI [m]								9.96									9.99																										6.11	5.30		

STATO SOVRAPPOSTO
SEZIONE N° 01267PB06
SEZIONE N° 01267PB06

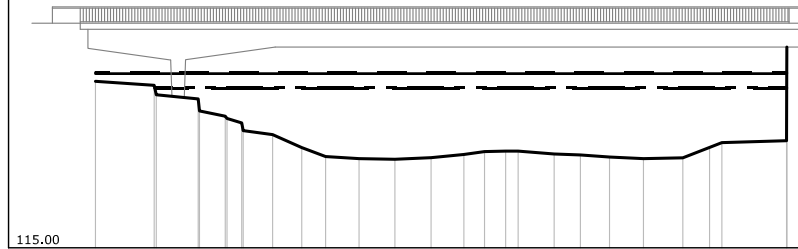
Livelli TR 30 - A - H=125.58 m. s.l.m.

Livell TR 200 - A - H=126.59 m. s.l.m.

Livell TR 30 - S2 - H=125.56 m. s.l.m.

Livelli TR 200 - S2 - H=126.52 m. s.l.m.

SCALA DISTANZE 1:500
SCALA QUOTE 1:500



STATO ATTUALE	PUNTI	1	2	4	6	8	10	11	12	13	14	15	16	17	18	19	20	21	22	23	24	25	26	27
	QUOTE [m s.l.m.]	126.01	125.75	124.85	123.70	123.26	122.48	121.63	121.04	120.90	120.85	120.96	121.17	121.36	121.39	121.40	121.20	121.14	121.00	120.90	120.95	121.64	121.96	122.08
	DISTANZE PROGRESSIVE [m]	0.00	3.88	6.80	8.58	9.67	11.72	13.64	15.22	17.43	19.80	22.20	24.36	25.73	27.13	27.95	30.33	32.07	34.00	36.24	38.84	40.61	41.43	45.70
	DISTANZE PARZIALI [m]	3.88	2.78																	2.60				4.27
	SCENARIO 2	PUNTI	1	2	4	6	8	10	11	12	13	14	15	16	17	18	19	20	21	22	23	24	25	26
QUOTE [m s.l.m.]		126.01	125.75	124.85	123.70	123.26	122.48	121.63	121.04	120.90	120.85	120.96	121.17	121.36	121.39	121.40	121.20	121.14	121.00	120.90	120.95	121.64	121.96	122.08
DISTANZE PROGRESSIVE [m]		0.00	3.88	6.80	8.58	9.67	11.72	13.64	15.22	17.43	19.80	22.20	24.36	25.73	27.13	27.95	30.33	32.07	34.00	36.24	38.84	40.61	41.43	45.70
DISTANZE PARZIALI [m]		3.88	2.78																	2.60				4.27

STATO SOVRAPPOSTO
SEZIONE N° 01267PC06
SEZIONE N° 01267PC06

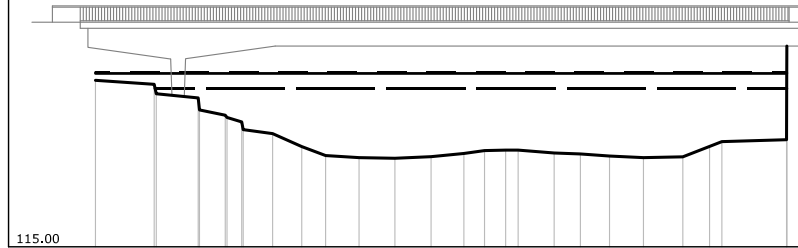
Livelli TR 30 - A - H=125.48 m. s.l.m.

Livell TR 200 - A - H=126.53 m. s.l.m.

Livell TR 30 - S2 - H=125.46 m. s.l.m.

Livelli TR 200 - S2 - H=126.46 m. s.l.m.

SCALA DISTANZE 1:500
SCALA QUOTE 1:500



STATO ATTUALE	STATO ATTUALE																										
	PUNTI	1	2	4	6	8	10	11	12	13	14	15	16	17	18	19	20	21	22	23	24	25	26	27			
	QUOTE [m s.l.m.]	126.01	125.75	124.85	123.70	123.26	122.48	121.63	121.04	120.90	120.85	120.96	121.17	121.36	121.39	121.40	121.20	121.14	121.00	120.90	120.95	121.64	121.96		122.08		
	DISTANZE PROGRESSIVE [m]	0.00	3.88	6.80	8.58	9.67	11.72	13.64	15.22	17.43	19.80	22.20	24.36	25.73	27.13	27.95	30.33	32.07	34.00	36.24	38.84	40.61	41.43		45.70		
	DISTANZE PARZIALI [m]		3.88	2.78								2.40								2.60				4.27			
SCENARIO 2	SCENARIO 2																										
	PUNTI	1	2	4	6	8	10	11	12	13	14	15	16	17	18	19	20	21	22	23	24	25	26	27			
	QUOTE [m s.l.m.]	126.01	125.75	124.85	123.70	123.26	122.48	121.63	121.04	120.90	120.85	120.96	121.17	121.36	121.39	121.40	121.20	121.14	121.00	120.90	120.95	121.64	121.96		122.08		
	DISTANZE PROGRESSIVE [m]	0.00	3.88	6.80	8.58	9.67	11.72	13.64	15.22	17.43	19.80	22.20	24.36	25.73	27.13	27.95	30.33	32.07	34.00	36.24	38.84	40.61	41.43		45.70		
	DISTANZE PARZIALI [m]		3.88	2.78								2.40								2.60				4.27			

STATO SOVRAPPOSTO
SEZIONE N° 01259__06
SEZIONE N° 01259__06

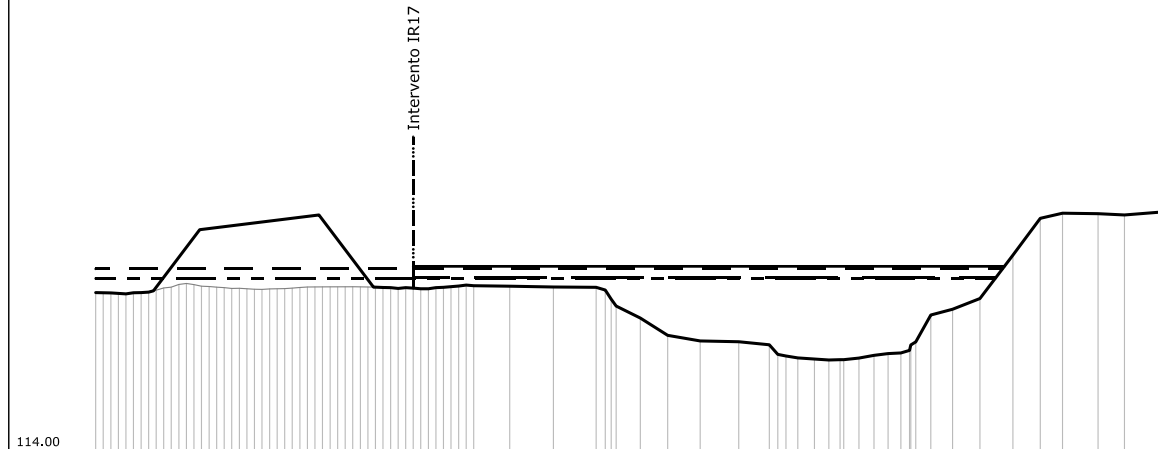
Livelli TR 30 - A - H=125.33 m. s.l.m.

Live|| TR 200 - A - H=125.96 m. s.l.m.

Live||| TR 30 - S2 - H=125.40 m. s.l.m.

Livellr TR 200 - S2 - H=126.13 m. s.l.m.

SCALA DISTANZE 1:1000
SCALA QUOTE 1:500

[illegible]

SEZIONE N° 01249__06

Livelli TR 200 - S2 - H=126.00 m. s.l.m.

SCALA QUOTE 1:500

Intervento IR22

STATO ATTUALE		SCENARIO 2	
PUNTI	3 5 7 9 11 13 15 17 19 21 23 25 27 29 31 32 33 34 35 36 37 38 39 40 41 43 44 45 46 47 49 50 51 52 53 54 55 56 57 58 59 60 62 63 64 65 66 67 68 69 70	PUNTI	1 3 5 7 9 11 13 14 15 16 17 18 19 20 21 22 23 24 25 26 28 29 30 31 32 33 34 35 36 37 38 39 40 41 42 43 44 45 47 48 49 50 51 52 53 54 55
QUOTE [m s.l.m.]	124.20 124.24 124.26 124.27 124.28 124.32 124.36 124.41 124.43 124.49 124.51 124.52 124.55 124.57 124.58 124.60 124.62 124.63 124.65 124.66 124.67 124.68 124.69 124.70 124.71 124.72 124.73 124.74 124.75 124.76 124.77 124.78 124.79 124.80 124.81 124.82 124.83 124.84 124.85 124.86 124.87 124.88 124.89 124.90 124.91 124.92 124.93 124.94 124.95 124.96 124.97 124.98 124.99 125.00 125.01 125.02 125.03 125.04 125.05 125.06 125.07 125.08 125.09 125.10 125.11 125.12 125.13 125.14 125.15 125.16 125.17 125.18 125.19 125.20 125.21 125.22 125.23 125.24 125.25 125.26 125.27 125.28 125.29 125.30 125.31 125.32 125.33 125.34 125.35 125.36 125.37 125.38 125.39 125.40 125.41 125.42 125.43 125.44 125.45 125.46 125.47 125.48 125.49 125.50 125.51 125.52 125.53 125.54 125.55 125.56 125.57 125.58 125.59 125.60 125.61 125.62 125.63 125.64 125.65 125.66 125.67 125.68 125.69 125.70 125.71 125.72 125.73 125.74 125.75 125.76 125.77 125.78 125.79 125.80 125.81 125.82 125.83 125.84 125.85 125.86 125.87 125.88 125.89 125.90 125.91 125.92 125.93 125.94 125.95 125.96 125.97 125.98 125.99 126.00 126.01 126.02 126.03 126.04 126.05 126.06 126.07 126.08 126.09 126.10 126.11 126.12 126.13 126.14 126.15 126.16 126.17 126.18 126.19 126.20 126.21 126.22 126.23 126.24 126.25 126.26 126.27 126.28 126.29 126.30 126.31 126.32 126.33 126.34 126.35 126.36 126.37 126.38 126.39 126.40 126.41 126.42 126.43 126.44 126.45 126.46 126.47 126.48 126.49 126.50 126.51 126.52 126.53 126.54 126.55 126.56 126.57 126.58 126.59 126.60 126.61 126.62 126.63 126.64 126.65 126.66 126.67 126.68 126.69 126.70 126.71 126.72 126.73 126.74 126.75 126.76 126.77 126.78 126.79 126.80 126.81 126.82 126.83 126.84 126.85 126.86 126.87 126.88 126.89 126.90 126.91 126.92 126.93 126.94 126.95 126.96 126.97 126.98 126.99 127.00 127.01 127.02 127.03 127.04 127.05 127.06 127.07 127.08 127.09 127.10 127.11 127.12 127.13 127.14 127.15 127.16 127.17 127.18 127.19 127.20 127.21 127.22 127.23 127.24 127.25 127.26 127.27 127.28 127.29 127.30 127.31 127.32 127.33 127.34 127.35 127.36 127.37 127.38 127.39 127.40 127.41 127.42 127.43 127.44 127.45 127.46 127.47 127.48 127.49 127.50 127.51 127.52 127.53 127.54 127.55 127.56 127.57 127.58 127.59 127.60 127.61 127.62 127.63 127.64 127.65 127.66 127.67 127.68 127.69 127.70 127.71 127.72 127.73 127.74 127.75 127.76 127.77 127.78 127.79 127.80 127.81 127.82 127.83 127.84 127.85 127.86 127.87 127.88 127.89 127.90 127.91 127.92 127.93 127.94 127.95 127.96 127.97 127.98 127.99 128.00 128.01 128.02 128.03 128.04 128.05 128.06 128.07 128.08 128.09 128.10 128.11 128.12 128.13 128.14 128.15 128.16 128.17 128.18 128.19 128.20 128.21 128.22 128.23 128.24 128.25 128.26 128.27 128.28 128.29 128.30 128.31 128.32 128.33 128.34 128.35 128.36 128.37 128.38 128.39 128.40 128.41 128.42 128.43 128.44 128.45 128.46 128.47 128.48 128.49 128.50 128.51 128.52 128.53 128.54 128.55 128.56 128.57 128.58 128.59 128.60 128.61 128.62 128.63 128.64 128.65 128.66 128.67 128.68 128.69 128.70 128.71 128.72 128.73 128.74 128.75 128.76 128.77 128.78 128.79 128.80 128.81 128.82 128.83 128.84 128.85 128.86 128.87 128.88 128.89 128.90 128.91 128.92 128.93 128.94 128.95 128.96 128.97 128.98 128.99 129.00 129.01 129.02 129.03 129.04 129.05 129.06 129.07 129.08 129.09 129.10 129.11 129.12 129.13 129.14 129.15 129.16 129.17 129.18 129.19 129.20 129.21 129.22 129.23 129.24 129.25 129.26 129.27 129.28 129.29 129.30 129.31 129.32 129.33 129.34 129.35 129.36 129.37 129.38 129.39 129.40 129.41 129.42 129.43 129.44 129.45 129.46 129.47 129.48 129.49 129.50 129.51 129.52 129.53 129.54 129.55 129.56 129.57 129.58 129.59 129.60 129.61 129.62 129.63 129.64 129.65 129.66 129.67 129.68 129.69 129.70 129.71 129.72 129.73 129.74 129.75 129.76 1		

STATO SOVRAPPONTO

SEZIONE N° 01234__06

SEZIONE N° 01234__06

Livelli TR 30 - A - H=124.38 m. s.l.m.

Livelli TR 200 - A - H=125.48 m. s.l.m.

Livelli TR 30 - S2 - H=124.40 m. s.l.m.

Livelli TR 200 - S2 - H=125.38 m. s.l.m.

SCALA DISTANZE 1:1000

SCALA QUOTE 1:500

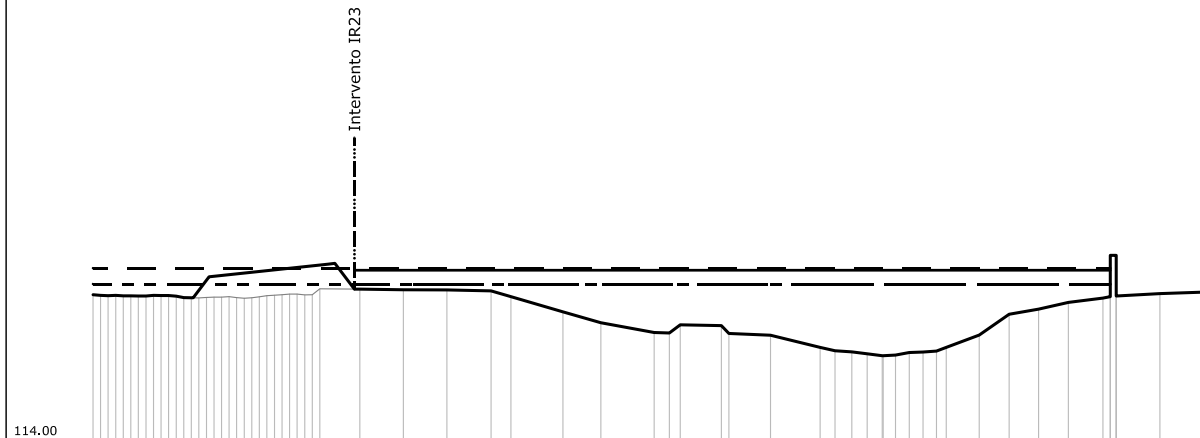
114.00

STATO ATTUALE	PUNTI																																					
	QUOTE [m s.l.m.]																																					
	DISTANZE PROGRESSIVE [m]																																					
	DISTANZE PARZIALI [m]																																					
SCENARIO 2	PUNTI																																					
	QUOTE [m s.l.m.]																																					
	DISTANZE PROGRESSIVE [m]																																					
	DISTANZE PARZIALI [m]																																					

SEZIONE N° 01230__06

Live!!! TR 200 - S2 - H=125.15 m. s.l.m.

SCALA QUOTE 1:500



STATO ATTUALE		STATO FUTURO																																
		STATO 2025																																
STATO ATTUALE		STATO 2025																																
PUNTI		PUNTI																																
QUOTE [m s.l.m.]		QUOTE [m s.l.m.]																																
Distanze Progressive [m]		Distanze Progressive [m]																																
Distanze Parziali [m]		Distanze Parziali [m]																																
PUNTI		PUNTI																																
QUOTE [m s.l.m.]		QUOTE [m s.l.m.]																																
Distanze Progressive [m]		Distanze Progressive [m]																																
Distanze Parziali [m]		Distanze Parziali [m]																																

STATO SOVRAPPOSTO
SEZIONE N° 01226__07
SEZIONE N° 01226__07

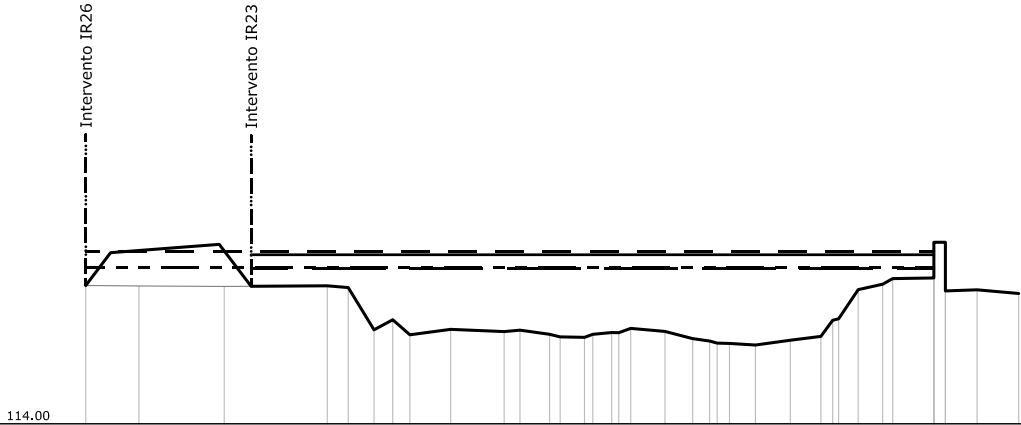
Livelli TR 30 - A - H=124.32 m. s.l.m.

Livelli TR 200 - A - H=125.42 m. s.l.m.

Livelli TR 30 - S2 - H=124.25 m. s.l.m.

Livelli TR 200 - S2 - H=125.18 m. s.l.m.

SCALA DISTANZE 1:1000
SCALA QUOTE 1:500



SCENARIO 2	STATO ATTUALE																																					
	PUNTI	1	2	3	4	5	6	7	8	9	10	11	12	13	14	15	16	17	18	19	20	21	22	23	24	25	26	27	28	29	30	31	32	33	34	35	36	37
	QUOTE [m s.l.m.]	123.15	123.11	123.08		123.13	123.01	120.22	120.88	119.89	120.25		120.10	120.19	119.92	119.72	120.04	120.31	120.11	119.63	119.47	119.32	119.21	119.53	119.78	120.85	122.87	122.16	123.23	123.60	123.64	123.60	122.86	122.62				
	DISTANZE PROGRESSIVE [m]	0.00	7.03	18.31		31.94	34.72	38.13	40.60	42.86	48.27		55.33	57.42	61.35	65.96	69.55	72.07	76.60	80.27	82.52	85.14	88.56	93.18	97.22	98.79	102.16	105.49	106.43	112.16	113.69	117.88	123.38					
	DISTANZE PARZIALI [m]		7.03	11.28	13.63					5.41	7.06																				5.43			5.50				
SCENARIO 2	PUNTI	1	2	3	4	5	6	7	8	9	10	11	12	13	14	15	16	17	18	19	20	21	22	23	24	25	26	27	28	29	30	31	32	33	34	35	36	37
	QUOTE [m s.l.m.]	123.15	125.32	125.87	123.09	123.12	123.13	123.01	120.22	120.88	119.89	120.25	120.10	120.19	119.92	119.72	120.04	120.31	120.11	119.63	119.47	119.32	119.21	119.53	119.78	120.85	122.87	122.16	123.23	123.60	123.64	123.60	122.86	122.62				
	DISTANZE PROGRESSIVE [m]	0.00	3.28	17.66	21.87	28.45	31.94	34.72	38.13	40.60	42.86	48.27	55.33	57.42	61.35	65.96	69.55	72.07	76.60	80.27	82.52	85.14	88.56	93.18	97.22	98.79	102.16	105.49	106.43	112.16	113.69	117.88	123.38					
	DISTANZE PARZIALI [m]			14.38	6.58						5.41	7.06																				5.43			5.50			

STATO SOVRAPPOSTO
SEZIONE N° 01221__06
SEZIONE N° 01221__06

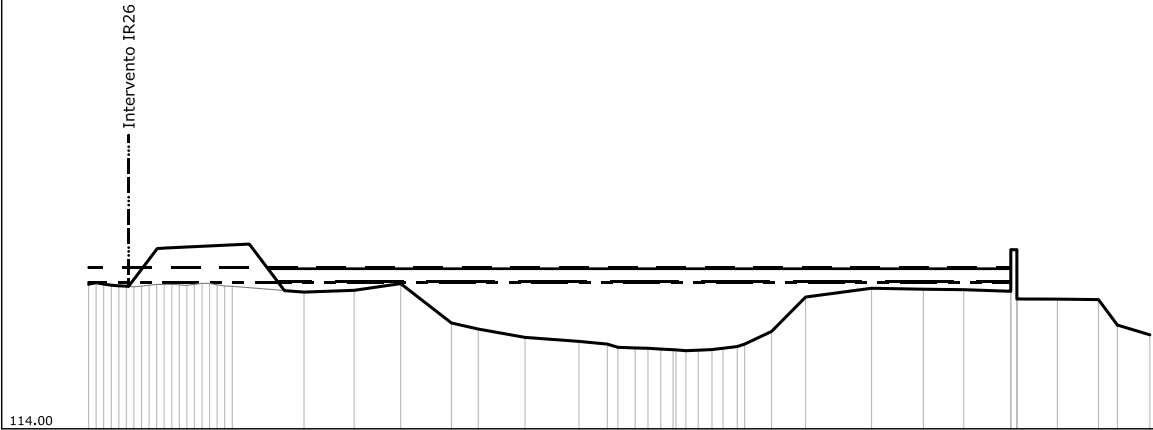
Livelli TR 30 - A - H=123.70 m. s.l.m.

Livelli TR 200 - A - H=124.67 m. s.l.m.

Livelli TR 30 - S2 - H=123.74 m. s.l.m.

Livelli TR 200 - S2 - H=124.59 m. s.l.m.

SCALA DISTANZE 1:1000
SCALA QUOTE 1:500



STATO ATTUALE	STATO ATTUALE																																								
	STATO ATTUALE																																								
	STATO ATTUALE																																								
	STATO ATTUALE																																								
PUNTI	1	3	5	7	9	11	13	15	17	19		21	22	23	24	25	26	27	28	29	30	31	32	33	34	35	36	37	38	39	41	42	43	44	45	46	50	51	52	53	
QUOTE [m s.l.m.]	123.56	123.57	123.57	123.45	123.39	123.30	123.25	123.15	123.05	123.44		123.04	123.16	123.60	121.00	120.60	120.05	119.78	119.60	119.39	119.35	119.33	119.23	119.23	119.17	119.20	119.20	119.34	119.34	119.44	120.44	122.71		123.30	123.23	123.20	123.09	122.57	122.54	120.86	120.21
DISTANZE PROGRESSIVE [m]	0.00	2.00	4.00	6.00	8.00	10.00	12.00	14.00	16.00	18.00		28.49	35.12	41.27	48.00	51.55	57.73	64.86	68.60	70.01	72.30	73.98	75.68	77.31	79.00	80.63	82.25	83.95	85.79	90.33	94.84		103.55	110.42	115.75	121.97	128.13	133.57	136.07	140.36	
DISTANZE PARZIALI [m]											9.49	6.63	6.15	6.73		6.18	7.13															8.71	6.87	5.33	6.22	5.36	5.44				
SCENARIO 2	SCENARIO 2																																								
	SCENARIO 2																																								
	SCENARIO 2																																								
	SCENARIO 2																																								
PUNTI	1	3	5	7	8	9		10	11	12		13	14	15	16	17	18	19	20	21	22	23	24	25	26	27	28	29	30	31	32	33		34	35	36	37	41	42	43	44
QUOTE [m s.l.m.]	123.56	123.57	123.45	123.39	123.30	123.25		126.22	123.14	123.04		123.16	123.60	121.00	120.60	120.05	119.78	119.60	119.39	119.35	119.33	119.23	119.23	119.17	119.20	119.20	119.34	119.34	119.44	120.44	122.71		123.30	123.23	123.20	123.09	122.57	122.54	120.86	120.21	
DISTANZE PROGRESSIVE [m]	0.00	2.00	4.00	6.00	9.09	10.43		21.25	25.92	28.49		35.12	41.27	48.00	51.55	57.73	64.86	68.60	70.01	72.30	73.98	75.68	77.31	79.00	80.63	82.25	83.95	85.79	90.33	94.84		103.55	110.42	115.75	121.97	128.13	133.57	136.07	140.36		
DISTANZE PARZIALI [m]							10.82			6.63	6.15	6.73		6.18	7.13																	8.71	6.87	5.33	6.22	5.36	5.44				

STATO SOVRAPPOSTO
SEZIONE N° 01209__06
SEZIONE N° 01209__06

Livello TR 30 - A - H=123.57 m. s.l.m.
Livello TR 200 - A - H=124.47 m. s.l.m.
Livello TR 30 - S2 - H=123.60 m. s.l.m.
Livello TR 200 - S2 - H=124.54 m. s.l.m.

SCALA DISTANZE 1:1000
SCALA QUOTE 1:500

112.00

STATO ATTUALE	PUNTI	1	3	5	7	9	11	13	15	17	19	21	23	25	27	29	31	32	33	34	35	36	38	39	40	41	42	43	45	46	47	48	49	50	51	52	53	54	55	56	57	58	59	60	64	65	66	67
	QUOTE [m s.l.m.]	129.14	128.66	128.25	127.80	127.34	126.90	126.40	125.87	125.28	124.75	124.43	124.32	124.23	124.06	123.85	123.69	123.34	123.13	122.73	122.55	118.55	118.25	118.10	118.01	117.95	117.90	117.89	117.86	117.92	118.05	118.11	118.18	118.40	119.21	119.78	120.58	121.03	121.64	122.11	122.22	122.32	122.20	122.25	122.34	122.30	120.67	120.13
	DISTANZE PROGRESSIVE [m]	0.00	2.00	4.00	6.00	8.00	10.00	12.00	14.00	16.00	18.00	20.00	22.00	24.00	26.00	28.00	30.00	34.46	39.67	43.47	48.14	53.34	55.54	58.09	61.38	64.69	67.74	69.47	73.11	75.77	78.41	80.60	82.85	84.55	90.49	93.41	97.86	101.84	107.45	114.15	119.75	126.85	132.91	134.42	141.79	148.63	152.44	155.34
	DISTANZE PARZIALI [m]																	5.21			5.20												5.94				5.61	6.70	5.60	7.10	6.06		6.56	6.84				
SCENARIO 2	PUNTI	1	3	5	7	9	11	13	15	17	18	19	20	21	22	23	24	26	27	28	29	30	31	33	34	35	36	37	38	39	40	41	42	43	44	45	46	47	48	52	53	54	55					
	QUOTE [m s.l.m.]	129.14	128.66	128.25	127.80	127.34	126.90	126.40	125.87	127.85	127.54	127.24	123.29	123.13	122.73	122.55	118.55	118.25	118.10	118.01	117.95	117.90	117.89	117.86	117.92	118.05	118.11	118.18	118.40	119.21	119.78	120.58	121.03	121.64	122.11	122.22	122.32	122.20	122.25	122.34	122.30	120.67	120.13					
	DISTANZE PROGRESSIVE [m]	0.00	2.00	4.00	6.00	8.00	10.00	12.00	14.00	18.05	24.18	29.75	35.74	39.67	43.47	48.14	53.34	55.54	58.09	61.38	64.69	67.74	69.47	73.11	75.77	78.41	80.60	82.85	84.55	90.49	93.41	97.86	101.84	107.45	114.15	119.75	126.85	132.91	134.42	141.79	148.63	152.44	155.34					
	DISTANZE PARZIALI [m]									6.13	5.57	5.99				5.20														5.94				5.61	6.70	5.60	7.10	6.06		6.56	6.84							

STATO SOVRAPPOSTO
SEZIONE N° 01203__07
SEZIONE N° 01203__07

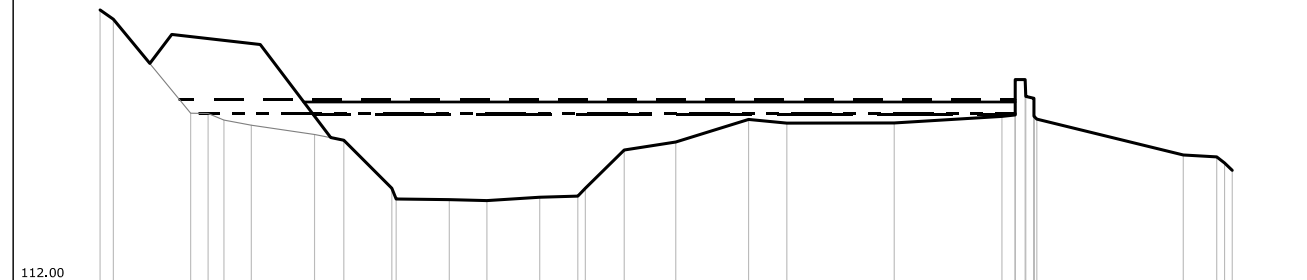
Livelli TR 30 - A - H=123.07 m. s.l.m.

Livell TR 200 - A - H=123.97 m. s.l.m.

Livell TR 30 - S2 - H=123.01 m. s.l.m.

Livelli TR 200 - S2 - H=123.82 m. s.l.m.

SCALA DISTANZE 1:1000
SCALA QUOTE 1:500



STATO ATTUALE	PUNTI		1	2	3		4	5	6	7	8	9	11	12	13	14	16	17	18	19	20	21		22	23	24	25	26	27	28	29	30	31	32
	QUOTE [m s.l.m.]		129.91	129.30			123.08	123.06	122.63	122.29	121.68	121.30	118.12	117.37	117.30	117.53	117.60	120.65	121.18	122.67	122.43	122.44		122.87	122.97	122.97	122.69					120.32	120.19	119.31
STATO ATTUALE	DISTANZE PROGRESSIVE [m]		0.00	1.76			11.98	14.28	16.39	20.01	28.37	32.24	38.59	46.19	51.17	58.16	63.18	69.32	76.15	85.77	90.84	105.04		119.28	121.08	121.08	123.90					143.28	147.69	149.74
	DISTANZE PARZIALI [m]				10.22					8.36		6.35	7.03	4.98	6.99	5.02	5.14	6.83	9.62	5.07		14.20		14.24						19.38				
SCENARIO 2	PUNTI		1	2	3	4	5		6	7	8	10		11	12	13	15	16	17	18	19	20		21	22	23	24	25	26	27	28	29	30	31
	QUOTE [m s.l.m.]		129.91	129.30	126.37	128.29			127.62		121.47	121.30	118.12	117.37	117.30	117.53	117.60	120.65	121.18	122.67	122.43	122.44		122.87	122.97	122.97	122.69					120.32	120.19	119.31
	DISTANZE PROGRESSIVE [m]		0.00	1.76	6.58	9.49			21.19		30.50	32.24	38.59	46.19	51.17	58.16	63.18	69.32	76.15	85.77	90.84	105.04		119.28	121.08	121.08	123.90					143.28	147.69	149.74
	DISTANZE PARZIALI [m]				4.82				11.70		9.31		6.35	7.03	4.98	6.99	5.02	5.14	6.83	9.62	5.07		14.20		14.24						19.38			

STATO SOVRAPPOSTO
SEZIONE N° 01197BC07
SEZIONE N° 01197BC07

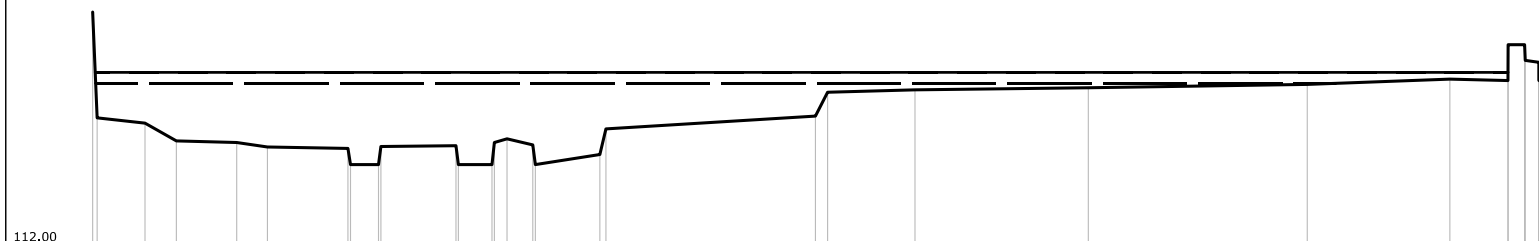
Livelli TR 30 - A - H=122.68 m. s.l.m.

Live||| TR 200 - A - H=123.42 m. s.l.m.

Live||f TR 30 - S2 - H=122.68 m. s.l.m.

Live TR 200 - S2 - H=123.40 m. s.l.m.

SCALA DISTANZE 1:500
SCALA QUOTE 1:500



STATO ATTUALE		SCENARIO 2																							
		STATO ATTUALE																							
PUNTI		1	3	4	5	6	7	9	11	13	15	16	18	20	21	22	23	24	25	26	28	30			
QUOTE [m s.l.m.]		127.39	120.05	118.87	118.76	118.47	118.37	117.30	118.55	117.30	119.01	118.61	117.97	120.51	122.09	122.25	122.38	122.61	122.96	122.86	125.23	124.07			
DISTANZE PROGRESSIVE [m]		0.00	3.46	5.53	9.53	11.56	16.88	18.90	24.02	26.41	27.40	29.11	33.54	47.80	48.60	54.38	65.84	80.32	89.75	93.59	94.69	95.64			
DISTANZE PARZIALI [m]		3.16	4.00	5.32	5.32	4.96	4.96	4.27	13.86	5.78	11.46	14.48	9.43	3.84											
PUNTI		1	3	4	5	6	7	9	11	13	15	16	18	20	21	22	23	24	25	26	28	30			
QUOTE [m s.l.m.]		127.39	120.05	118.87	118.76	118.47	118.37	117.30	118.55	117.30	119.01	118.61	117.97	120.51	122.09	122.25	122.38	122.61	122.96	122.86	125.23	124.07			
DISTANZE PROGRESSIVE [m]		0.00	3.46	5.53	9.53	11.56	16.88	18.90	24.02	26.41	27.40	29.11	33.54	47.80	48.60	54.38	65.84	80.32	89.75	93.59	94.69	95.64			
DISTANZE PARZIALI [m]		3.16	4.00	5.32	5.32	4.96	4.96	4.27	13.86	5.78	11.46	14.48	9.43	3.84											

STATO SOVRAPPONTO
SEZIONE N° 01196__06
SEZIONE N° 01196__06

Livello TR 30 - A - H=122.63 m. s.l.m.
Livello TR 200 - A - H=123.35 m. s.l.m.
Livello TR 30 - S2 - H=122.64 m. s.l.m.
Livello TR 200 - S2 - H=123.33 m. s.l.m.

SCALA DISTANZE 1:1000
SCALA QUOTE 1:500

112.00

STATO ATTUALE	PUNTI			1	3	5	7	8	10	11	12	13	14	15	16	17	18	19	20	21	22	23	24	25	26	27	28	29	30	31	32	33	34	35	36	37	38	39	40	41	42	43	44	45	46	47	48	49	50	51	52	53	54	
	QUOTE [m s.l.m.]			129.63	130.17	130.40	129.94	129.63	130.09	129.77	128.97		127.55	126.56	126.45	122.18	121.30	120.56	118.87	117.75	117.35	117.22	117.16	117.05	117.01	117.03	117.02	117.10	117.16	117.21	117.31	117.45	117.76	117.98	118.76	120.24	121.20	121.60	121.66	121.73	122.01	122.40	123.92	122.16		122.18	122.15	122.14						
	DISTANZE PROGRESSIVE [m]			0.00	1.49	3.95	6.88	9.74	13.03	18.92		27.60	29.61	31.21	36.74	38.08	42.83	48.74	51.72	53.32	55.50	58.26	60.75	62.68	66.86	68.85	71.10	72.84	75.10	76.75	78.67	80.38	82.82	87.07	90.97	96.82	102.67	107.52	112.54	116.92	121.97	123.69	129.28	137.39	144.37	151.87								
	DISTANZE PARZIALI [m]								5.89	8.68			5.31			5.91																		5.85	5.85	4.85	5.02	5.05		5.58	8.11	6.98	7.50											
	SCENARIO 2	PUNTI			1	3	5	7	8	10	11	12	13	14	15	16	17	18	19	20	21	22	23	24	25	26	27	28	29	30	31	32	33	34	35	36	37	38	39	40	41	42	43	44	45	46	47	48	49	50	51	52	53	54
QUOTE [m s.l.m.]			129.63	130.17	130.40	129.94	129.63	127.74	127.71	127.60	127.55	126.56	126.45	122.18	121.30	120.56	118.87	117.75	117.35	117.22	117.16	117.05	117.01	117.03	117.02	117.10	117.16	117.21	117.31	117.45	117.76	117.98	118.76	120.24	121.20	121.60	121.66	121.73	122.01	122.40	123.92	122.16		122.18	122.15	122.14								
DISTANZE PROGRESSIVE [m]			0.00	1.49	3.95	6.88	10.95	13.72	23.45		27.60	29.61	31.21	36.74	38.08	42.83	48.74	51.72	53.32	55.50	58.26	60.75	62.68	66.86	68.85	71.10	72.84	75.10	76.75	78.67	80.38	82.82	87.07	90.97	96.82	102.67	107.52	112.54	116.92	121.97	123.69	129.28	137.39	144.37	151.87									
DISTANZE PARZIALI [m]								9.73				5.31			5.91																		5.85	5.85	4.85	5.02	5.05		5.58	8.11	6.98	7.50												

STATO SOVRAPPOSTO
SEZIONE N° 01191__07
SEZIONE N° 01191__07

Livelli TR 30 - A - H=122.75 m. s.l.m.

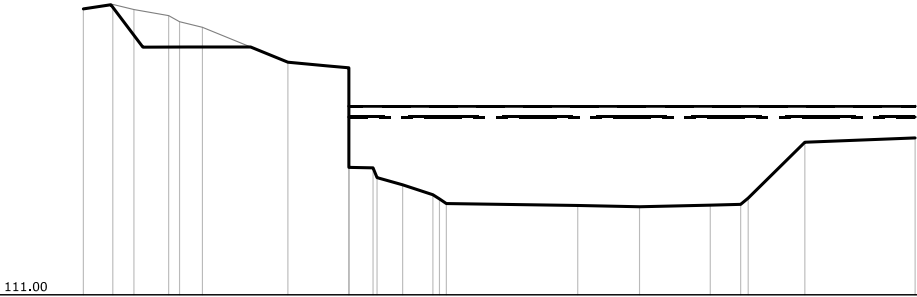
Livelli TR 200 - A - H=123.48 m. s.l.m.

Livelli TR 30 - S2 - H=122.76 m. s.l.m.

Livelli TR 200 - S2 - H=123.46 m. s.l.m.

SCALA DISTANZE 1:1000
SCALA QUOTE 1:500

111.00

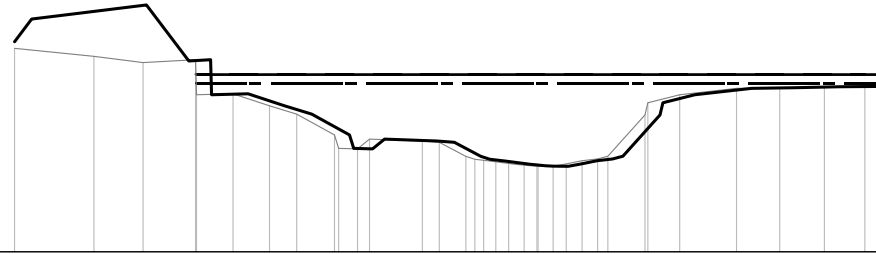


STATO ATTUALE	PUNTI	1	2	3	4	5	6	7	8	10	12	13	15	16	17	18	19	21	22
	QUOTE [m s.l.m.]	129.90	130.20	129.86	129.46	129.06	128.69	126.38	126.01	119.40	118.27	117.62	117.03	116.91	116.82	116.93	116.98	121.09	121.37
	DISTANZE PROGRESSIVE [m]	0.00	3.89	6.68	11.28	12.72	15.75	27.06	35.11	38.32	42.22	46.22	46.00	65.39	73.55	82.91	86.93	95.43	110.00
	DISTANZE PARZIALI [m]						11.31	8.05						17.39	8.16	9.36		7.50	14.57
SCENARIO 2	PUNTI	1	2	3	4	5	7	8	9	11	13	14	16	17	18	19	20	22	23
	QUOTE [m s.l.m.]	129.90	130.18	127.38	127.39	127.39	126.38	126.14	126.01	119.40	118.27	117.62	117.03	116.91	116.82	116.93	116.98	121.09	121.37
	DISTANZE PROGRESSIVE [m]	0.00	3.64	7.88	13.88	21.26	27.06	32.23	35.11	38.32	42.22	46.22	46.00	65.39	73.55	82.91	86.93	95.43	110.00
	DISTANZE PARZIALI [m]			6.00	7.38	4.93	5.17							17.39	8.16	9.36		7.50	14.57

SEZIONE N° 01185__06

Livelli TR 200 - S2 - H=122.72 m. s.l.m.

111.00

[illegible]

STATO SOVRAPPOSTO
SEZIONE N° 01177__07
SEZIONE N° 01177__07

Livelli TR 30 - A - H=121.96 m. s.l.m.
Livelli TR 200 - A - H=122.58 m. s.l.m.
Livelli TR 30 - S2 - H=121.96 m. s.l.m.
Livelli TR 200 - S2 - H=122.56 m. s.l.m.

SCALA DISTANZE 1:500
SCALA QUOTE 1:500

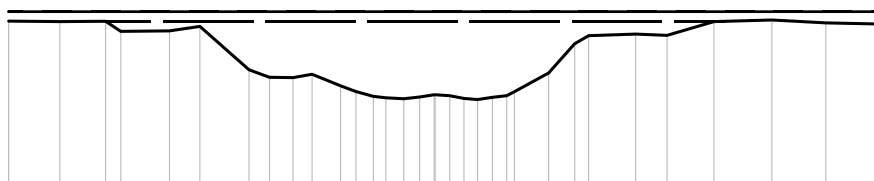


STATO ATTUALE	PUNTI																								
	1	2	3	5	6	7	8	9	10	11	12	13	14	15	16	17	18	19	20	21	22	23	24	25	
	QUOTE [m s.l.m.]																								
	121.49	121.51	121.43	120.94	120.70	117.61	117.34	117.45	118.10	117.05	116.78	116.63	116.84	116.83	116.91	117.57	118.51	118.50	120.11	120.82	121.39	121.38	121.09	121.09	
SCENARIO 2	DISTANZE PROGRESSIVE [m]																								
	0.00	10.23	12.19	13.00	23.79	29.87	30.75	31.72	35.57	40.20	41.97	55.96	56.99	58.89	62.47	64.70	65.69	68.76	71.96	84.21	86.44	88.34	96.49	97.64	
	DISTANZE PARZIALI [m]																								
		10.23			10.79	6.08		3.85	4.63			13.99		3.58		3.07	3.20		12.25			8.15			
STATO ATTUALE	PUNTI																								
	1	2	3	5	6	7	8	9	10	11	12	13	14	15	16	17	18	19	20	21	22	23	24	25	
	QUOTE [m s.l.m.]																								
	121.49	121.51	121.43	120.94	120.70	117.61	117.34	117.45	118.10	117.05	116.78	116.63	116.84	116.83	116.91	117.57	118.51	118.50	120.11	120.82	121.39	121.38	121.09	121.09	
SCENARIO 2	DISTANZE PROGRESSIVE [m]																								
	0.00	10.23	12.19	13.00	23.79	29.87	30.75	31.72	35.57	40.20	41.97	55.96	56.99	58.89	62.47	64.70	65.69	68.76	71.96	84.21	86.44	88.34	96.49	97.64	
	DISTANZE PARZIALI [m]																								
		10.23			10.79	6.08		3.85	4.63			13.99		3.58		3.07	3.20		12.25			8.15			

SEZIONE N° 01175_06

Live TR 200 - S2 - H=122.32 m. s.l.m.

111.00



STATO ATTUALE																																		
SCENARIO 2	PUNTI	1	2	3	4	5	6	7	8	9	10	11	12	13	14	15	16	17	19	20	22	23	25	26	27	28	29	30	31	32	33			
	QUOTE [m s.l.m.]	121.69	121.66	121.68	121.01	121.05	121.34	118.47	117.98	117.96	118.18	117.42	117.03	116.72	116.62	116.56	116.68	116.82	116.76	116.58	116.51	116.65	116.76	118.26	120.20	120.73	120.83	120.75	121.66	121.77	121.58	121.49		
	DISTANZE PROGRESSIVE [m]	0.00	6.78	12.83	14.83	21.28	25.30	31.80	34.51	37.61	40.13	43.90	45.94	48.24	49.90	52.26	54.36	56.28	58.33	60.22	62.03	63.99	65.87	71.41	74.86	76.72	82.94	87.09	93.29	100.95	108.09	116.01		
	DISTANZE PARZIALI [m]	6.78	6.05	6.45			6.50																			6.22	6.20	7.66	7.14	7.92				
SCENARIO 2	PUNTI	1	2	3	4	5	6	7	8	9	10	11	12	13	14	15	16	17	19	20	22	23	25	26	27	28	29	30	31	32	33			
	QUOTE [m s.l.m.]	121.69	121.66	121.68	121.01	121.05	121.34	118.47	117.98	117.96	118.18	117.42	117.03	116.72	116.62	116.56	116.68	116.82	116.76	116.58	116.51	116.65	116.76	118.26	120.20	120.73	120.83	120.75	121.66	121.77	121.58	121.49		
	DISTANZE PROGRESSIVE [m]	0.00	6.78	12.83	14.83	21.28	25.30	31.80	34.51	37.61	40.13	43.90	45.94	48.24	49.90	52.26	54.36	56.28	58.33	60.22	62.03	63.99	65.87	71.41	74.86	76.72	82.94	87.09	93.29	100.95	108.09	116.01		
	DISTANZE PARZIALI [m]	6.78	6.05	6.45			6.50																			6.22	6.20	7.66	7.14	7.92				

STATO SOVRAPPOSTO
SEZIONE N° 01169__07
SEZIONE N° 01169__07

Livelli TR 30 - A - H=121.77 m. s.l.m.

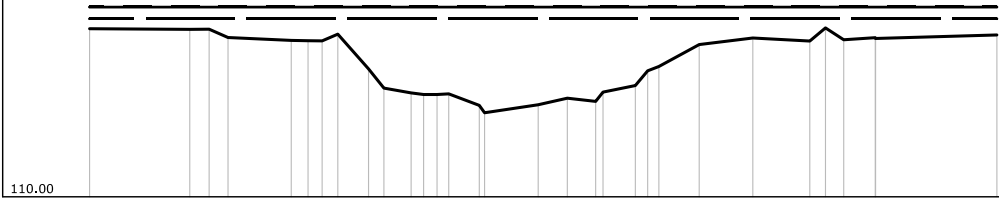
Livelli TR 200 - A - H=122.55 m. s.l.m.

Livelli TR 30 - S2 - H=121.77 m. s.l.m.

Livelli TR 200 - S2 - H=122.54 m. s.l.m.

SCALA DISTANZE 1:1000
SCALA QUOTE 1:500

110.00

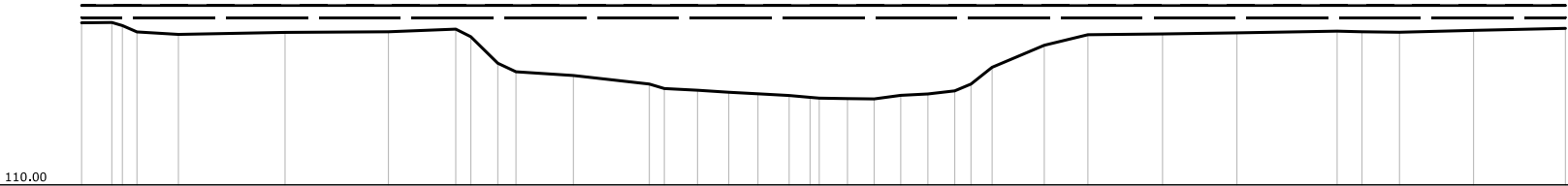


SCENARIO 2	STATO ATTUALE	STATO ATTUALE																														
		PUNTI																														
		1	2	3	4	5	6	7	8	9	10	11	12	13	14	15	17	18	19	21	22	23	24	25	26	27	28	29	31			
		QUOTE [m s.l.m.]	121.11	121.07	121.08	120.53	120.34	120.32	120.31	120.76	118.46	117.19	116.87	116.76	116.81	116.05	116.09	116.52	116.31	117.36	118.33	118.62	120.07	120.50	120.30	121.17	120.39	120.52	120.70			
		DISTANZE PROGRESSIVE [m]	0.00	13.25	15.81	18.32	26.68	28.90	30.76	32.83	36.89	38.93	42.52	44.16	45.97	51.54	59.33	63.20	66.94	72.19	73.82	75.29	80.64	87.72	95.26	97.33	99.74	103.92	120.00			
DISTANZE PARZIALI [m]			13.25			8.36									7.08						5.35	7.08	7.54				16.04					
SCENARIO 2	STATO ATTUALE	STATO ATTUALE																														
		PUNTI																														
		1	2	3	4	5	6	7	8	9	10	11	12	13	14	15	17	18	19	21	22	23	24	25	26	27	28	29	31			
		QUOTE [m s.l.m.]	121.11	121.07	121.08	120.53	120.34	120.32	120.31	120.76	118.46	117.19	116.87	116.76	116.81	116.05	116.09	116.52	116.31	117.36	118.33	118.62	120.07	120.50	120.30	121.17	120.39	120.52	120.70			
		DISTANZE PROGRESSIVE [m]	0.00	13.25	15.81	18.32	26.68	28.90	30.76	32.83	36.89	38.93	42.52	44.16	45.97	51.54	59.33	63.20	66.94	72.19	73.82	75.29	80.64	87.72	95.26	97.33	99.74	103.92	120.00			
DISTANZE PARZIALI [m]			13.25			8.36									7.08						5.35	7.08	7.54				16.04					

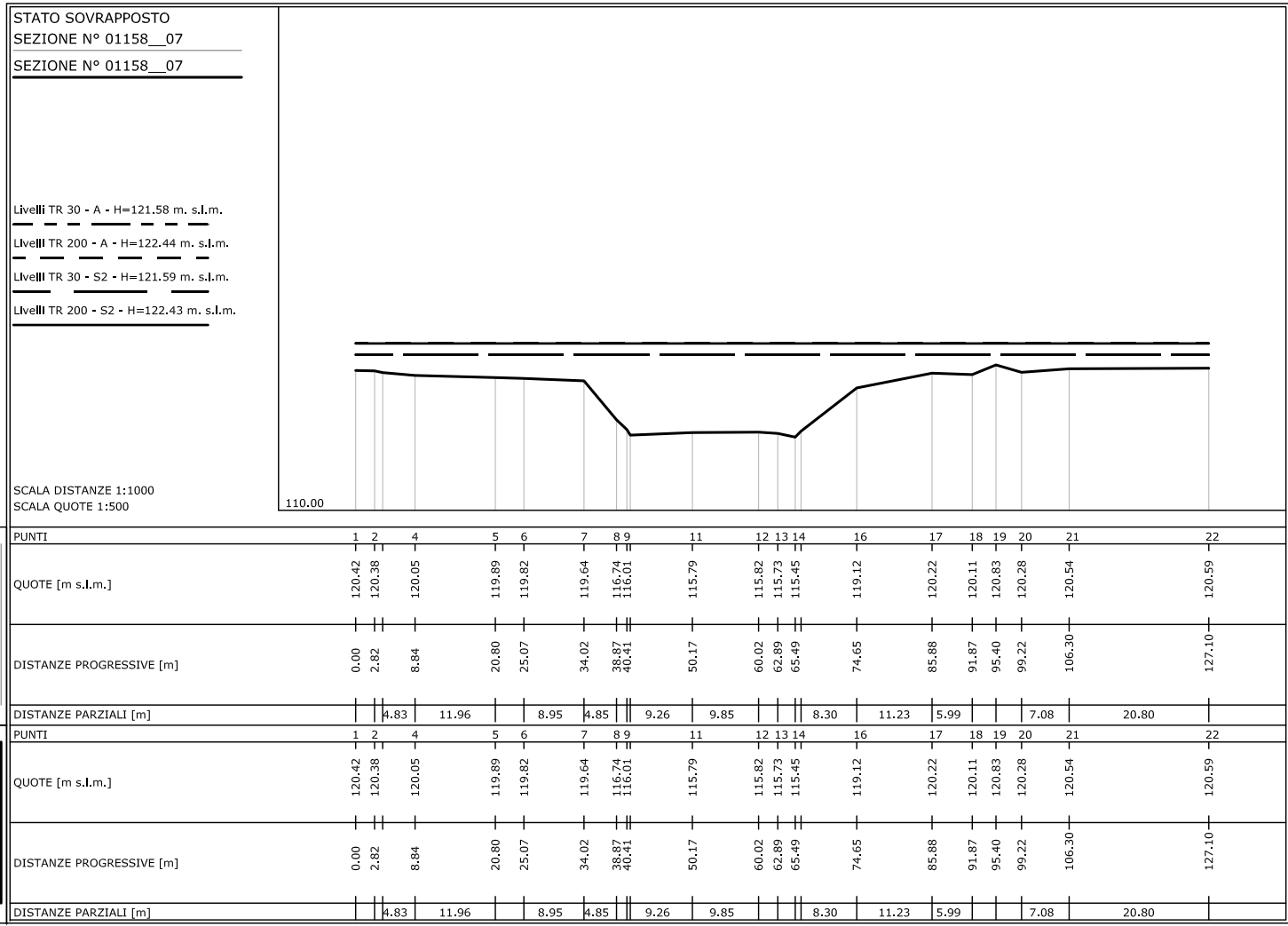
STATO SOVRAPPOSTO
SEZIONE N° 01165__06
SEZIONE N° 01165__06

Livello TR 30 - A - H=121.42 m. s.l.m.
Livello TR 200 - A - H=122.25 m. s.l.m.
Livello TR 30 - S2 - H=121.42 m. s.l.m.
Livello TR 200 - S2 - H=122.24 m. s.l.m.

SCALA DISTANZE 1:500
SCALA QUOTE 1:500



STATO ATTUALE	PUNTI																																			
	1	2	3	4	5	6	7	8	9	10	11	12	13	14	15	16	17	18	19	20	21	22	23	24	25	26	27	28	29	30	31	32	33	34	35	36
	QUOTE [m s.l.m.]	121.06	121.08	120.87	120.44	120.27	120.41	120.45	120.63	120.11	118.30	117.72	117.46	116.88	116.57	116.46	116.32	116.21	116.10	115.92	115.89	115.87	116.11	116.20	116.42	116.88	118.02	119.53	120.25	120.30	120.37	120.49	120.45	120.42	120.54	120.68
	DISTANZE PROGRESSIVE [m]	0.00	2.06	2.78	3.78	6.60	13.88	20.93	25.52	26.54	28.39	29.62	33.54	38.72	39.74	42.01	44.14	46.13	48.25	49.68	50.31	52.23	54.05	55.86	57.71	59.55	60.66	62.10	65.65	68.63	73.72	78.79	85.62	87.32	89.88	94.93
SCENARIO 2	PUNTI																																			
	1	2	3	4	5	6	7	8	9	10	11	12	13	14	15	16	17	18	19	20	21	22	23	24	25	26	27	28	29	30	31	32	33	34	35	36
	QUOTE [m s.l.m.]	121.06	121.08	120.87	120.44	120.27	120.41	120.45	120.63	120.11	118.30	117.72	117.46	116.88	116.57	116.46	116.32	116.21	116.10	115.92	115.89	115.87	116.11	116.20	116.42	116.88	118.02	119.53	120.25	120.30	120.37	120.49	120.45	120.42	120.54	120.68
	DISTANZE PROGRESSIVE [m]	0.00	2.06	2.78	3.78	6.60	13.88	20.93	25.52	26.54	28.39	29.62	33.54	38.72	39.74	42.01	44.14	46.13	48.25	49.68	50.31	52.23	54.05	55.86	57.71	59.55	60.66	62.10	65.65	68.63	73.72	78.79	85.62	87.32	89.88	94.93
DISTANZE PARZIALI [m]					2.82	7.28		7.05		4.59		3.92	5.18														3.55	2.98	5.09	5.07	6.83		2.56	5.05	6.26	

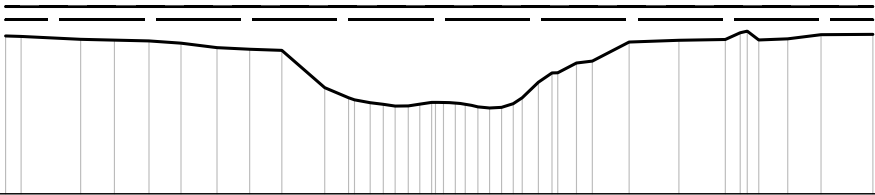


STATO SOVRAPPOSTO
SEZIONE N° 01153__06
SEZIONE N° 01153__06

Livelli TR 30 - A - H=121.51 m. s.l.m.
Livelli TR 200 - A - H=122.39 m. s.l.m.
Livelli TR 30 - S2 - H=121.51 m. s.l.m.
Livelli TR 200 - S2 - H=122.37 m. s.l.m.

SCALA DISTANZE 1:1000
SCALA QUOTE 1:500

110.00

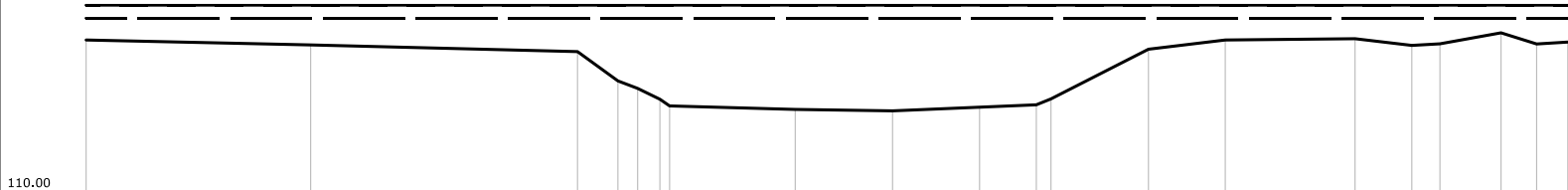


STATO ATTUALE	STATO ATTUALE																																								
	PUNTI	1	2	3	4	5	6	7	8	9	10	11	13	14	15	16	17	18	19	20	21	22	23	24	25	26	28	29	31	32	33	34	35	36	38	39	40	41			
	QUOTE [m s.l.m.]	120.44	120.41	120.22	120.16	120.11	119.96	119.67	119.56	119.49	117.02	116.35	116.02	115.92	115.80	115.81	115.81	115.81	115.81	115.81	115.81	115.81	115.81	115.81	115.81	115.81	115.81	115.81	115.81	115.81	115.81	115.81	115.81	115.81	115.81	115.81	115.81	115.81			
	DISTANZE PROGRESSIVE [m]	0.00	2.05	9.92	14.40	18.96	23.19	27.95	32.28	36.52	42.21	45.35	48.22	49.96	51.52	53.26	54.78	55.38	57.91	58.47	59.47	62.45	64.01	65.60	67.13	70.47	72.25	75.49	77.60	82.47	89.04	95.19	97.16	99.60	103.43	107.84	114.69				
	DISTANZE PARZIALI [m]			7.87						5.69																				4.87	6.57	6.15					6.85				
SCENARIO 2	SCENARIO 2																																								
	PUNTI	1	2	3	4	5	6	7	8	9	10	11	13	14	15	16	17	18	19	20	21	22	23	24	25	26	28	29	31	32	33	34	35	36	38	39	40	41			
	QUOTE [m s.l.m.]	120.44	120.41	120.22	120.16	120.11	119.96	119.67	119.56	119.49	117.02	116.35	116.02	115.92	115.80	115.81	115.81	115.81	115.81	115.81	115.81	115.81	115.81	115.81	115.81	115.81	115.81	115.81	115.81	115.81	115.81	115.81	115.81	115.81	115.81	115.81	115.81	115.81			
	DISTANZE PROGRESSIVE [m]	0.00	2.05	9.92	14.40	18.96	23.19	27.95	32.28	36.52	42.21	45.35	48.22	49.96	51.52	53.26	54.78	55.38	57.91	58.47	59.47	62.45	64.01	65.60	67.13	70.47	72.25	75.49	77.60	82.47	89.04	95.19	97.16	99.60	103.43	107.84	114.69				
	DISTANZE PARZIALI [m]			7.87						5.69																				4.87	6.57	6.15					6.85				

STATO SOVRAPPOSTO
SEZIONE N° 01146__07
SEZIONE N° 01146__07

Livello TR 30 - A - H=121.48 m. s.l.m.
Livello TR 200 - A - H=122.34 m. s.l.m.
Livello TR 30 - S2 - H=121.48 m. s.l.m.
Livello TR 200 - S2 - H=122.33 m. s.l.m.

SCALA DISTANZE 1:500
SCALA QUOTE 1:500



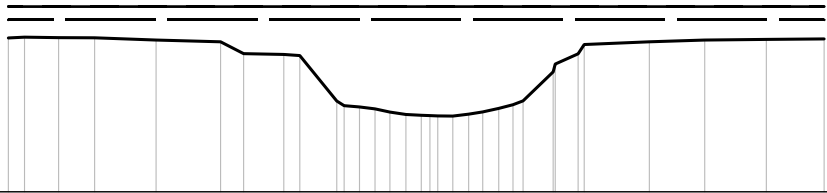
STATO ATTUALE	PUNTI																			
	1	2	3	4	5	6	7	8	9	10	11	12	13	14	15	16	17	18	19	20
	QUOTE [m s.l.m.]																			
	DISTANZE PROGRESSIVE [m]																			
	DISTANZE PARZIALI [m]																			
SCENARIO 2	1	2	3	4	5	6	7	8	9	10	11	12	13	14	15	16	17	18	19	20
	QUOTE [m s.l.m.]																			
	DISTANZE PROGRESSIVE [m]																			
	DISTANZE PARZIALI [m]																			
	1	2	3	4	5	6	7	8	9	10	11	12	13	14	15	16	17	18	19	20

STATO SOVRAPPOSTO
SEZIONE N° 01144__06
SEZIONE N° 01144__06

Livello TR 30 - A - H=121.37 m. s.l.m.
Livello TR 200 - A - H=122.26 m. s.l.m.
Livello TR 30 - S2 - H=121.37 m. s.l.m.
Livello TR 200 - S2 - H=122.25 m. s.l.m.

SCALA DISTANZE 1:1000
SCALA QUOTE 1:500

110.00



STATO ATTUALE	PUNTI																															
	1	2	3	4	5	6	7	8	9	10	11	12	13	14	15	16	17	18	19	20	21	22	23	24	25	26	27	28	29	30	31	32
	QUOTE [m s.l.m.]																															
	DISTANZE PROGRESSIVE [m]																															
	DISTANZE PARZIALI [m]																															
SCENARIO 2	PUNTI																															
	1	2	3	4	5	6	7	8	9	10	11	12	13	14	15	16	17	18	19	20	21	22	23	24	25	26	27	28	29	30	31	32
	QUOTE [m s.l.m.]																															
	DISTANZE PROGRESSIVE [m]																															
	DISTANZE PARZIALI [m]																															

STATO SOVRAPPOSTO
SEZIONE N° 01139__07
SEZIONE N° 01139__07

Livello TR 30 - A - H=121.25 m. s.l.m.

Livello TR 200 - A - H=122.10 m. s.l.m.

Livello TR 30 - S2 - H=121.25 m. s.l.m.

Livello TR 200 - S2 - H=122.08 m. s.l.m.

SCALA DISTANZE 1:1000
SCALA QUOTE 1:500

109.00

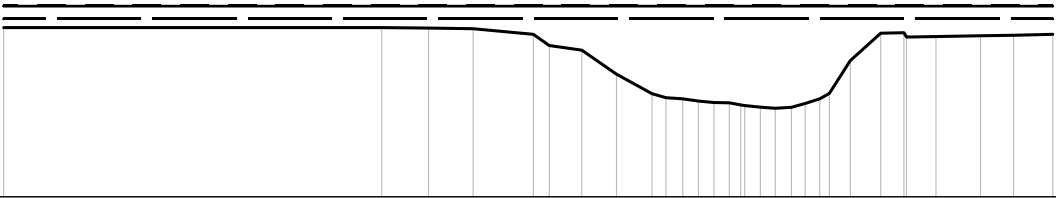
STATO ATTUALE	PUNTI	1	2	3	4	5	6	7	8	9	10	11	12	14	15	16	18
	QUOTE [m s.l.m.]	120.25	120.19	119.82	119.67	119.10	118.00	115.93	115.62	115.21	114.93	115.22	115.43	118.21	119.71	119.47	119.70
	DISTANZE PROGRESSIVE [m]	0.00	2.47	16.16	27.96	29.86	40.87	46.79	48.36	55.88	63.46	69.41	74.12	77.22	80.09	93.01	104.89
	DISTANZE PARZIALI [m]			13.69		11.80		11.01	5.92	7.52	7.58	5.95				12.92	11.87
SCENARIO 2	PUNTI	1	2	3	4	5	6	7	8	9	10	11	12	14	15	16	18
	QUOTE [m s.l.m.]	120.25	120.19	119.82	119.67	119.10	118.00	115.93	115.62	115.21	114.93	115.22	115.43	118.21	119.71	119.47	119.70
	DISTANZE PROGRESSIVE [m]	0.00	2.47	16.16	27.96	29.86	40.87	46.79	48.36	55.88	63.46	69.41	74.12	77.22	80.09	93.01	104.89
	DISTANZE PARZIALI [m]			13.69		11.80		11.01	5.92	7.52	7.58	5.95				12.92	11.87

STATO SOVRAPPOSTO
SEZIONE N° 01135__06
SEZIONE N° 01135__06

Livello TR 30 - A - H=120.76 m. s.l.m.
Livello TR 200 - A - H=121.62 m. s.l.m.
Livello TR 30 - S2 - H=120.76 m. s.l.m.
Livello TR 200 - S2 - H=121.61 m. s.l.m.

SCALA DISTANZE 1:1000
SCALA QUOTE 1:500

109.00



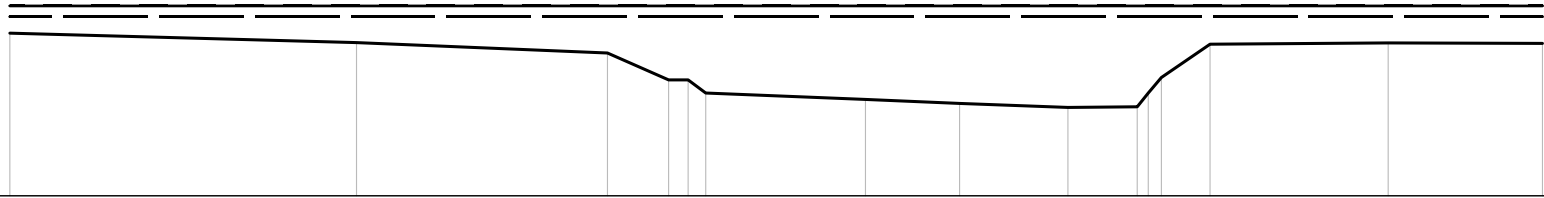
STATO ATTUALE	PUNTI	1																				2	3	4			5	6	7	8	9	10	11	12	13	14	15	17	18	19	20	22	23	24	25	27	28	29	30	
	QUOTE [m s.l.m.]	120.19																				120.19	120.16	120.11			119.74	119.00	118.70	117.11	115.82	115.55	115.48	115.39	115.24	115.21	115.08	114.93	114.85	114.92	115.17	115.48	118.01	119.82	119.85	119.60	119.65	119.68	119.74	
	DISTANZE PROGRESSIVE [m]	0.00																				50.00	56.18	62.08			70.05	72.16	76.46	81.05	85.76	87.60	89.81	91.90	93.95	95.97	97.47	100.08	102.05	104.19	106.01	107.94	109.20	111.98	116.00	119.08	123.30	129.19	133.58	138.75
	DISTANZE PARZIALI [m]		50.00																			6.18	5.90	7.97																										
SCENARIO 2	PUNTI	1																				2	3	4			5	6	7	8	9	10	11	12	13	14	15	17	18	19	20	22	23	24	25	27	28	29	30	
	QUOTE [m s.l.m.]	120.19																				120.19	120.16	120.11			119.74	119.00	118.70	117.11	115.82	115.55	115.48	115.39	115.24	115.21	115.08	114.93	114.85	114.92	115.17	115.48	118.01	119.82	119.85	119.60	119.65	119.68	119.74	
	DISTANZE PROGRESSIVE [m]	0.00																				50.00	56.18	62.08			70.05	72.16	76.46	81.05	85.76	87.60	89.81	91.90	93.95	95.97	97.47	100.08	102.05	104.19	106.01	107.94	109.20	111.98	116.00	119.08	123.30	129.19	133.58	138.75
	DISTANZE PARZIALI [m]		50.00																			6.18	5.90	7.97																										

STATO SOVRAPPOSTO
SEZIONE N° 01134__07
SEZIONE N° 01134__07

Livello TR 30 - A - H=120.85 m. s.l.m.
Livello TR 200 - A - H=121.56 m. s.l.m.
Livello TR 30 - S2 - H=120.85 m. s.l.m.
Livello TR 200 - S2 - H=121.55 m. s.l.m.

SCALA DISTANZE 1:500
SCALA QUOTE 1:500

109.00



STATO ATTUALE	PUNTI																											
	1	2					3	4	5	6	7	8	9	10	11	12	13	14	15									
	QUOTE [m s.l.m.]	119.76	119.13					118.44	116.67	116.66	115.80	115.37	115.11	114.84	114.89	115.80	116.82	119.03	119.11	119.08								
	DISTANZE PROGRESSIVE [m]	0.00	22.93					39.52	43.56	44.86	46.02	56.58	62.81	69.97	74.55	75.29	76.15	79.37	91.15	101.35								
	DISTANZE PARZIALI [m]		22.93						16.59					4.04				10.56	6.23	7.16	4.58				3.22		11.78	10.20
SCENARIO 2	PUNTI																											
	1	2					3	4	5	6	7	8	9	10	11	12	13	14	15									
	QUOTE [m s.l.m.]	119.76	119.13					118.44	116.67	116.66	115.80	115.37	115.11	114.84	114.89	115.80	116.82	119.03	119.11	119.08								
	DISTANZE PROGRESSIVE [m]	0.00	22.93					39.52	43.56	44.86	46.02	56.58	62.81	69.97	74.55	75.29	76.15	79.37	91.15	101.35								
	DISTANZE PARZIALI [m]		22.93						16.59					4.04				10.56	6.23	7.16	4.58				3.22		11.78	10.20

STATO SOVRAPPOSTO
SEZIONE N° 01122__06
SEZIONE N° 01122__06

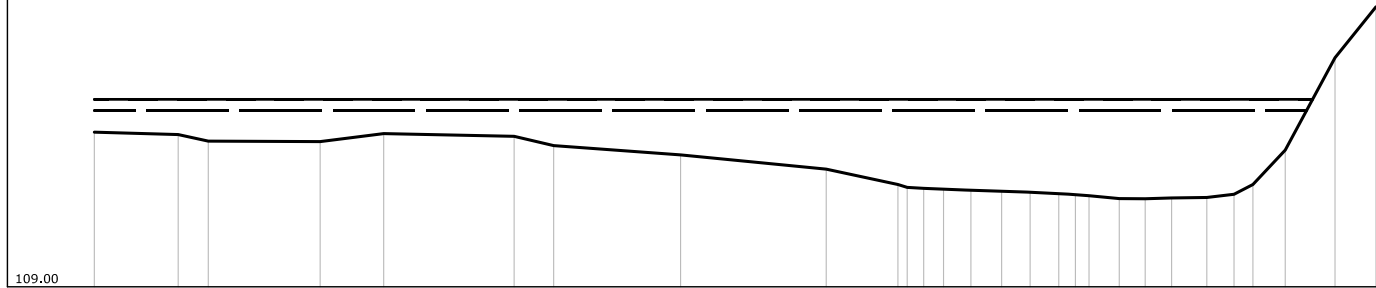
Livelli TR 30 - A - H=120.65 m. s.l.m.

Live|| TR 200 - A - H=121.39 m. s.l.m.

Livello TR 30 - S2 - H=120.66 m. s.l.m.

Livelli TR 200 - S2 - H=121.40 m. s.l.m.

SCALA DISTANZE 1:500
SCALA QUOTE 1:500

[illegible]

STATO SOVRAPPOSTO

SEZIONE N° 01110__06

SEZIONE N° 01110__06

Livelli TR 30 - A - H=119.96 m. s.l.m.

Livelli TR 200 - A - H=120.96 m. s.l.m.

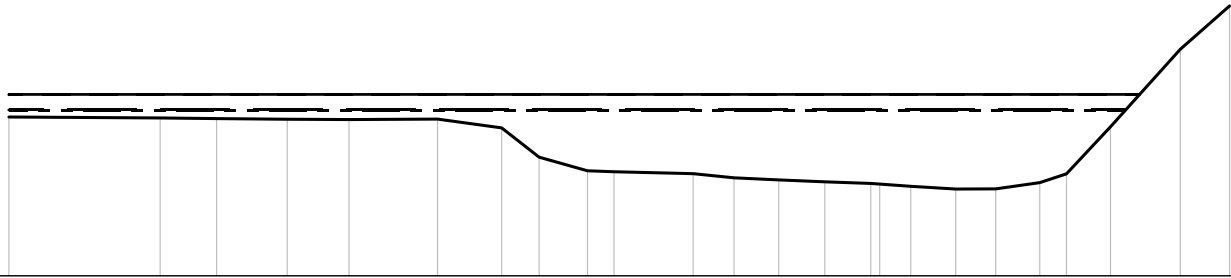
Livelli TR 30 - S2 - H=119.98 m. s.l.m.

Livelli TR 200 - S2 - H=120.99 m. s.l.m.

SCALA DISTANZE 1:500

SCALA QUOTE 1:500

109.00

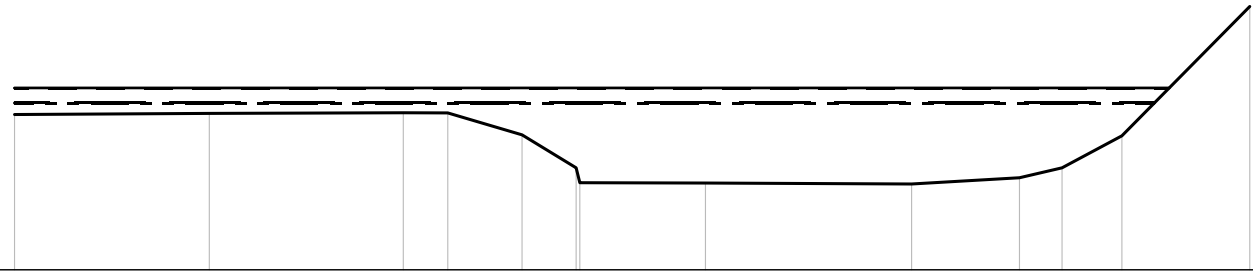


STATO ATTUALE	PUNTI	1	2	3	4	5	6	7	8	9	10	11	12	13	14	15	16	17	18	19	20	21	22	23	24
	QUOTE [m s.l.m.]	119.50	119.44	119.40	119.35	119.33	119.36	118.78	116.85	115.94	115.88	115.75	115.48	115.34	115.22	115.11	115.07	114.92	114.74	114.75	115.16	115.74	118.86	123.98	126.85
	DISTANZE PROGRESSIVE [m]	0.00	10.00	13.74	18.41	22.49	28.34	32.59	35.06	38.26	40.02	45.25	47.96	50.91	53.96	55.98	56.07	59.64	62.61	65.26	68.17	69.94	72.85	77.46	80.72
	DISTANZE PARZIALI [m]		10.00	3.74	4.67	4.08	5.85	4.25	2.47	3.20		5.23	2.71	2.95	3.05	3.03		2.97	2.65	2.91		2.91	4.61	3.26	
SCENARIO 2	PUNTI	1	2	3	4	5	6	7	8	9	10	11	12	13	14	15	16	17	18	19	20	21	22	23	24
	QUOTE [m s.l.m.]	119.50	119.44	119.40	119.35	119.33	119.36	118.78	116.85	115.94	115.88	115.75	115.48	115.34	115.22	115.11	115.07	114.92	114.74	114.75	115.16	115.74	118.86	123.98	126.85
	DISTANZE PROGRESSIVE [m]	0.00	10.00	13.74	18.41	22.49	28.34	32.59	35.06	38.26	40.02	45.25	47.96	50.91	53.96	55.98	56.07	59.64	62.61	65.26	68.17	69.94	72.85	77.46	80.72
	DISTANZE PARZIALI [m]		10.00	3.74	4.67	4.08	5.85	4.25	2.47	3.20		5.23	2.71	2.95	3.05	3.03		2.97	2.65	2.91		2.91	4.61	3.26	

SEZIONE N° 01106__07

Livelli TR 200 - S2 - H=121.03 m. s.l.m.

109.00

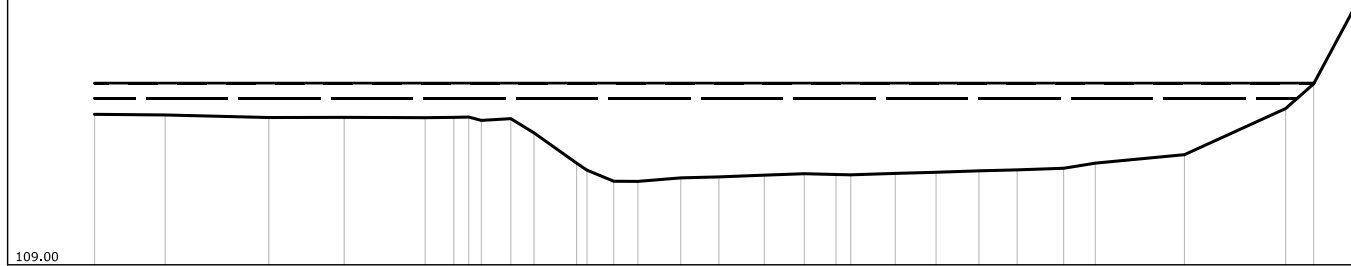


STATO ATTUALE	PUNTI	1		2		3	4	5	6		8		9		10	11	12		13
	QUOTE [m s.l.m.]	119.27		119.34		119.38	119.37	117.92	115.74		114.74		114.68		115.09	115.74	117.86		126.41
	DISTANZE PROGRESSIVE [m]	0.00		12.88		25.71	28.65	33.56	37.14		45.69		59.32		66.45	69.27	73.23		81.68
	DISTANZE PARZIALI [m]		12.88		12.83	2.94	4.91	3.58		8.31		13.63		7.13	2.82	3.96	8.45		
	PUNTI	1		2		3	4	5	6		8		9		10	11	12		13
SCENARIO 2	QUOTE [m s.l.m.]	119.27		119.34		119.38	119.37	117.92	115.74		114.74		114.68		115.09	115.74	117.86		126.41
	DISTANZE PROGRESSIVE [m]	0.00		12.88		25.71	28.65	33.56	37.14		45.69		59.32		66.45	69.27	73.23		81.68
	DISTANZE PARZIALI [m]		12.88		12.83	2.94	4.91	3.58		8.31		13.63		7.13	2.82	3.96	8.45		
	PUNTI	1		2		3	4	5	6		8		9		10	11	12		13

STATO SOVRAPPOSTO
SEZIONE N° 01099__06
SEZIONE N° 01099__06

Livelli TR 30 - A - H=120.00 m. s.l.m.
 Livelli TR 200 - A - H=120.99 m. s.l.m.
 Livelli TR 30 - S2 - H=120.02 m. s.l.m.
 Livelli TR 200 - S2 - H=121.02 m. s.l.m.

SCALA DISTANZE 1:500
SCALA QUOTE 1:500



STATO ATTUALE	STATO ATTUALE																														
	PUNTI	1	2	3	4	5	6	7	8	9	10	11	12	13	14	15	16	17	18	19	20	21	22	23	24	25	26	27	28	29	30
	QUOTE [m s.l.m.]	118.95	118.91	118.74	118.75	118.73	118.75	118.77	118.55	118.67	117.72	115.72	115.26	114.53	114.52	114.75	114.81	114.93	115.02	114.97	114.95	115.05	115.12	115.21	115.28	115.38	115.72	116.28	119.33	120.96	125.94
	DISTANZE PROGRESSIVE [m]	0.00	4.67	11.53	16.51	21.87	23.76	24.75	25.58	27.53	29.06	31.88	32.57	34.33	35.93	38.77	41.29	44.29	46.94	49.03	50.01	52.95	55.65	58.49	61.02	64.09	66.18	72.08	78.77	80.62	83.28
	DISTANZE PARZIALI [m]	4.67	6.86	4.98	5.36					2.82					2.84	2.52	3.00	2.65			2.94	2.70	2.84	2.53	3.07		5.90		6.69		2.66
SCENARIO 2	SCENARIO 2																														
	PUNTI	1	2	3	4	5	6	7	8	9	10	11	12	13	14	15	16	17	18	19	20	21	22	23	24	25	26	27	28	29	30
	QUOTE [m s.l.m.]	118.95	118.91	118.74	118.75	118.73	118.75	118.77	118.55	118.67	117.72	115.72	115.26	114.53	114.52	114.75	114.81	114.93	115.02	114.97	114.95	115.05	115.12	115.21	115.28	115.38	115.72	116.28	119.33	120.96	125.94
	DISTANZE PROGRESSIVE [m]	0.00	4.67	11.53	16.51	21.87	23.76	24.75	25.58	27.53	29.06	31.88	32.57	34.33	35.93	38.77	41.29	44.29	46.94	49.03	50.01	52.95	55.65	58.49	61.02	64.09	66.18	72.08	78.77	80.62	83.28
	DISTANZE PARZIALI [m]	4.67	6.86	4.98	5.36					2.82					2.84	2.52	3.00	2.65			2.94	2.70	2.84	2.53	3.07		5.90		6.69		2.66

STATO SOVRAPPOSTO
SEZIONE N° 01094__07
SEZIONE N° 01094__07

Livelli TR 30 - A - H=119.97 m. s.l.m.

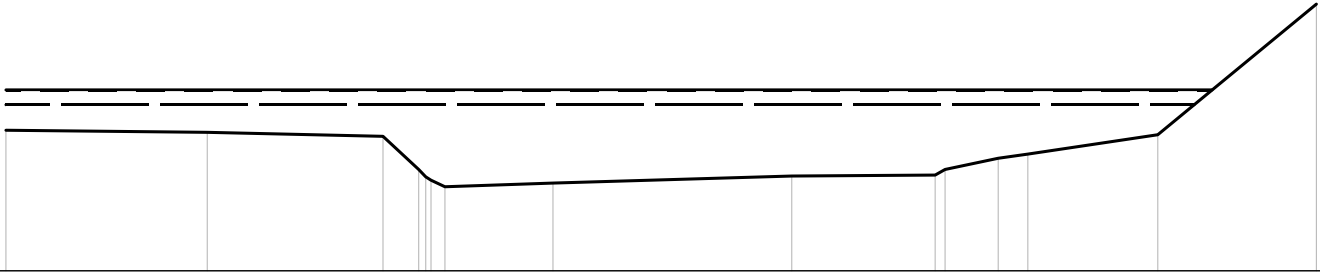
Livelli TR 200 - A - H=120.94 m. s.l.m.

Livelli TR 30 - S2 - H=119.99 m. s.l.m.

Livelli TR 200 - S2 - H=120.97 m. s.l.m.

SCALA DISTANZE 1:500
SCALA QUOTE 1:500

109.00



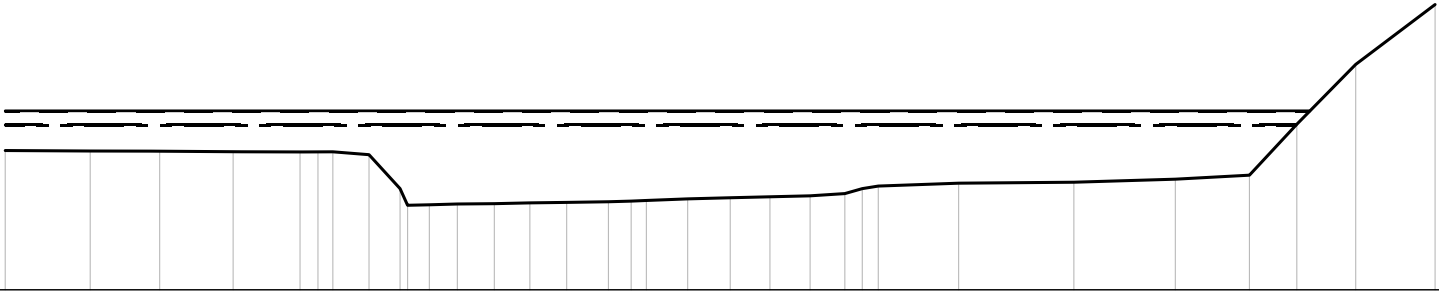
STATO ATTUALE	PUNTI	1	2	3	4	5	6	7	8	9	10	11	12	13	14	15
	QUOTE [m s.l.m.]	118.30	118.16	117.89	115.70	114.80	114.56	114.56	114.80	115.27	115.33	115.70	116.44	116.72	118.00	126.63
	DISTANZE PROGRESSIVE [m]	0.00	13.32	24.94	27.30	28.11	29.03	29.03	36.18	51.97	61.45	62.11	65.62	67.58	76.17	86.66
	DISTANZE PARZIALI [m]		13.32	11.62				7.15	15.79	9.48		3.51		8.59	10.49	
SCENARIO 2	PUNTI	1	2	3	4	5	6	7	8	9	10	11	12	13	14	15
	QUOTE [m s.l.m.]	118.30	118.16	117.89	115.70	114.80	114.56	114.56	114.80	115.27	115.33	115.70	116.44	116.72	118.00	126.63
	DISTANZE PROGRESSIVE [m]	0.00	13.32	24.94	27.30	28.11	29.03	29.03	36.18	51.97	61.45	62.11	65.62	67.58	76.17	86.66
	DISTANZE PARZIALI [m]		13.32	11.62				7.15	15.79	9.48		3.51		8.59	10.49	

STATO SOVRAPPOSTO
SEZIONE N° 01089__06
SEZIONE N° 01089__06

Livello TR 30 - A - H=119.88 m. s.l.m.
Livello TR 200 - A - H=120.79 m. s.l.m.
Livello TR 30 - S2 - H=119.91 m. s.l.m.
Livello TR 200 - S2 - H=120.83 m. s.l.m.

SCALA DISTANZE 1:500
SCALA QUOTE 1:500

109.00

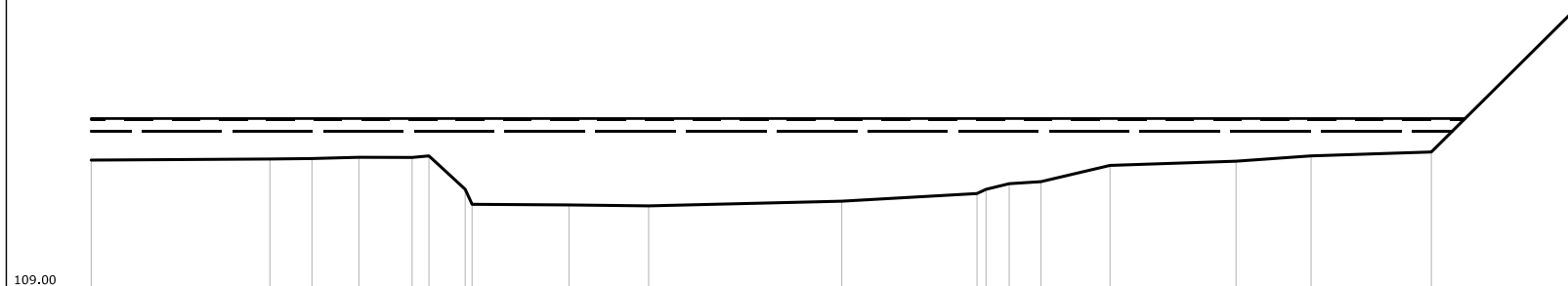


STATO ATTUALE	PUNTI	1	2	3	4	5	6	7	8	9	11	12	13	14	15	16	17	18	19	20	21	22	23	24	25	26	27	28	29	30	31	32
	QUOTE [m s.l.m.]	118.21	118.18	118.17	118.13	118.11	118.14	118.13	117.93	115.69	114.62	114.68	114.70	114.75	114.78	114.82	114.87	114.91	115.01	115.09	115.15	115.21	115.36	115.69	115.86	116.05	116.11	116.32	116.58	119.95	123.90	127.86
	DISTANZE PROGRESSIVE [m]	0.00	5.62	10.21	15.07	19.49	20.68	21.66	24.06	26.11	28.05	29.90	32.34	34.69	37.13	39.89	41.39	42.40	45.13	47.94	50.57	53.22	55.52	56.67	57.73	63.05	70.67	77.38	82.28	85.41	89.30	94.55
	DISTANZE PARZIALI [m]		5.62	4.59	4.86	4.42						2.44		2.44	2.76			2.73	2.81	2.63	2.65				5.32		7.62		6.71	4.90	3.13	3.89
SCENARIO 2	PUNTI	1	2	3	4	5	6	7	8	9	11	12	13	14	15	16	17	18	19	20	21	22	23	24	25	26	27	28	29	30	31	32
	QUOTE [m s.l.m.]	118.21	118.18	118.17	118.13	118.11	118.14	118.13	117.93	115.69	114.62	114.68	114.70	114.75	114.78	114.82	114.87	114.91	115.01	115.09	115.15	115.21	115.36	115.69	115.86	116.05	116.11	116.32	116.58	119.95	123.90	127.86
	DISTANZE PROGRESSIVE [m]	0.00	5.62	10.21	15.07	19.49	20.68	21.66	24.06	26.11	28.05	29.90	32.34	34.69	37.13	39.89	41.39	42.40	45.13	47.94	50.57	53.22	55.52	56.67	57.73	63.05	70.67	77.38	82.28	85.41	89.30	94.55
	DISTANZE PARZIALI [m]		5.62	4.59	4.86	4.42						2.44		2.44	2.76			2.73	2.81	2.63	2.65				5.32		7.62		6.71	4.90	3.13	3.89

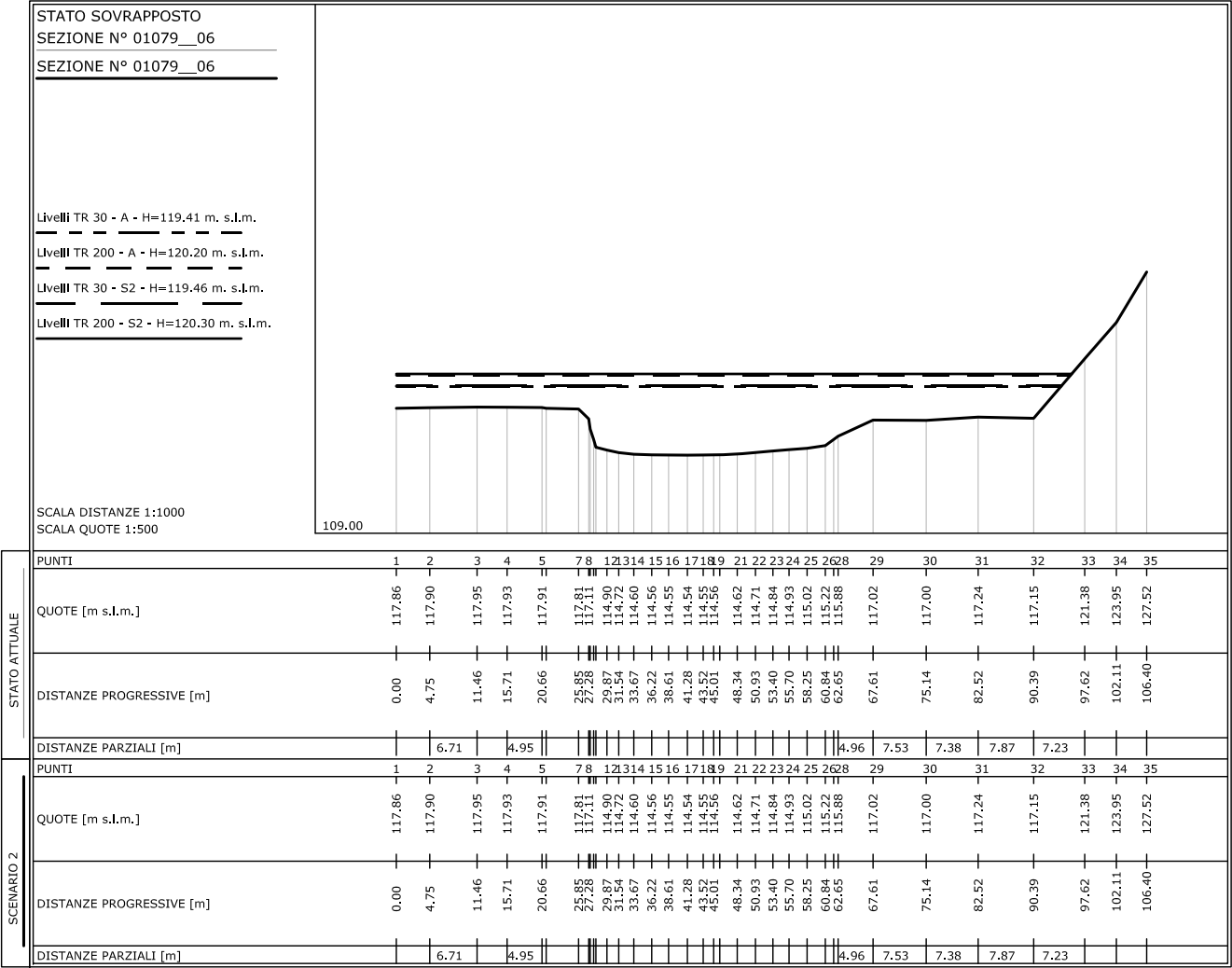
STATO SOVRAPPOSTO
SEZIONE N° 01084__07
SEZIONE N° 01084__07

Livelli TR 30 - A - H=119.59 m. s.l.m.
 Livelli TR 200 - A - H=120.39 m. s.l.m.
 Livelli TR 30 - S2 - H=119.62 m. s.l.m.
 Livelli TR 200 - S2 - H=120.46 m. s.l.m.

SCALA DISTANZE 1:500
SCALA QUOTE 1:500



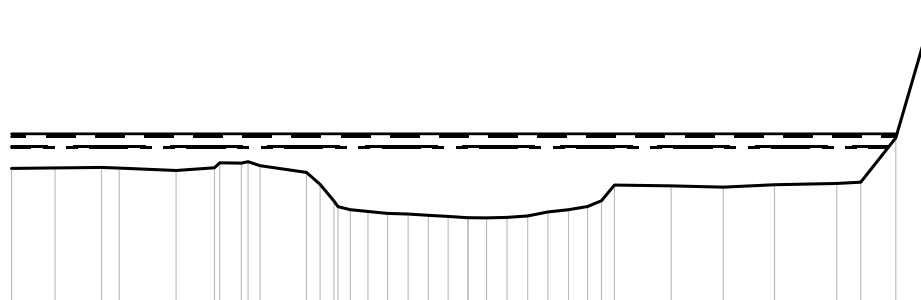
STATO ATTUALE	STATO ATTUALE																					
	PUNTI	1	2	3	4	5	6	7	8	9	10	11	12	13	14	15	16	17	18	19	20	
	QUOTE [m s.l.m.]	117.65	117.72	117.76	117.84	117.83	117.94	115.67		114.61	114.55	114.87		115.38	115.67	116.05	116.19	117.29	117.58	117.94	118.20	127.77
	DISTANZE PROGRESSIVE [m]	0.00	12.10	14.94	18.12	21.72	22.86	25.32		32.34	37.73	50.80		58.96	60.57	62.14	64.28	68.96	77.49	82.57	90.71	100.35
	DISTANZE PARZIALI [m]		12.10	2.84	3.18	3.60	2.46		6.56	5.39		13.07	9.16				4.68	8.53	5.08	8.14	9.64	
SCENARIO 2	SCENARIO 2																					
	PUNTI	1	2	3	4	5	6	7	8	9	10	11	12	13	14	15	16	17	18	19	20	
	QUOTE [m s.l.m.]	117.65	117.72	117.76	117.84	117.83	117.94	115.67		114.61	114.55	114.87		115.38	115.67	116.05	116.19	117.29	117.58	117.94	118.20	127.77
	DISTANZE PROGRESSIVE [m]	0.00	12.10	14.94	18.12	21.72	22.86	25.32		32.34	37.73	50.80		58.96	60.57	62.14	64.28	68.96	77.49	82.57	90.71	100.35
	DISTANZE PARZIALI [m]		12.10	2.84	3.18	3.60	2.46		6.56	5.39		13.07	9.16				4.68	8.53	5.08	8.14	9.64	



SEZIONE N° 01069 06

Livelli TR 200 - S2 - H=120.04 m. s.l.m.

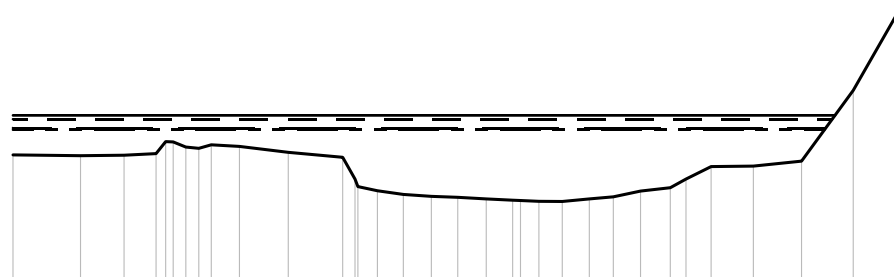
SCALA QUOTE 1:500



		STATO ATTUALE		SCENARIO 2																																	
	PUNTI	1	2	3	4	5	6	8	10		11	12	13	15	16	17	18	19	20	21	23	24	25	26	27	28	29	30		31	32	33	34	35	36	37	
	QUOTE [m s.l.m.]	117.75	117.79	117.82	117.78	117.62	117.80	118.10	117.93		117.49	116.70	115.61	115.02	114.91	114.78	114.74	114.65	114.58	114.50	114.48	114.52	114.61	114.88	115.02	115.24	115.62	116.65		116.60	116.52	116.68	116.76	116.85	119.78	128.21	
	DISTANZE PROGRESSIVE [m]	0.00																																			
	DISTANZE PARZIALI [m]		5.76	6.13		7.50	5.09				6.15																			7.50	6.91	6.77	8.22			4.91	
	PUNTI	1	2	3	4	5	6	8	10		11	12	13	15	16	17	18	19	20	21	23	24	25	26	27	28	29	30		31	32	33	34	35	36	37	
	QUOTE [m s.l.m.]	117.75	117.79	117.82	117.78	117.62	117.80	118.10	117.93		117.49	116.70	115.61	115.02	114.91	114.78	114.74	114.65	114.58	114.50	114.48	114.52	114.61	114.88	115.02	115.24	115.62	116.65		116.60	116.52	116.68	116.76	116.85	119.78	128.21	
	DISTANZE PROGRESSIVE [m]	0.00																																			
	DISTANZE PARZIALI [m]		5.76	6.13		7.50	5.09				6.15																		7.50	6.91	6.77	8.22			4.91		

SEZIONE N° 01059__06

SCALA QUOTE 1:500



STATO ATTUALE		SCENARIO 2																																
		STATO ATTUALE																																
PUNTI		1	2	3	4	5	6	7	8	9	10	11	12	13	14	15	16	17	18	19	20	21	22	23	24	25	26	27	28	29	30	31	32	33
QUOTE [m s.l.m.]		117.19	117.14	117.17	117.28	117.71	117.63	117.86	117.76	117.36	117.03	115.60	114.82	114.58	114.45	114.39	114.28	114.20	114.12	114.11	114.28	114.42	114.40	114.80	115.02	115.60	116.42	116.45	116.78	121.46	126.78			
DISTANZE PROGRESSIVE [m]		0.00	8.93	14.69	18.91	22.85	24.58	26.23	29.94	36.40	43.61	45.24	48.20	51.63	55.32	58.81	62.58	66.09	69.56	72.64	76.22	79.40	83.00	86.93	89.00	92.32	97.91	104.28	111.12	117.21				
DISTANZE PARZIALI [m]		8.93	5.76						6.46	7.21																5.59	6.37	6.84	6.09					
PUNTI		1	2	3	4	5	6	7	8	9	10	11	12	13	14	15	16	17	18	19	20	21	22	23	24	25	26	27	28	29	30	31	32	33
QUOTE [m s.l.m.]		117.19	117.14	117.17	117.28	117.71	117.63	117.86	117.76	117.36	117.03	115.60	114.82	114.58	114.45	114.39	114.28	114.20	114.12	114.11	114.28	114.42	114.40	114.80	115.02	115.60	116.42	116.45	116.78	121.46	126.78			
DISTANZE PROGRESSIVE [m]		0.00	8.93	14.69	18.91	22.85	24.58	26.23	29.94	36.40	43.61	45.24	48.20	51.63	55.32	58.81	62.58	66.09	69.56	72.64	76.22	79.40	83.00	86.93	89.00	92.32	97.91	104.28	111.12	117.21				
DISTANZE PARZIALI [m]		8.93	5.76						6.46	7.21																5.59	6.37	6.84	6.09					

STATO SOVRAPPOSTO
SEZIONE N° 01054__07
SEZIONE N° 01054__07

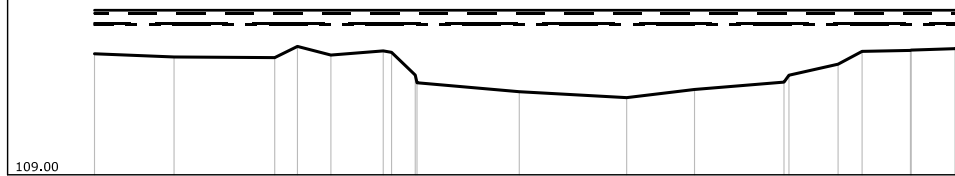
Livelli TR 30 - A - H=118.92 m. s.l.m.

Livell TR 200 - A - H=119.68 m. s.l.m.

Livell TR 30 - S2 - H=119.02 m. s.l.m.

Livelli TR 200 - S2 - H=119.88 m. s.l.m.

SCALA DISTANZE 1:1000
SCALA QUOTE 1:500



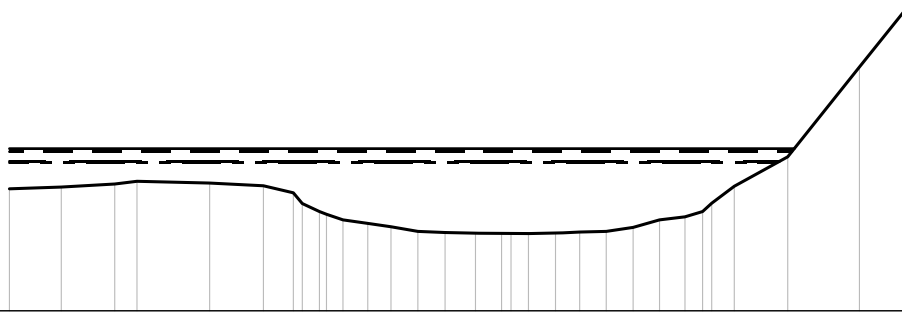
STATO ATTUALE	STATO ATTUALE																
	PUNTI	1	2	3	4	5	6	8	10	11	12	13	15	16	17	190	
	QUOTE [m s.l.m.]	117.00	116.79	116.75	117.49	116.92	117.19	115.60	114.49	114.10	114.64	115.13	116.32	117.16	117.23	117.34	
	DISTANZE PROGRESSIVE [m]	0.00	10.53	23.84	26.84	31.26	38.19	42.42	56.17	70.38	79.35	91.19	98.34	101.53	107.92	113.81	
	DISTANZE PARZIALI [m]		10.53	13.31		6.93			13.51	14.21	8.97	11.84	6.50	6.39	5.80		
SCENARIO 2	SCENARIO 2																
	PUNTI	1	2	3	4	5	6	8	10	11	12	13	15	16	17	190	
	QUOTE [m s.l.m.]	117.00	116.79	116.75	117.49	116.92	117.19	115.60	114.49	114.10	114.64	115.13	116.32	117.16	117.23	117.34	
	DISTANZE PROGRESSIVE [m]	0.00	10.53	23.84	26.84	31.26	38.19	42.42	56.17	70.38	79.35	91.19	98.34	101.53	107.92	113.81	
	DISTANZE PARZIALI [m]		10.53	13.31		6.93			13.51	14.21	8.97	11.84	6.50	6.39	5.80		

STATO SOVRAPPOSTO
SEZIONE N° 01053__06
SEZIONE N° 01053__06

Livelli TR 30 - A - H=118.79 m. s.l.m.
Livelli TR 200 - A - H=119.52 m. s.l.m.
Livelli TR 30 - S2 - H=118.89 m. s.l.m.
Livelli TR 200 - S2 - H=119.72 m. s.l.m.

SCALA DISTANZE 1:1000
SCALA QUOTE 1:500

109.00



STATO ATTUALE	PUNTI	1	2	3	4	5	6	7	8	9	10	11	12	13	14	15	16	17	18	19	20	21	22	23	24	25	26	27	28	29	30	31
	QUOTE [m s.l.m.]	117.07	117.18	117.38	117.56	117.45	117.27	116.80	115.56	115.01	114.78	114.56	114.25	114.18	114.14	114.11	114.10	114.15	114.21	114.25	114.52	115.01	115.21	115.56	116.11	117.24	119.18	125.12	129.21			
	DISTANZE PROGRESSIVE [m]	0.00	6.85	13.93	16.87	26.48	33.58	37.54	41.00	44.10	47.40	50.47	54.01	57.61	61.64	65.09	68.65	72.22	75.41	78.94	82.48	85.97	89.34	92.87	95.87	102.94	112.42	118.97				
	DISTANZE PARZIALI [m]	6.85	7.08	9.61	7.10	33.58	37.54	41.00	44.10	47.40	50.47	54.01	57.61	61.64	65.09	68.65	72.22	75.41	78.94	82.48	85.97	89.34	92.87	95.87	7.07	9.48	6.55					
	PUNTI	1	2	3	4	5	6	7	8	9	10	11	12	13	14	15	16	17	18	19	20	21	22	23	24	25	26	27	28	29	30	31
SCENARIO 2	QUOTE [m s.l.m.]	117.07	117.18	117.38	117.56	117.45	117.27	116.80	115.56	115.01	114.78	114.56	114.25	114.18	114.14	114.11	114.10	114.15	114.21	114.25	114.52	115.01	115.21	115.56	116.11	117.24	119.18	125.12	129.21			
	DISTANZE PROGRESSIVE [m]	0.00	6.85	13.93	16.87	26.48	33.58	37.54	41.00	44.10	47.40	50.47	54.01	57.61	61.64	65.09	68.65	72.22	75.41	78.94	82.48	85.97	89.34	92.87	95.87	102.94	112.42	118.97				
	DISTANZE PARZIALI [m]	6.85	7.08	9.61	7.10	33.58	37.54	41.00	44.10	47.40	50.47	54.01	57.61	61.64	65.09	68.65	72.22	75.41	78.94	82.48	85.97	89.34	92.87	95.87	7.07	9.48	6.55					
	PUNTI	1	2	3	4	5	6	7	8	9	10	11	12	13	14	15	16	17	18	19	20	21	22	23	24	25	26	27	28	29	30	31

STATO SOVRAPPOSTO
SEZIONE N° 01045BA06
SEZIONE N° 01045BA06

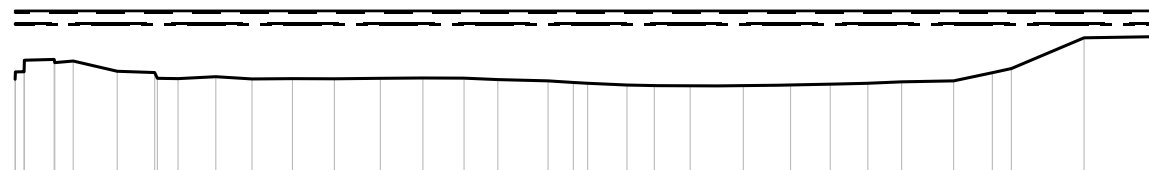
Livelli TR 30 - A - H=118.74 m. s.l.m.

Live||| TR 200 - A - H=119.53 m. s.l.m.

Live|| TR 30 - S2 - H=118.80 m. s.l.m.

Livelli TR 200 - S2 - H=119.64 m. s.l.m.

SCALA DISTANZE 1:500
SCALA QUOTE 1:500



		STATO ATTUALE		SCENARIO 2																															
PUNTI		14	5	7	8	9	11	12	13	14	15	16	17	18	19	20	2122	23	24	25	26	27	28	29	30	31	32	33	34	35					
QUOTE [m s.l.m.]		115.38	116.43	116.33	115.65	115.56	115.16	115.29	115.14	115.16	115.15	115.18	115.20	115.19	115.10	115.01	114.91	114.86	114.74	114.72	114.68	114.70	114.74	114.80	114.86	114.95	115.01	115.55	115.83	117.86	117.95				
DISTANZE PROGRESSIVE [m]		0.00	2.58	3.84	6.75	9.23	10.77	13.27	15.66	18.34	21.11	24.15	26.97	29.69	31.92	35.24	36.92	37.86	40.46	42.27	44.64	48.16	51.28	53.90	56.39	58.62	62.06	64.62	65.88	70.69	76.05				
DISTANZE PARZIALI [m]				2.91	2.48		2.50		2.68	2.77	3.04	2.82	2.72		3.32		2.60			3.52	3.12	2.62	2.49		3.44	2.56		4.81	5.36						
PUNTI		14	5	7	8	9	11	12	13	14	15	16	17	18	19	20	2122	23	24	25	26	27	28	29	30	31	32	33	34	35					
QUOTE [m s.l.m.]		115.38	116.43	116.33	115.65	115.56	115.16	115.29	115.14	115.16	115.15	115.18	115.20	115.19	115.10	115.01	114.91	114.86	114.74	114.72	114.68	114.70	114.74	114.80	114.86	114.95	115.01	115.55	115.83	117.86	117.95				
DISTANZE PROGRESSIVE [m]		0.00	2.58	3.84	6.75	9.23	10.77	13.27	15.66	18.34	21.11	24.15	26.97	29.69	31.92	35.24	36.92	37.86	40.46	42.27	44.64	48.16	51.28	53.90	56.39	58.62	62.06	64.62	65.88	70.69	76.05				
DISTANZE PARZIALI [m]				2.91	2.48		2.50		2.68	2.77	3.04	2.82	2.72		3.32		2.60			3.52	3.12	2.62	2.49		3.44	2.56		4.81	5.36						

STATO SOVRAPPOSTO

SEZIONE N° 01045BB06

SEZIONE N° 01045BB06

Livelli TR 30 - A - H=118.69 m. s.l.m.

Livelli TR 200 - A - H=119.49 m. s.l.m.

Livelli TR 30 - S2 - H=118.74 m. s.l.m.

Livelli TR 200 - S2 - H=119.61 m. s.l.m.

SCALA DISTANZE 1:500

SCALA QUOTE 1:500

109.00

115.45

STATO ATTUALE

PUNTI	1	4	6	7	8	9	10	11	12	13	14	15	16	17	18	19	20	21	22	23
QUOTE [m s.l.m.]	115.37	117.14	115.45	115.43	115.45	115.46	115.48	115.48	115.50	115.24	115.01	114.92	114.82	114.81	114.94	115.05	115.54	115.77	117.71	117.84
DISTANZE PROGRESSIVE [m]	0.00	3.42	9.14	17.66	23.24	29.47	34.03	35.13	40.22	44.66	48.18	51.30	53.92	56.41	59.34	62.08	64.64	65.47	69.48	76.09
DISTANZE PARZIALI [m]	2.92	5.67	8.52	5.58	6.23	4.56	5.09	4.44	3.52	3.12	2.62	2.49	2.93	2.74	2.56	4.01	6.61			

SCENARIO 2

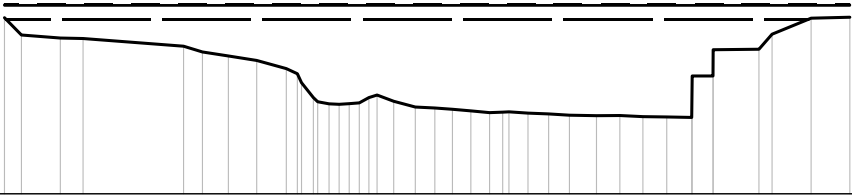
PUNTI	1	4	6	7	8	9	10	11	12	13	14	15	16	17	18	19	20	21	22	23
QUOTE [m s.l.m.]	115.37	117.14	115.45	115.43	115.45	115.46	115.48	115.48	115.50	115.24	115.01	114.92	114.82	114.81	114.94	115.05	115.54	115.77	117.71	117.84
DISTANZE PROGRESSIVE [m]	0.00	3.42	9.14	17.66	23.24	29.47	34.03	35.13	40.22	44.66	48.18	51.30	53.92	56.41	59.34	62.08	64.64	65.47	69.48	76.09
DISTANZE PARZIALI [m]	2.92	5.67	8.52	5.58	6.23	4.56	5.09	4.44	3.52	3.12	2.62	2.49	2.93	2.74	2.56	4.01	6.61			

STATO SOVRAPPOSTO
SEZIONE N° 01045BC06
SEZIONE N° 01045BC06

Livelli TR 30 - A - H=117.54 m. s.l.m.
Livelli TR 200 - A - H=118.50 m. s.l.m.
Livelli TR 30 - S2 - H=117.54 m. s.l.m.
Livelli TR 200 - S2 - H=118.46 m. s.l.m.

SCALA DISTANZE 1:1000
SCALA QUOTE 1:500

106.00



STATO ATTUALE	PUNTI				1	2	3	4	5	6	7	8	9	10	11	12	13	14	15	16	17	18	19	20	21	22	23	24	25	26	27	28	29	30	31	32	33	34	35	37	39	40	41	42
	QUOTE [m s.l.m.]				117.64	116.50	116.30	116.27	115.76	115.38	115.12	114.82	114.28	113.94	113.94	112.36	111.95	111.95	111.96	111.96	112.36	112.12	111.74	111.74	111.67	111.59	111.59	111.48	111.37	111.40	111.34	111.28	111.20	111.17	111.18	111.10	111.08	111.05	113.79	115.56	116.55	117.61	117.68	
	DISTANZE PROGRESSIVE [m]				0.00	2.24	7.39	10.39	23.69	26.19	29.62	33.37	37.27	38.73	40.86	42.92	44.92	45.60	46.20	48.20	51.47	54.33	56.93	59.25	61.68	64.17	65.89	69.25	71.97	74.72	78.30	81.40	84.44	87.60	90.90	93.72	99.79	101.53	106.69	111.80				
	DISTANZE PARZIALI [m]					5.15		13.30																													6.06	5.16	5.11					
	SCENARIO 2	PUNTI				1	2	3	4	5	6	7	8	9	10	11	12	13	14	15	16	17	18	19	20	21	22	23	24	25	26	27	28	29	30	31	32	33	34	35	37	39	40	41
QUOTE [m s.l.m.]				117.64	116.50	116.30	116.27	115.76	115.38	115.12	114.82	114.28	113.94	113.94	112.36	111.95	111.95	111.96	111.96	112.36	112.12	111.74	111.74	111.67	111.59	111.59	111.48	111.37	111.40	111.34	111.28	111.20	111.17	111.18	111.10	111.08	111.05	113.79	115.56	116.55	117.61	117.68		
DISTANZE PROGRESSIVE [m]				0.00	2.24	7.39	10.39	23.69	26.19	29.62	33.37	37.27	38.73	40.86	42.92	44.92	45.60	46.20	48.20	51.47	54.33	56.93	59.25	61.68	64.17	65.89	69.25	71.97	74.72	78.30	81.40	84.44	87.60	90.90	93.72	99.79	101.53	106.69	111.80					
DISTANZE PARZIALI [m]					5.15		13.30																														6.06	5.16	5.11					

STATO SOVRAPPOSTO
SEZIONE N° 01040__06
SEZIONE N° 01040__06

Livelli TR 30 - A - H=117.20 m. s.l.m.

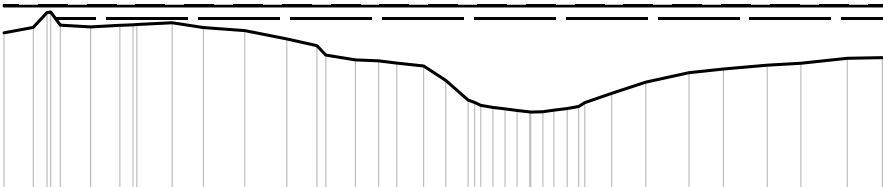
Livelli TR 200 - A - H=118.08 m. s.l.m.

Livelli TR 30 - S2 - H=117.20 m. s.l.m.

Livelli TR 200 - S2 - H=118.02 m. s.l.m.

SCALA DISTANZE 1:1000
SCALA QUOTE 1:500

106.00



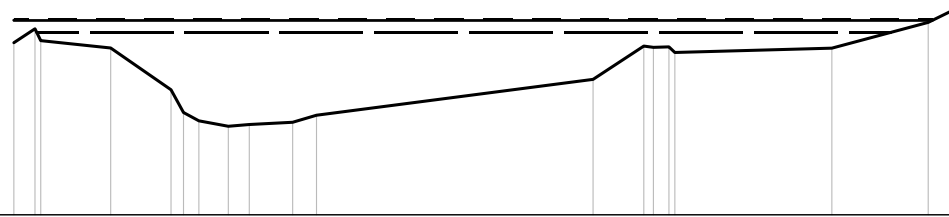
STATO ATTUALE	PUNTI																																								
	1	2	3	5	6	7	8	10	11	12	13	14	16	17	18	19	20	21	22	23	24	25	26	27	28	29	30	31	32	34	35	36	37	38	39	40	41				
	QUOTE [m s.l.m.]	116.25	116.61	117.59	116.76	116.64	116.75	116.78	116.91	116.60	116.40	115.85	115.40	114.46	114.40	114.25	114.06	113.10	111.80	111.45	111.31	111.27	111.27	111.02	111.03	111.13	111.38	111.38	112.25	112.99	113.61	113.86	114.11	114.24	114.56	114.61					
	DISTANZE PROGRESSIVE [m]	0.00	3.87	5.70	7.46	11.45	15.32	17.07	22.25	26.37	31.84	37.40	41.38	46.49	49.56	51.95	55.51	58.43	61.40	63.06	64.68	66.29	67.88	69.54	71.28	72.74	74.49	76.03	80.38	84.89	90.61	95.15	100.95	105.41	111.54	116.17					
	DISTANZE PARZIALI [m]									5.47	5.56																			5.72		5.80		6.13							

SCENARIO 2	PUNTI																																								
	1	2	3	5	6	7	8	10	11	12	13	14	16	17	18	19	20	21	22	23	24	25	26	27	28	29	30	31	32	34	35	36	37	38	39	40	41				
	QUOTE [m s.l.m.]	116.25	116.61	117.59	116.76	116.64	116.75	116.78	116.91	116.60	116.40	115.85	115.40	114.46	114.40	114.25	114.06	113.10	111.80	111.45	111.31	111.27	111.27	111.02	111.03	111.13	111.38	111.38	112.25	112.99	113.61	113.86	114.11	114.24	114.56	114.61					
	DISTANZE PROGRESSIVE [m]	0.00	3.87	5.70	7.46	11.45	15.32	17.07	22.25	26.37	31.84	37.40	41.38	46.49	49.56	51.95	55.51	58.43	61.40	63.06	64.68	66.29	67.88	69.54	71.28	72.74	74.49	76.03	80.38	84.89	90.61	95.15	100.95	105.41	111.54	116.17					
	DISTANZE PARZIALI [m]									5.47	5.56																			5.72		5.80		6.13							

SEZIONE N° 01035__07

Livelli TR 200 - S2 - H=117.85 m. s.l.m.

105.00

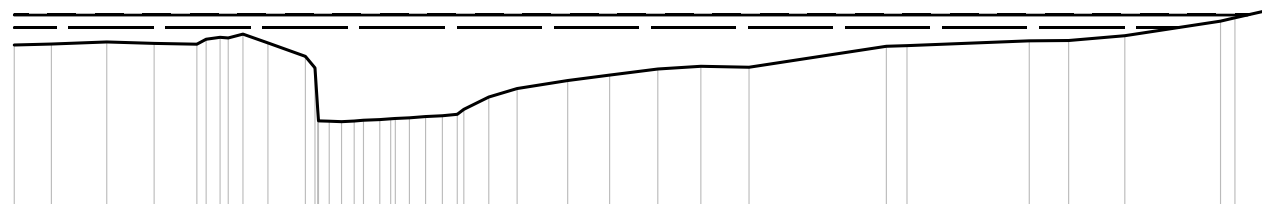


STATO ATTUALE	PUNTI		1	2		4		5	6	7	8	9		10	11		12		13	14	15		17		18	19
	QUOTE [m s.l.m.]		116.38	117.30		116.03		113.27	111.76	111.21	110.85	110.97		111.12	111.58		113.96		116.09	116.10		116.02		117.72	118.71	
	DISTANZE PROGRESSIVE [m]		0.00	2.79		12.81		20.79	22.43	24.47	28.36	31.14		36.87	40.03		76.62		83.33	84.59		108.19		120.94	124.95	
	DISTANZE PARZIALI [m]				9.26	7.98							5.73			36.59		6.71			20.76		12.75			
	SCENARIO 2	PUNTI		1	2		4		5	6	7	8	9		10	11		12		13	14	15		17		18
QUOTE [m s.l.m.]			116.38	117.30		116.03		113.27	111.76	111.21	110.85	110.97		111.12	111.58		113.96		116.09	116.10		116.02		117.72	118.71	
DISTANZE PROGRESSIVE [m]			0.00	2.79		12.81		20.79	22.43	24.47	28.36	31.14		36.87	40.03		76.62		83.33	84.59		108.19		120.94	124.95	
DISTANZE PARZIALI [m]					9.26	7.98							5.73			36.59		6.71			20.76		12.75			
		PUNTI		1	2		4		5	6	7	8	9		10	11		12		13	14	15		17		18

SEZIONE N° 01030__06

SCALA QUOTE 1:500

105.00



SCENARIO 2	STATO ATTUALE		Scenario 2 - Stato Attuale																																										
			Scenario 2 - Stato Attuale																																										
			Scenario 2 - Stato Attuale																																										
			Scenario 2 - Stato Attuale																																										
			Scenario 2 - Stato Attuale																																										
Scenario 2	PUNTI		1	2	3	4	5	6	7	8	9	10	11	12	13	14	15	16	17	18	19	20	21	22	23	24	25	26	27	28	29	30	31	32	33	34	35	36	37	38	39	40	41		
	QUOTE [m s.l.m.]		115.77	115.83	115.97	115.87	115.82	115.85	116.27	116.49	116.49	115.90	115.91	115.91	110.73	110.73	110.73	110.73	110.73	110.73	110.73	110.73	110.73	110.73	110.73	110.73	110.73	110.73	110.73	110.73	110.73	110.73	110.73	110.73	110.73	110.73	110.73	110.73	110.73	110.73	110.73	110.73	110.73	110.73	
	DISTANZE PROGRESSIVE [m]		0.00	4.92	12.23	18.50	24.16	25.38	27.23	30.24	33.55	38.58	38.58	41.66	43.28	44.37	44.37	48.75	48.75	52.26	54.41	56.62	58.59	62.76	66.50	73.20	78.75	85.11	90.81	97.17	115.34	118.07	134.24	139.45	146.89	159.53	161.44	165.84							
	DISTANZE PARZIALI [m]		4.92	7.31	6.27	5.66	25.38	27.23	30.24	33.55	4.95	38.58	41.66	43.28	44.37	48.75	52.26	54.41	56.62	58.59	62.76	66.50	73.20	78.75	85.11	90.81	97.17	115.34	118.07	134.24	139.45	146.89	159.53	161.44	165.84										
Scenario 2	PUNTI		1	2	3	4	5	6	7	8	9	10	11	12	13	14	15	16	17	18	19	20	21	22	23	24	25	26	27	28	29	30	31	32	33	34	35	36	37	38	39	40	41		
	QUOTE [m s.l.m.]		115.77	115.83	115.97	115.87	115.82	115.85	116.27	116.49	116.49	115.90	115.91	115.91	110.73	110.73	110.73	110.73	110.73	110.73	110.73	110.73	110.73	110.73	110.73	110.73	110.73	110.73	110.73	110.73	110.73	110.73	110.73	110.73	110.73	110.73	110.73	110.73	110.73	110.73	110.73	110.73	110.73	110.73	110.73
	DISTANZE PROGRESSIVE [m]		0.00	4.92	12.23	18.50	24.16	25.38	27.23	30.24	33.55	38.58	38.58	41.66	43.28	44.37	44.37	48.75	48.75	52.26	54.41	56.62	58.59	62.76	66.50	73.20	78.75	85.11	90.81	97.17	115.34	118.07	134.24	139.45	146.89	159.53	161.44	165.84							
	DISTANZE PARZIALI [m]		4.92	7.31	6.27	5.66	25.38	27.23	30.24	33.55	4.95	38.58	41.66	43.28	44.37	48.75	52.26	54.41	56.62	58.59	62.76	66.50	73.20	78.75	85.11	90.81	97.17	115.34	118.07	134.24	139.45	146.89	159.53	161.44	165.84										

STATO SOVRAPPOSTO
SEZIONE N° 01025__07
SEZIONE N° 01025__07

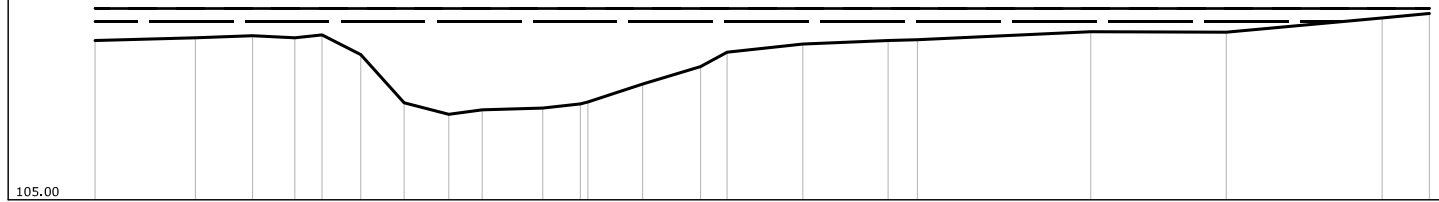
Livelli TR 30 - A - H=116.79 m. s.l.m.

Live||| TR 200 - A - H=117.67 m. s.l.m.

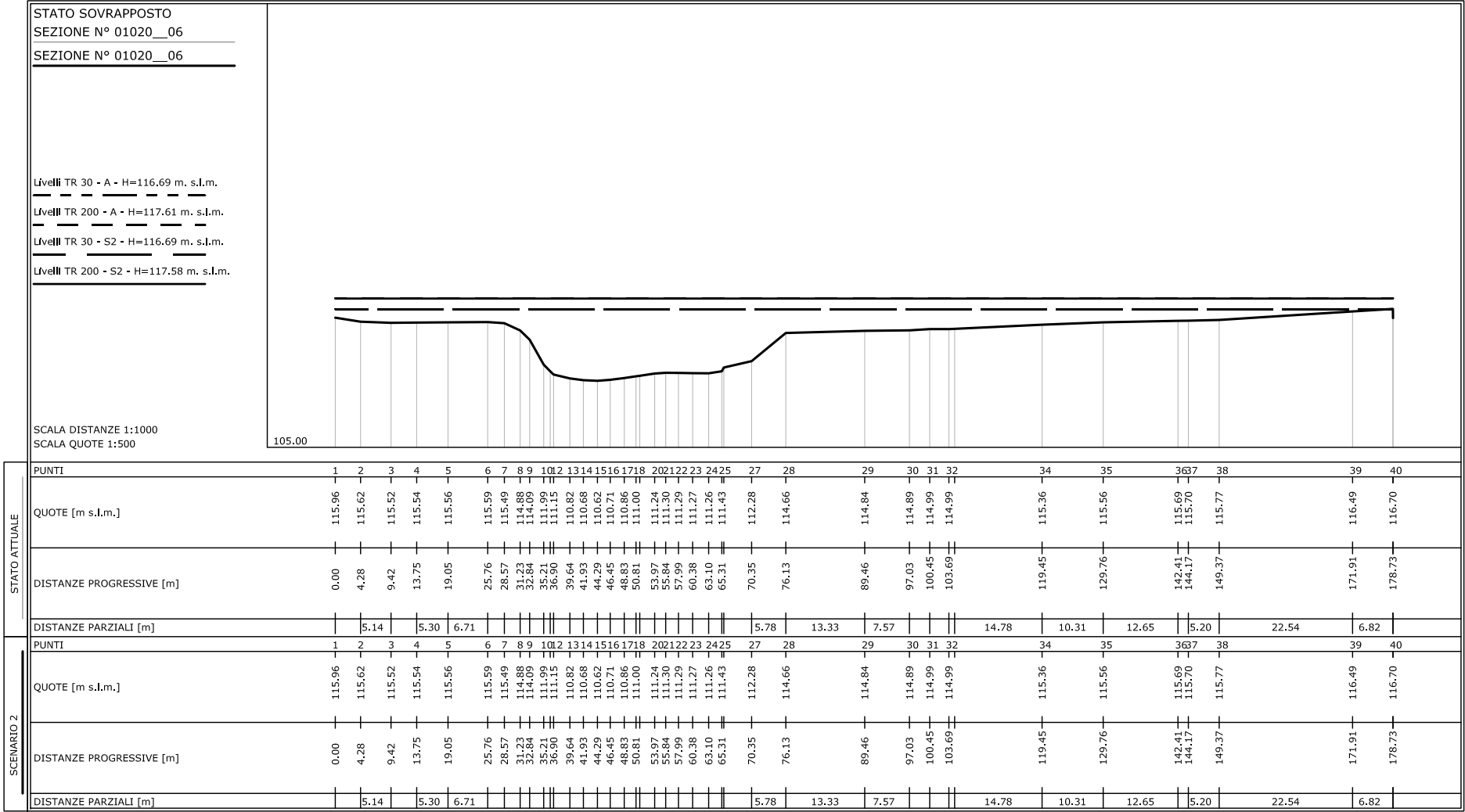
Live||| TR 30 - S2 - H=116.78 m. s.l.m.

Livelli TR 200 - S2 - H=117.65 m. s.l.m.

SCALA DISTANZE 1:1000
SCALA QUOTE 1:500



STATO ATTUALE	PUNTI	1	2	3	4	5	6	7	8	9	10	11	13	14	15	16	17	18	19	20	21	22	
	QUOTE [m s.l.m.]	115.53	115.71	115.85	115.71	115.90	114.60	111.42	110.65	110.95	111.07	111.34	112.65	113.81	114.76	115.30	115.53	115.59	116.11	116.08	117.03	117.32	
	DISTANZE PROGRESSIVE [m]	0.00	13.26	20.83	26.42	30.02	35.14	40.87	46.78	51.20	59.21	64.18	72.41	80.08	83.59	93.60	104.89	108.75	131.68	149.61	170.22	176.46	
	DISTANZE PARZIALI [m]		13.26	7.57	5.59	5.12	5.73	5.91		8.01	4.97	7.23	7.67		10.01	11.29			22.93	17.93	20.61	6.24	
	SCENARIO 2	PUNTI	1	2	3	4	5	6	7	8	9	10	11	13	14	15	16	17	18	19	20	21	22
	QUOTE [m s.l.m.]	115.53	115.71	115.85	115.71	115.90	114.60	111.42	110.65	110.95	111.07	111.34	112.65	113.81	114.76	115.30	115.53	115.59	116.11	116.08	117.03	117.32	
	DISTANZE PROGRESSIVE [m]	0.00	13.26	20.83	26.42	30.02	35.14	40.87	46.78	51.20	59.21	64.18	72.41	80.08	83.59	93.60	104.89	108.75	131.68	149.61	170.22	176.46	
	DISTANZE PARZIALI [m]		13.26	7.57	5.59	5.12	5.73	5.91		8.01	4.97	7.23	7.67		10.01	11.29			22.93	17.93	20.61	6.24	

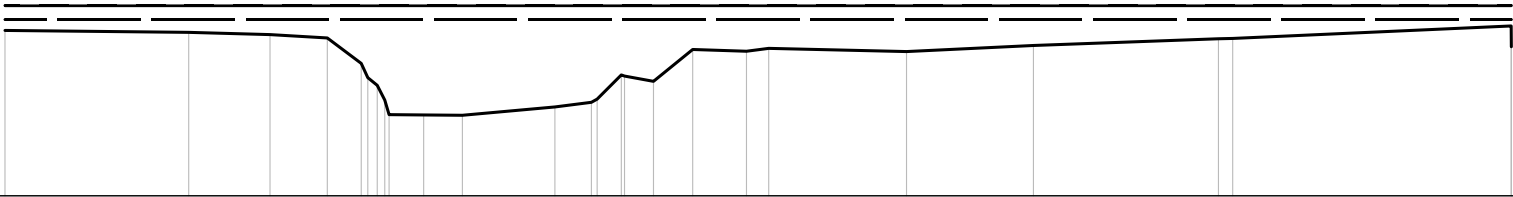


STATO SOVRAPPOSTO
SEZIONE N° 01016__07
SEZIONE N° 01016__07

Livelli TR 30 - A - H=116.65 m. s.l.m.
Livelli TR 200 - A - H=117.60 m. s.l.m.
Livelli TR 30 - S2 - H=116.65 m. s.l.m.
Livelli TR 200 - S2 - H=117.57 m. s.l.m.

SCALA DISTANZE 1:1000
SCALA QUOTE 1:500

105.00

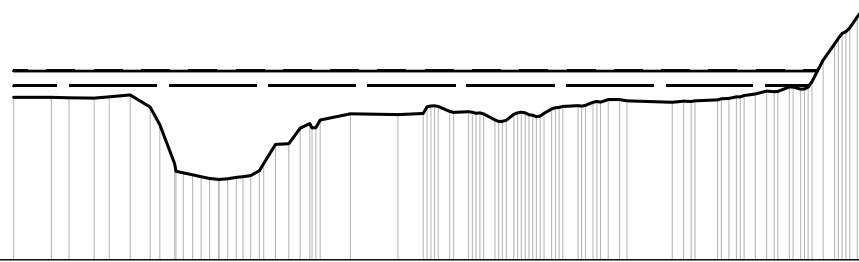


STATO ATTUALE	PUNTI																								
	QUOTE [m s.l.m.]																								
	DISTANZE PROGRESSIVE [m]																								
	DISTANZE PARZIALI [m]																								
	1	2	3	4	5	7	9	10	11	12	13	15	17	18	19	20	21	22	23	24	25				
115.94	115.81	115.66	115.44	113.75	112.31	110.37	110.35	110.33	110.88	111.18	112.99	112.57	114.68	114.56	114.75	114.54	114.94	115.39	115.41	116.23					
0.00	24.29	35.05	42.64	47.12	49.23	50.80	55.37	60.49	72.73	77.56	81.51	85.76	90.95	98.07	101.01	119.23	136.03	160.50	162.38	199.21					
	24.29	10.76	7.59				5.12	12.24	4.83			5.19	7.12		18.22		16.80	24.47		36.83					
SCENARIO 2	PUNTI																								
	QUOTE [m s.l.m.]																								
	DISTANZE PROGRESSIVE [m]																								
	DISTANZE PARZIALI [m]																								
	1	2	3	4	5	7	9	10	11	12	13	15	17	18	19	20	21	22	23	24	25				
115.94	115.81	115.66	115.44	113.75	112.31	110.37	110.35	110.33	110.88	111.18	112.99	112.57	114.68	114.56	114.75	114.54	114.94	115.39	115.41	116.23					
0.00	24.29	35.05	42.64	47.12	49.23	50.80	55.37	60.49	72.73	77.56	81.51	85.76	90.95	98.07	101.01	119.23	136.03	160.50	162.38	199.21					
	24.29	10.76	7.59				5.12	12.24	4.83			5.19	7.12		18.22		16.80	24.47		36.83					

SEZIONE N° 01010__06

Livelli TR 200 - S2 - H=117.48 m. s.l.m.

105.00

[illegible]

STATO SOVRAPPOSTO
SEZIONE N° 01006__07
SEZIONE N° 01006__07

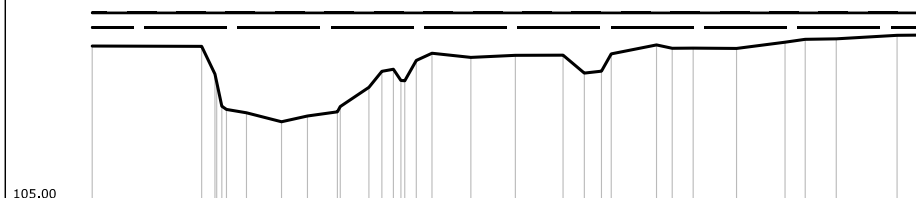
Livelli TR 30 - A - H=116.53 m. s.l.m.

Live||| TR 200 - A - H=117.51 m. s.l.m.

Live||| TR 30 - S2 - H=116.53 m. s.l.m.

Livelli TR 200 - S2 - H=117.49 m. s.l.m.

SCALA DISTANZE 1:2000
SCALA QUOTE 1:500

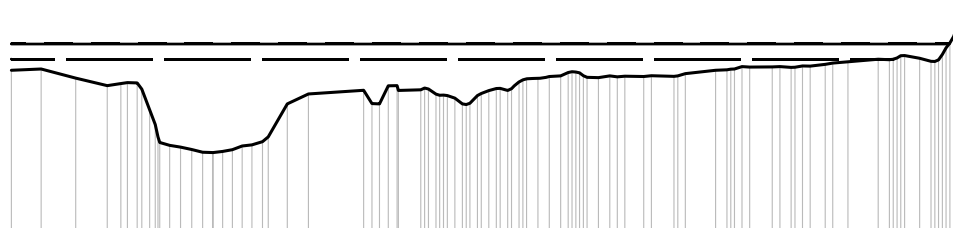


STATO ATTUALE		SCENARIO 2																																
PUNTI	1	2	3	6	7	8	9	10	12	13	14	16	17	18	19	20	21	22	23	24	25	26	27	28	29	30	31	32	33					
QUOTE [m s.l.m.]	115.30	115.28	113.45	111.11	110.89	110.29	110.68	110.95	112.57	113.63	113.62	113.00	113.00	113.35	114.82	114.55	114.69	114.70	113.51	113.51	113.51	113.37	115.16	115.14	115.55	115.74	115.78	116.01	116.03					
DISTANZE PROGRESSIVE [m]	0.00	28.94	32.49	35.53	40.83	50.06	56.94	64.86	73.19	76.62	82.69	85.73	89.88	100.17	111.95	124.54	130.15	134.71	137.29	149.25	153.42	158.95	170.43	183.26	188.61	196.82	212.92	222.20						
DISTANZE PARZIALI [m]	28.94												10.29	11.78	12.59				11.96		11.48	12.83				16.10								
PUNTI	1	2	3	6	7	8	9	10	12	13	14	16	17	18	19	20	21	22	23	24	25	26	27	28	29	30	31	32	33					
QUOTE [m s.l.m.]	115.30	115.28	113.45	111.11	110.89	110.29	110.68	110.95	112.57	113.63	113.62	113.00	113.00	113.35	114.82	114.55	114.69	114.70	113.51	113.51	113.51	113.37	115.16	115.14	115.55	115.74	115.78	116.01	116.03					
DISTANZE PROGRESSIVE [m]	0.00	28.94	32.49	35.53	40.83	50.06	56.94	64.86	73.19	76.62	82.69	85.73	89.88	100.17	111.95	124.54	130.15	134.71	137.29	149.25	153.42	158.95	170.43	183.26	188.61	196.82	212.92	222.20						
DISTANZE PARZIALI [m]	28.94												10.29	11.78	12.59				11.96		11.48	12.83				16.10								

SEZIONE N° 01001__06

Livelli TR 200 - S2 - H=117.42 m. s.l.m.

SCALA QUOTE 1:500

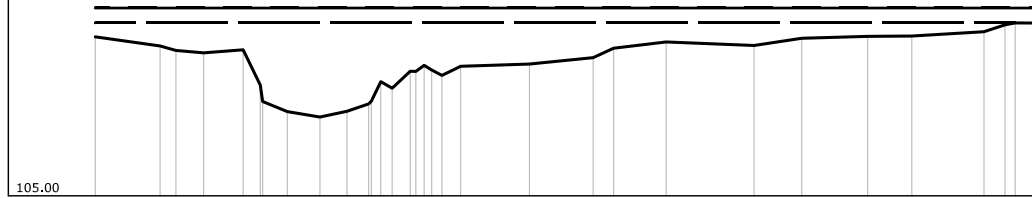


SCENARIO 2		STATO ATTUALE		Scenario 1																							
				Scenario 2																							
PUNTI		Scenario 1																									
QUOTE [m s.l.m.]		Scenario 2																									
DISTANZE PROGRESSIVE [m]		Scenario 1																									
DISTANZE PARZIALI [m]		Scenario 2																									
PUNTI		Scenario 1																									
QUOTE [m s.l.m.]		Scenario 2																									
DISTANZE PROGRESSIVE [m]		Scenario 1																									
DISTANZE PARZIALI [m]		Scenario 2																									

SEZIONE N° 00997__07

Livelli TR 200 - S2 - H=117.42 m. s.l.m.

105.00

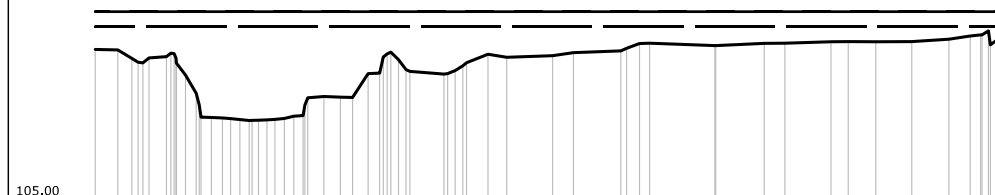


SCENARIO 2	STATO ATTUALE		STATO PROGETTATO																															
			SOSTITUZIONE DI UNO DEI TRE TRACCEATTORE																															
			SOSTITUZIONE DI UNO DEI TRE TRACCEATTORE																															
			SOSTITUZIONE DI UNO DEI TRE TRACCEATTORE																															
			SOSTITUZIONE DI UNO DEI TRE TRACCEATTORE																															
PUNTI		1	2	3	4	5	6	7	8	9	10	11	12	13	14	15	16	17	18	19	20	21	22	23	24	25	26	27	28	29	30	31	32	
QUOTE [m s.l.m.]		115.51	114.91	114.61	114.45	114.65	112.33	112.33	110.57	110.21	110.59	111.08	111.08	112.55	112.55	112.11	113.24	113.24	113.63	112.96	113.56	113.71	114.14	114.76	115.17	114.94	115.42	115.54	115.57	115.85	116.43	116.43	116.42	
DISTANZE PROGRESSIVE [m]		0.00	17.12	21.33	28.67	39.13	43.63	43.63	50.79	59.41	66.59	72.29	75.32	78.54	83.31	87.01	91.68	96.63	114.84	131.71	137.11	150.99	174.22	186.87	204.29	215.98	235.06	240.60	243.31	249.73	249.73	249.73		
DISTANZE PARZIALI [m]		17.12	10.46															18.21	16.87	13.88	23.23	12.65	17.42	11.69	19.08									
SCENARIO 2	PUNTI		1	2	3	4	5	6	7	8	9	10	11	12	13	14	15	16	17	18	19	20	21	22	23	24	25	26	27	28	29	30	31	32
	QUOTE [m s.l.m.]		115.51	114.91	114.61	114.45	114.65	112.33	112.33	110.57	110.21	110.59	111.08	111.08	112.55	112.55	112.11	113.24	113.24	113.63	112.96	113.56	113.71	114.14	114.76	115.17	114.94	115.42	115.54	115.57	115.85	116.43	116.43	116.42
	DISTANZE PROGRESSIVE [m]		0.00	17.12	21.33	28.67	39.13	43.63	43.63	50.79	59.41	66.59	72.29	75.32	78.54	83.31	87.01	91.68	96.63	114.84	131.71	137.11	150.99	174.22	186.87	204.29	215.98	235.06	240.60	243.31	249.73	249.73	249.73	
	DISTANZE PARZIALI [m]		17.12	10.46																18.21	16.87	13.88	23.23	12.65	17.42	11.69	19.08							
	PUNTI		1	2	3	4	5	6	7	8	9	10	11	12	13	14	15	16	17	18	19	20	21	22	23	24	25	26	27	28	29	30	31	32
QUOTE [m s.l.m.]		115.51	114.91	114.61	114.45	114.65	112.33	112.33	110.57	110.21	110.59	111.08	111.08	112.55	112.55	112.11	113.24	113.24	113.63	112.96	113.56	113.71	114.14	114.76	115.17	114.94	115.42	115.54	115.57	115.85	116.43	116.43	116.42	
DISTANZE PROGRESSIVE [m]		0.00	17.12	21.33	28.67	39.13	43.63	43.63	50.79	59.41	66.59	72.29	75.32	78.54	83.31	87.01	91.68	96.63	114.84	131.71	137.11	150.99	174.22	186.87	204.29	215.98	235.06	240.60	243.31	249.73	249.73	249.73		
DISTANZE PARZIALI [m]		17.12	10.46																18.21	16.87	13.88	23.23	12.65	17.42	11.69	19.08								

SEZIONE N° 00992 06

Livelli TR 200 - S2 - H=117.37 m. s.l.m.

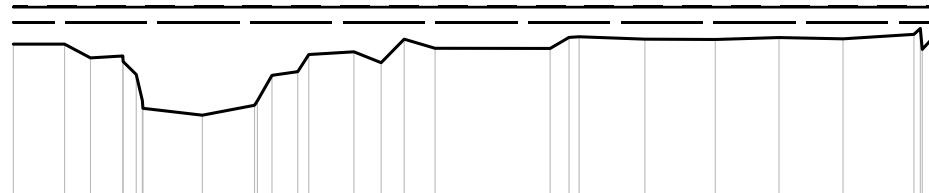
SCALA QUOTE 1:500

[illegible]

SEZIONE N° 00987__07

Livelli TR 200 - S2 - H=117.34 m. s.l.m.

105.00



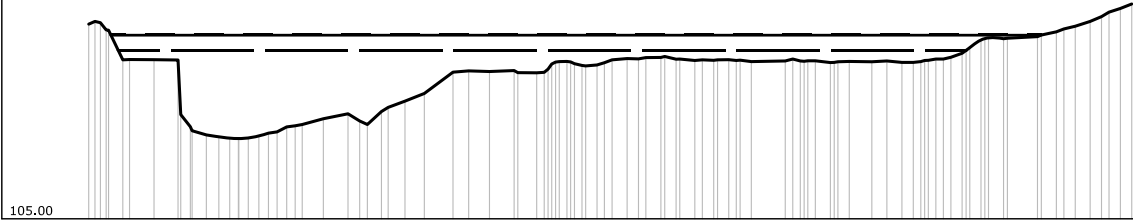
STATO ATTUALE		SCENARIO 2																												
PUNTI		1	2	3	4	5	6	7	8	9	10	11	12	13	14	15	16	17	18	19	20	21	22	23	24	25	26	27	28	29
QUOTE [m s.l.m.]		114.90	114.90	113.99	114.12	112.89	111.59	110.20	9	110.86	112.83	113.08	114.21	114.39	113.67	115.23	114.62				114.61	115.38	115.34	115.23	115.20	115.33	115.25	115.54	115.34	115.11
DISTANZE PROGRESSIVE [m]		0.00	13.53	20.41	28.98	32.52	36.06	50.01		63.81	68.43	73.05	78.18	90.08	97.28	103.40	111.59				141.99	147.00	149.68	167.06	185.69	202.57	219.50	238.22	243.37	259.88
DISTANZE PARZIALI [m]		13.53					15.74	13.80					11.90				30.40					17.38	18.63	16.88	16.93	18.72				
PUNTI		1	2	3	4	5	6	7	8	9	10	11	12	13	14	15	16	17	18	19	20	21	22	23	24	25	26	27	28	29
QUOTE [m s.l.m.]		114.90	114.90	113.99	114.12	112.89	111.59	110.20		110.86	112.83	113.08	114.21	114.39	113.67	115.23	114.62				114.61	115.38	115.34	115.23	115.20	115.33	115.25	115.54	115.34	115.11
DISTANZE PROGRESSIVE [m]		0.00	13.53	20.41	28.98	32.52	36.06	50.01		63.81	68.43	73.05	78.18	90.08	97.28	103.40	111.59				141.99	147.00	149.68	167.06	185.69	202.57	219.50	238.22	243.37	259.88
DISTANZE PARZIALI [m]		13.53					15.74	13.80					11.90				30.40					17.38	18.63	16.88	16.93	18.72				

STATO SOVRAPPONTO
SEZIONE N° 00982__06
SEZIONE N° 00982__06

Livello TR 30 - A - H=116.16 m. s.l.m.
Livello TR 200 - A - H=117.16 m. s.l.m.
Livello TR 30 - S2 - H=116.16 m. s.l.m.
Livello TR 200 - S2 - H=117.14 m. s.l.m.

SCALA DISTANZE 1:2000
SCALA QUOTE 1:500

105.00

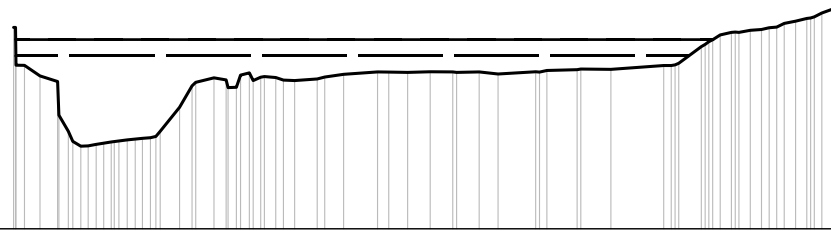


SCENARIO 2	STATO ATTUALE																																																																
	PUNTI	13	6	8	9	11	13	45	18	20	22	24	25	26	27	29	31	32	33	34	35	36	38	40	43	45	49	51	52	53	55	57	59	61	63	65	66	67	69	72	73	76	77	78	79	80	82	84	87	90	93	95	97	99	100	101	103	104							
	QUOTE [m s.l.m.]	117.87	117.97	115.51	115.52	115.50	111.09	110.95	110.35	110.34	110.35	110.88	111.08	111.24	111.62	111.94	112.09	112.78	114.70	114.78	114.74	112.53	114.65	114.90	121.49	124.49	125.30	115.14	115.17	115.51	115.60	115.67	115.55	115.47	115.48	115.52	115.49	115.40	115.44	115.44	115.45	115.33	115.41	115.38	115.44	115.34	115.34	118.10	115.34	115.57	115.68	115.95	116.83	116.91	117.05	117.36	117.73	118.05	118.37	118.91	119.21				
	DISTANZE PROGRESSIVE [m]	0.00	3.10	9.01	17.29	23.64	26.86	31.11	31.11	37.30	42.22	45.03	52.36	56.46	62.06	68.56	71.67	77.43	83.67	112.78	31	32	88.77	96.34	100.51	105.99	112.53	118.51	121.49	124.49	125.30	130.46	134.44	138.43	142.41	145.40	151.37	155.36	160.34	165.32	169.30	172.29	175.28	184.24	188.22	192.21	196.19	201.17	207.15	211.13	215.12	218.10	221.09	224.08	228.06	231.05	236.03	242.01	250.97	255.95	260.93	264.91	267.90	272.88	275.87
	DISTANZE PARZIALI [m]	0.00	3.10	9.01	17.29	23.64	26.86	31.11	31.11	37.30	42.22	45.03	52.36	56.46	62.06	68.56	71.67	77.43	83.67	112.78	31	32	88.77	96.34	100.51	105.99	112.53	118.51	121.49	124.49	125.30	130.46	134.44	138.43	142.41	145.40	151.37	155.36	160.34	165.32	169.30	172.29	175.28	184.24	188.22	192.21	196.19	201.17	207.15	211.13	215.12	218.10	221.09	224.08	228.06	231.05	236.03	242.01	250.97	255.95	260.93	264.91	267.90	272.88	275.87
SCENARIO 2	PUNTI	13	6	8	9	11	13	45	18	20	22	24	25	26	27	29	31	32	33	34	35	36	38	40	43	45	49	51	52	53	55	57	59	61	63	65	66	67	69	72	73	76	77	78	79	80	82	84	87	90	93	95	97	99	100	101	103	104							
	QUOTE [m s.l.m.]	117.87	117.97	115.51	115.52	115.50	111.09	110.95	110.35	110.34	110.35	110.88	111.08	111.24	111.62	111.94	112.09	112.78	114.70	114.78	114.74	112.53	114.65	114.90	121.49	124.49	125.30	115.14	115.17	115.51	115.60	115.67	115.55	115.47	115.48	115.52	115.49	115.40	115.44	115.44	115.45	115.33	115.41	115.38	115.44	115.34	115.34	118.10	115.34	115.57	115.68	115.95	116.83	116.91	117.05	117.36	117.73	118.05	118.37	118.91	119.21				
	DISTANZE PROGRESSIVE [m]	0.00	3.10	9.01	17.29	23.64	26.86	31.11	31.11	37.30	42.22	45.03	52.36	56.46	62.06	68.56	71.67	77.43	83.67	112.78	31	32	88.77	96.34	100.51	105.99	112.53	118.51	121.49	124.49	125.30	130.46	134.44	138.43	142.41	145.40	151.37	155.36	160.34	165.32	169.30	172.29	175.28	184.24	188.22	192.21	196.19	201.17	207.15	211.13	215.12	218.10	221.09	224.08	228.06	231.05	236.03	242.01	250.97	255.95	260.93	264.91	267.90	272.88	275.87
	DISTANZE PARZIALI [m]	0.00	3.10	9.01	17.29	23.64	26.86	31.11	31.11	37.30	42.22	45.03	52.36	56.46	62.06	68.56	71.67	77.43	83.67	112.78	31	32	88.77	96.34	100.51	105.99	112.53	118.51	121.49	124.49	125.30	130.46	134.44	138.43	142.41	145.40	151.37	155.36	160.34	165.32	169.30	172.29	175.28	184.24	188.22	192.21	196.19	201.17	207.15	211.13	215.12	218.10	221.09	224.08	228.06	231.05	236.03	242.01	250.97	255.95	260.93	264.91	267.90	272.88	275.87
	DISTANZE PARZIALI [m]	0.00	3.10	9.01	17.29	23.64	26.86	31.11	31.11	37.30	42.22	45.03	52.36	56.46	62.06	68.56	71.67	77.43	83.67	112.78	31	32	88.77	96.34	100.51	105.99	112.53	118.51	121.49	124.49	125.30	130.46	134.44	138.43	142.41	145.40	151.37	155.36	160.34	165.32	169.30	172.29	175.28	184.24	188.22	192.21	196.19	201.17	207.15	211.13	215.12	218.10	221.09	224.08	228.06	231.05	236.03	242.01	250.97	255.95	260.93	264.91	267.90	272.88	275.87

SEZIONE N° 00955__06

Livelli TR 200 - S2 - H=116.51 m. s.l.m.

SCALA QUOTE 1:500

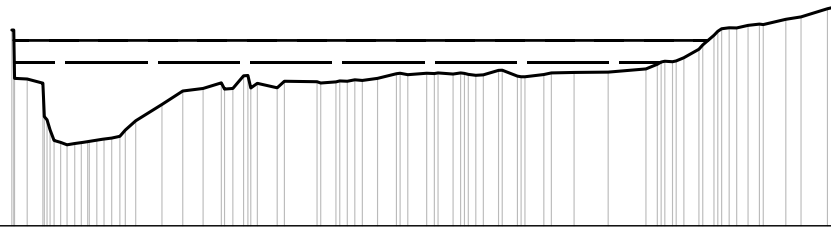


STATO ATTUALE	PUNTI		14		5		6		8		10		12		14		17		19		22		24		26		28		30		33		35		37		38		40		41		42		43		44		45		47		48		49		51		52		54		55		57		58		62		64		67		68		70		72		73		76		77	
	QUOTE [m s.l.m.]		117.82		114.11		113.74		110.45		109.60		109.74		109.88		109.97		110.11		112.04		113.45		113.98		113.85		113.36		114.03		114.00		113.80		113.91		114.22		114.37		114.34		114.38		114.37		114.24		114.38		114.47		114.52		114.54		114.80		114.84		116.05		116.99		117.18		117.73		118.63															
STATO PRELIMINARE	PUNTI		14		5		6		8		10		12		14		17		19		22		24		26		28		30		33		35		37		38		40		41		42		43		44		45		47		48		49		51		52		54		55		57		58		62		64		67		68		70		72		73		76		77	
	QUOTE [m s.l.m.]		117.82		114.11		113.74		110.45		109.60		109.74		109.88		109.97		110.11		112.04		113.45		113.98		113.85		113.36		114.03		114.00		113.80		113.91		114.22		114.37		114.34		114.38		114.37		114.24		114.38		114.47		114.52		114.54		114.80		114.84		116.05		116.99		117.18		117.73		118.63															
SCENARIO 2	PUNTI		14		5		6		8		10		12		14		17		19		22		24		26		28		30		33		35		37		38		40		41		42		43		44		45		47		48		49		51		52		54		55		57		58		62		64		67		68		70		72		73		76		77	
	QUOTE [m s.l.m.]		117.82		114.11		113.74		110.45		109.60		109.74		109.88		109.97		110.11		112.04		113.45		113.98		113.85		113.36		114.03		114.00		113.80		113.91		114.22		114.37		114.34		114.38		114.37		114.24		114.38		114.47		114.52		114.54		114.80		114.84		116.05		116.99		117.18		117.73		118.63															
SCENARIO 3	PUNTI		14		5		6		8		10		12		14		17		19		22		24		26		28		30		33		35		37		38		40		41		42		43		44		45		47		48		49		51		52		54		55		57		58		62		64		67		68		70		72		73		76		77	
	QUOTE [m s.l.m.]		117.82		114.11		113.74		110.45		109.60		109.74		109.88		109.97		110.11		112.04		113.45		113.98		113.85		113.36		114.03		114.00		113.80		113.91		114.22		114.37		114.34		114.38		114.37		114.24		114.38		114.47		114.52		114.54		114.80		114.84		116.05		116.99		117.18		117.73		118.63															
SCENARIO 4	PUNTI		14		5		6		8		10		12		14		17		19		22		24		26		28		30		33		35		37		38		40		41		42		43		44		45		47		48																																	

SEZIONE N° 00944__06

Livelli TR 200 - S2 - H=116.26 m. s.l.m.

SCALA QUOTE 1:500

[illegible]

STATO SOVRAPPOSTO
SEZIONE N° 00933__06
SEZIONE N° 00933__06

Livelli TR 30 - A - H=114.55 m. s.l.m.

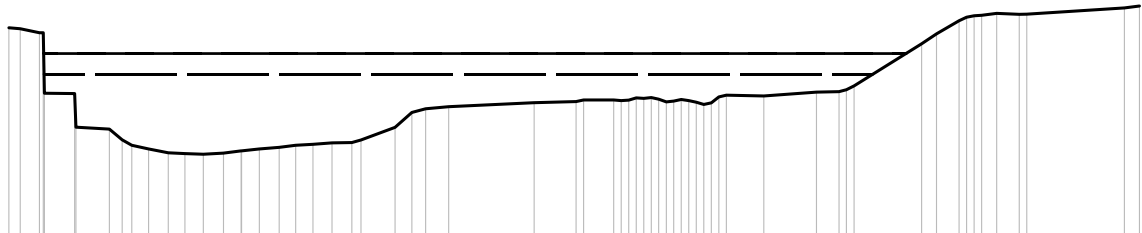
Livelli TR 200 - A - H=115.94 m. s.l.m.

Livelli TR 30 - S2 - H=114.56 m. s.l.m.

Livelli TR 200 - S2 - H=115.92 m. s.l.m.

SCALA DISTANZE 1:1000
SCALA QUOTE 1:500

104.00



SCENARIO 2	STATO ATTUALE	STATO ATTUALE																																							
		PUNTI																																							
		QUOTE [m s.l.m.]																																							
		Distanze Progressive [m]																																							
		Distanze Parziali [m]																																							
SCENARIO 2	STATO ATTUALE	STATO ATTUALE																																							
		PUNTI																																							
		QUOTE [m s.l.m.]																																							
		Distanze Progressive [m]																																							
		Distanze Parziali [m]																																							

SEZIONE N° 00929__06

Livelli TR 200 - S2 - H=115.27 m. s.l.m.

SCALA QUOTE 1:500

A cross-section diagram of a road profile. The diagram shows a road surface with a vertical drop on the left side, followed by a relatively flat section, and then a slight rise on the right side. The road is flanked by a dashed line on the left and a solid line on the right. A scale bar at the bottom left indicates a length of 104.00m.

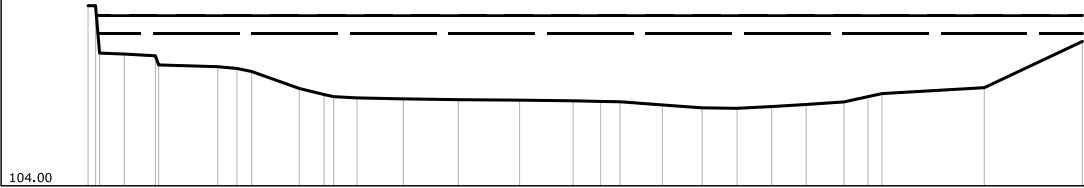
STATO ATTUALE	STATO ATTUALE																															
	STATO ATTUALE																															
	STATO ATTUALE																															
	STATO ATTUALE																															
	STATO ATTUALE																															
SCENARIO 2	SCENARIO 2																															
	SCENARIO 2																															
	SCENARIO 2																															
	SCENARIO 2																															
	SCENARIO 2																															

STATO SOVRAPPOSTO
SEZIONE N° 00926__06
SEZIONE N° 00926__06

Livelli TR 30 - A - H=114.07 m. s.l.m.
Livelli TR 200 - A - H=115.27 m. s.l.m.
Livelli TR 30 - S2 - H=114.08 m. s.l.m.
Livelli TR 200 - S2 - H=115.25 m. s.l.m.

SCALA DISTANZE 1:500
SCALA QUOTE 1:500

104.00

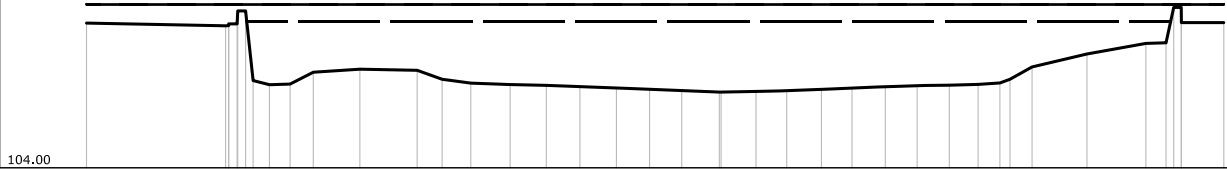


SCENARIO 2	STATO ATTUALE	STATO SOVRAPPOSTO																											
		STATO SOVRAPPOSTO																											
		STATO SOVRAPPOSTO																											
		STATO SOVRAPPOSTO																											
		STATO SOVRAPPOSTO																											
PUNTI		1	3	4	5	7	8	9	10	11	12	13	14	15	16	17	18	19	20	21	22	23	24	25	26	27	28	29	
QUOTE [m s.l.m.]		115.91 112.78		112.71	112.60		111.88	111.76	111.56	110.44	109.81	109.75	109.70		109.66		109.62	109.58	109.56	109.35	109.16	109.12	109.24	109.38	109.55	109.90	110.10		
DISTANZE PROGRESSIVE [m]		0.00 0.76		2.40	4.45		8.57	9.84	10.82	13.97	15.61	17.79	20.85	24.49	28.53		32.08	33.90	35.18	37.98	40.61	42.91	45.20	47.49	49.98	51.57	52.50	59.27	65.75
DISTANZE PARZIALI [m]						3.90			3.15			3.06	3.64	4.04	3.55			2.80	2.63					2.49			6.77	6.48	
PUNTI		1	3	4	5	7	8	9	10	11	12	13	14	15	16	17	18	19	20	21	22	23	24	25	26	27	28	29	
QUOTE [m s.l.m.]		115.91 112.78		112.71	112.60		111.88	111.76	111.56	110.44	109.81	109.75	109.70		109.66		109.62	109.58	109.56	109.35	109.16	109.12	109.24	109.38	109.55	109.90	110.10		
DISTANZE PROGRESSIVE [m]		0.00 0.76		2.40	4.45		8.57	9.84	10.82	13.97	15.61	17.79	20.85	24.49	28.53		32.08	33.90	35.18	37.98	40.61	42.91	45.20	47.49	49.98	51.57	52.50	59.27	65.75
DISTANZE PARZIALI [m]						3.90			3.15			3.06	3.64	4.04	3.55			2.80	2.63					2.49			6.77	6.48	

STATO SOVRAPPOSTO
SEZIONE N° 00916__06
SEZIONE N° 00916__06

Livelli TR 30 - A - H=113.66 m. s.l.m.
Livelli TR 200 - A - H=114.83 m. s.l.m.
Livelli TR 30 - S2 - H=113.67 m. s.l.m.
Livelli TR 200 - S2 - H=114.80 m. s.l.m.

SCALA DISTANZE 1:500
SCALA QUOTE 1:500



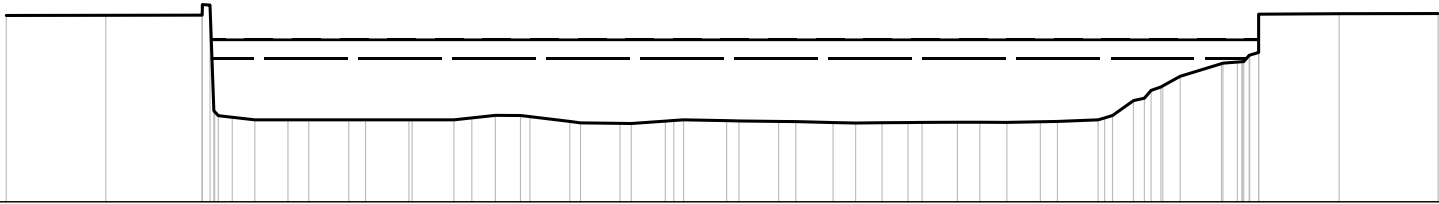
STATO ATTUALE	PUNTI																																				
	1	2	5	8	9	10	11	12	13	14	15	16	17	18	19	20	21	22	24	25	26	27	28	29	30	31	32	33	34	35	36	37	39	41			
	QUOTE [m s.l.m.]	113.57	113.39	113.52	113.52	109.77	109.50	109.54	110.32	110.52	110.45	109.85	109.60	109.51	109.45	109.38	109.26	109.20	109.11	109.01	109.05	109.10	109.19	109.26	109.38	109.42	109.46	109.52	109.61	109.85	110.67	111.53	112.23	112.27	114.61	113.60	
	DISTANZE PROGRESSIVE [m]	0.00	9.20	9.96	11.02	12.10	13.46	15.00	18.07	21.86	23.52	25.41	28.01	30.40	32.63	35.04	37.23	39.36	41.85	44.27	46.30	48.60	50.62	52.82	54.93	57.05	58.96	60.40	61.06	62.53	66.16	70.05	71.38	72.39	75.20		
	DISTANZE PARZIALI [m]	9.20						3.07	3.79			2.60			2.41			2.49													3.63	3.89			2.80		
SCENARIO 2	PUNTI																																				
	1	2	5	8	9	10	11	12	13	14	15	16	17	18	19	20	21	22	24	25	26	27	28	29	30	31	32	33	34	35	36	37	39	41			
	QUOTE [m s.l.m.]	113.57	113.39	113.52	113.52	109.77	109.50	109.54	110.32	110.52	110.45	109.85	109.60	109.51	109.45	109.38	109.26	109.20	109.11	109.01	109.05	109.10	109.19	109.26	109.38	109.42	109.46	109.52	109.61	109.85	110.67	111.53	112.23	112.27	114.61	113.60	
	DISTANZE PROGRESSIVE [m]	0.00	9.20	9.96	11.02	12.10	13.46	15.00	18.07	21.86	23.52	25.41	28.01	30.40	32.63	35.04	37.23	39.36	41.85	44.27	46.30	48.60	50.62	52.82	54.93	57.05	58.96	60.40	61.06	62.53	66.16	70.05	71.38	72.39	75.20		
	DISTANZE PARZIALI [m]	9.20						3.07	3.79			2.60			2.41			2.49													3.63	3.89			2.80		

STATO SOVRAPPOSTO
SEZIONE N° 00904PA06
SEZIONE N° 00904PA06

Livello TR 30 - A - H=113,47 m. s.l.m.
Livello TR 200 - A - H=114,74 m. s.l.m.
Livello TR 30 - S2 - H=113,47 m. s.l.m.
Livello TR 200 - S2 - H=114,71 m. s.l.m.

SCALA DISTANZE 1:500
SCALA QUOTE 1:500

104.00



STATO ATTUALE	PUNTI		1	2	3	7	10	11	12	13	14	15	16	18	19	20	22	23	24	25	26	27	29	30	31	32	33	34	35	36	37	38	39	40	41	42	43	44	46	47	48	50	52	53	55	56	63	64		
	QUOTE [m s.l.m.]		116.32	116.33	116.34	110.02	109.59	109.42	109.42	109.42	109.42	109.42	109.42	109.42	109.42	109.55	109.72	109.71	109.63	109.31	109.23	109.19	109.18	109.34	109.42	109.37	109.35	109.32	109.30	109.24	109.21	109.23	109.24	109.25	109.26	109.26	109.25	109.29	109.31	109.42	109.71	110.69	110.85	111.59	112.30	113.14	113.24	113.88	116.44	116.45
	DISTANZE PROGRESSIVE [m]		0.00	6.58	12.95	13.73	14.94	16.44	18.63	20.00	22.65	23.76	26.63	29.60	30.79	32.34	34.01	34.83	37.27	37.97	40.59	41.33	43.58	44.79	47.64	48.45	51.08	52.21	54.68	56.17	57.92	59.63	60.56	62.90	64.38	66.17	68.38	69.52	72.20	73.16	74.54	75.26	76.35	77.63	80.36	81.41	82.82	88.14	94.68	
	DISTANZE PARZIALI [m]			6.58						2.65		2.87		2.76				2.64	2.62					2.85	2.63	2.47											2.68						2.73			5.32		6.54		
SCENARIO 2	PUNTI		1	2	3	7	10	11	12	13	14	15	16	18	19	20	22	23	24	25	26	27	29	30	31	32	33	34	35	36	37	38	39	40	41	42	43	44	46	47	48	50	52	53	55	56	63	64		
	QUOTE [m s.l.m.]		116.32	116.33	116.34	110.02	109.59	109.42	109.42	109.42	109.42	109.42	109.42	109.42	109.55	109.72	109.71	109.63	109.31	109.23	109.19	109.18	109.34	109.42	109.37	109.35	109.32	109.30	109.24	109.21	109.23	109.24	109.25	109.26	109.26	109.25	109.29	109.31	109.42	109.71	110.69	110.85	111.59	112.30	113.14	113.24	113.88	116.44	116.45	
	DISTANZE PROGRESSIVE [m]		0.00	6.58	12.95	13.73	14.94	16.44	18.63	20.00	22.65	23.76	26.63	29.60	30.79	32.34	34.01	34.83	37.27	37.97	40.59	41.33	43.58	44.79	47.64	48.45	51.08	52.21	54.68	56.17	57.92	59.63	60.56	62.90	64.38	66.17	68.38	69.52	72.20	73.16	74.54	75.26	76.35	77.63	80.36	81.41	82.82	88.14	94.68	
	DISTANZE PARZIALI [m]			6.58						2.65		2.87		2.76				2.64	2.62					2.85	2.63	2.47											2.68						2.73			5.32		6.54		

STATO SOVRAPPOSTO
SEZIONE N° 00904PB06
SEZIONE N° 00904PB06

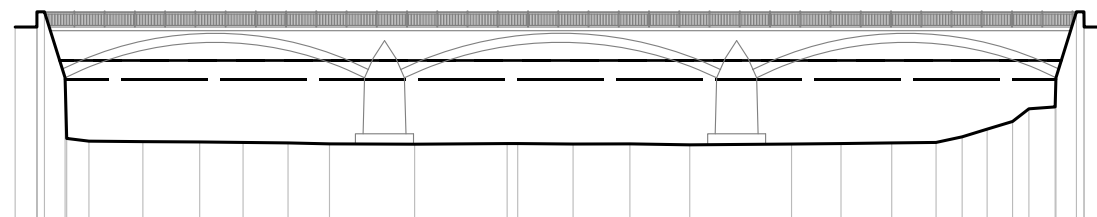
Livelli TR 30 - A - H=113.51 m. s.l.m.

Live|| TR 200 - A - H=114.76 m. s.l.m.

Live|| TR 30 - S2 - H=113.51 m. s.l.m.

Livelli TR 200 - S2 - H=114.73 m. s.l.m.

SCALA DISTANZE 1:500
SCALA QUOTE 1:500



		STATO ATTUALE																															
SCENARIO 2	PUNTI	1	2	5	7	8	9	10	11	12	13	14	5	16	17	18	19	20	21	22	23	24	25	26	27	29	32						
	QUOTE [m s.l.m.]	116.95	116.95	113.59	109.40	109.37	109.35	109.32	109.28	109.22	109.20	109.24	109.24	109.21	109.22	109.16	109.21	109.24	109.28	109.32	109.69	110.19	110.70	111.54	111.67	117.95	116.95						
	DISTANZE PROGRESSIVE [m]	0.00	1.44	3.30	4.88	8.44	12.20	15.07	18.04	20.78	26.41	32.53	33.23	36.89	40.65	44.61	51.34	54.61	57.96	60.90	62.62	64.27	65.96	67.03	68.77	70.18	72.47						
	DISTANZE PARZIALI [m]					3.56	3.76	2.87	2.97	2.74	5.63	6.12		3.66	3.76	3.96	6.73	3.27	3.35	2.94													
SCENARIO 2	PUNTI	1	2	5	7	8	9	10	11	12	13	14	5	16	17	18	19	20	21	22	23	24	25	26	27	29	32						
	QUOTE [m s.l.m.]	116.95	116.95	113.59	109.40	109.37	109.35	109.32	109.28	109.22	109.20	109.24	109.24	109.21	109.22	109.16	109.21	109.24	109.28	109.32	109.69	110.19	110.70	111.54	111.67	117.95	116.95						
	DISTANZE PROGRESSIVE [m]	0.00	1.44	3.30	4.88	8.44	12.20	15.07	18.04	20.78	26.41	32.53	33.23	36.89	40.65	44.61	51.34	54.61	57.96	60.90	62.62	64.27	65.96	67.03	68.77	70.18	72.47						
	DISTANZE PARZIALI [m]					3.56	3.76	2.87	2.97	2.74	5.63	6.12		3.66	3.76	3.96	6.73	3.27	3.35	2.94													

STATO SOVRAPPOSTO
SEZIONE N° 00904PC06
SEZIONE N° 00904PC06

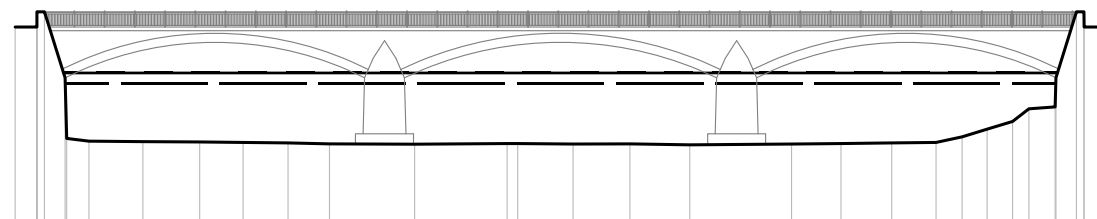
Livelli TR 30 - A - H=113.20 m. s.l.m.

Live|| TR 200 - A - H=113.91 m. s.l.m.

Live|| TR 30 - S2 - H=113.21 m. s.l.m.

Livelli TR 200 - S2 - H=113.91 m. s.l.m.

SCALA DISTANZE 1:500
SCALA QUOTE 1:500

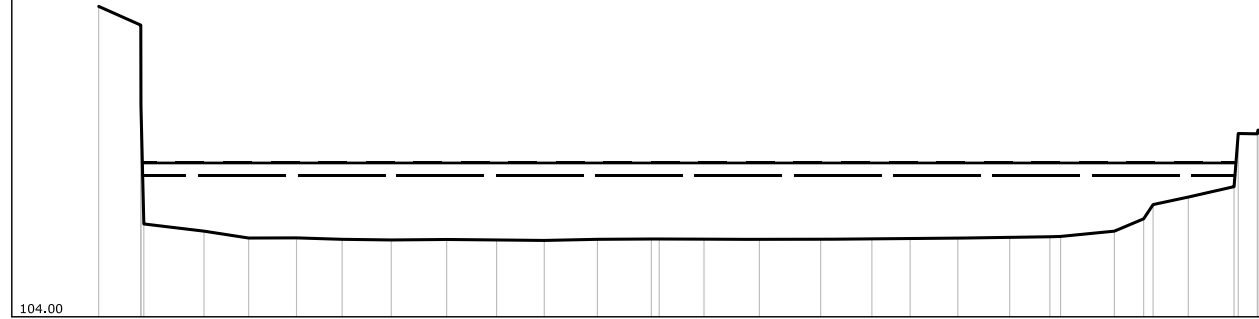


		STATO ATTUALE																															
SCENARIO 2	PUNTI	1	2	5	7	8	9	10	11	12	13	14	5	16	17	18	19	20	21	22	23	24	25	26	27	29	32						
	QUOTE [m s.l.m.]	116.95	116.95	113.59	109.40	109.37	109.35	109.32	109.28	109.22	109.20	109.24	109.24	109.21	109.22	109.16	109.21	109.24	109.28	109.32	109.69	110.19	110.70	111.54	111.67	117.95	116.95						
	DISTANZE PROGRESSIVE [m]	0.00	1.44	3.30	4.88	8.44	12.20	15.07	18.04	20.78	26.41	32.53	33.23	36.89	40.65	44.61	51.34	54.61	57.96	60.90	62.62	64.27	65.96	67.03	68.77	70.18	72.47						
	DISTANZE PARZIALI [m]					3.56	3.76	2.87	2.97	2.74	5.63	6.12		3.66	3.76	3.96	6.73	3.27	3.35	2.94													
SCENARIO 2	PUNTI	1	2	5	7	8	9	10	11	12	13	14	5	16	17	18	19	20	21	22	23	24	25	26	27	29	32						
	QUOTE [m s.l.m.]	116.95	116.95	113.59	109.40	109.37	109.35	109.32	109.28	109.22	109.20	109.24	109.24	109.21	109.22	109.16	109.21	109.24	109.28	109.32	109.69	110.19	110.70	111.54	111.67	117.95	116.95						
	DISTANZE PROGRESSIVE [m]	0.00	1.44	3.30	4.88	8.44	12.20	15.07	18.04	20.78	26.41	32.53	33.23	36.89	40.65	44.61	51.34	54.61	57.96	60.90	62.62	64.27	65.96	67.03	68.77	70.18	72.47						
	DISTANZE PARZIALI [m]					3.56	3.76	2.87	2.97	2.74	5.63	6.12		3.66	3.76	3.96	6.73	3.27	3.35	2.94													

SEZIONE N° 00904PD06

Livelli TR 200 - S2 - H=114.17 m. s.l.m.

104.00



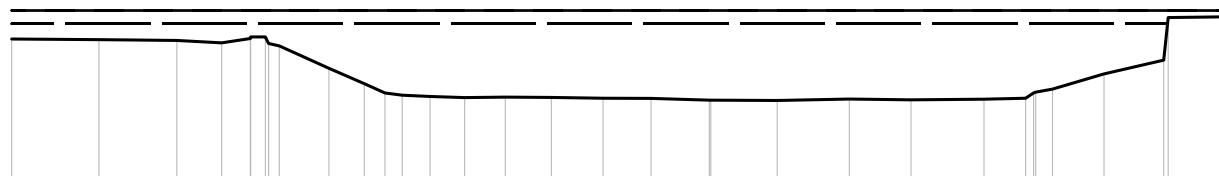
STATO ATTUALE	STATO ATTUALE																											
	PUNTI																											
	QUOTE [m s.l.m.]																											
	DISTANZE PROGRESSIVE [m]																											
	DISTANZE PARZIALI [m]																											
SCENARIO 2	SCENARIO 2																											
	PUNTI																											
	QUOTE [m s.l.m.]																											
	DISTANZE PROGRESSIVE [m]																											
	DISTANZE PARZIALI [m]																											

SEZIONE N° 00897__06

|| Livelli TR 200 - S2 - H=114.06 m. s.l.m.

SCALA QUOTE 1:500

103.00



		STATO ATTUALE																																
SCENARIO 2	PUNTI	1	2	3	4	5	7	9	10	11	12	13	14	15	16	17	18	19	20	22	23	24	25	26	28	29	30	31	33					
	QUOTE [m s.l.m.]	112.18	112.14	112.08	111.92	112.21	112.32	111.72	110.24	109.23	108.61	108.46	108.38	108.30	108.34	108.31	108.26	108.25	108.14	108.11	108.21	108.16	108.20	108.26	108.68	108.87	109.87	110.78	113.65					
	DISTANZE PROGRESSIVE [m]	0.00	5.77	10.92	13.88	15.78	16.77	11.69	20.98	23.31	24.68	25.82	27.66	29.95	32.64	35.69	39.11	42.28	46.13	50.62	55.39	59.47	64.30	67.91	68.83	72.23	76.18	80.60						
	DISTANZE PARZIALI [m]	5.77	5.15	2.96				3.29						2.69	3.05	3.42	3.17	3.85	4.39	4.77	4.08	4.83	2.75		3.40	3.95	4.12							
SCENARIO 2	PUNTI	1	2	3	4	5	7	9	10	11	12	13	14	15	16	17	18	19	20	22	23	24	25	26	28	29	30	31	33					
	QUOTE [m s.l.m.]	112.18	112.14	112.08	111.92	112.21	112.32	111.72	110.24	109.23	108.61	108.46	108.38	108.30	108.34	108.31	108.26	108.25	108.14	108.11	108.21	108.16	108.20	108.26	108.68	108.87	109.87	110.78	113.65					
	DISTANZE PROGRESSIVE [m]	0.00	5.77	10.92	13.88	15.78	16.77	11.69	20.98	23.31	24.68	25.82	27.66	29.95	32.64	35.69	39.11	42.28	46.13	50.62	55.39	59.47	64.30	67.91	68.83	72.23	76.18	80.60						
	DISTANZE PARZIALI [m]	5.77	5.15	2.96				3.29						2.69	3.05	3.42	3.17	3.85	4.39	4.77	4.08	4.83	2.75		3.40	3.95	4.12							

STATO SOVRAPPOSTO
SEZIONE N° 00887__06
SEZIONE N° 00887__06

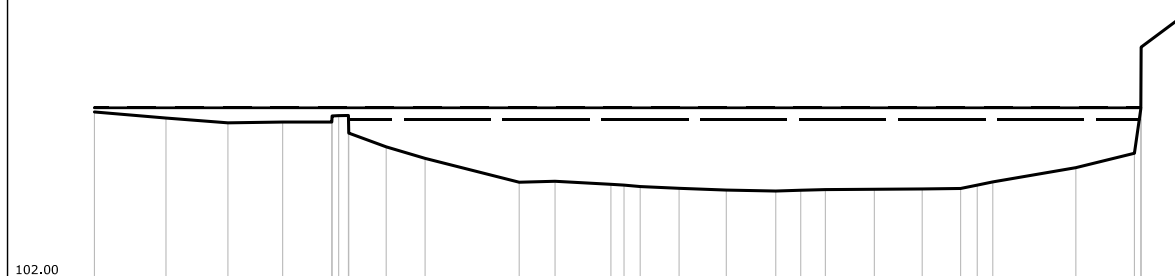
Livelli TR 30 - A - H=112.46 m. s.l.m.

Livello TR 200 - A - H=113.25 m. s.l.m.

Livello TR 30 - S2 - H=112.47 m. s.l.m.

Livelli TR 200 - S2 - H=113.24 m. s.l.m.

SCALA DISTANZE 1:500
SCALA QUOTE 1:500

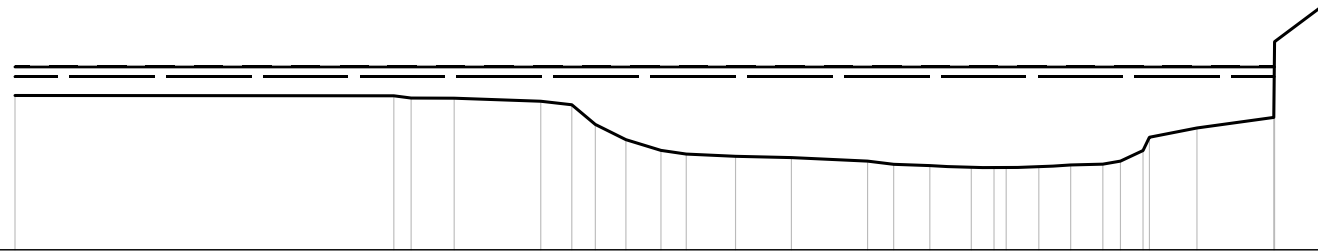


SCENARIO 2	STATO ATTUALE	PUNTI	1	2	3	4	5	8	10	11		12	13	14	5	16	17	18	19	20	21		22	23	24	25	26		27	28	31
		QUOTE [m s.l.m.]	112.97	112.56	112.25	112.30	112.30	112.73	110.66	109.90		108.32	108.38	108.18	108.13	108.04	107.92	107.80	107.74	107.79	107.83		107.85	107.88	107.91	108.13	108.34		109.28	110.24	119.56
		DISTANZE PROGRESSIVE [m]	0.00	4.73	8.83	12.44	15.69	16.79	19.29	21.86		28.09	30.46	34.15	35.02	36.09	38.66	41.78	45.05	46.70	48.33		51.57	54.74	57.28	58.38	59.40		64.90	68.77	72.31
		DISTANZE PARZIALI [m]	4.73	4.10	3.61	3.25	2.47	2.57	6.23			3.69			2.57	3.12	3.27				3.24	3.17	2.54				5.50	3.87	3.10		
		PUNTI	1	2	3	4	5	8	10	11		12	13	14	5	16	17	18	19	20	21		22	23	24	25	26		27	28	31
QUOTE [m s.l.m.]	112.97	112.56	112.25	112.30	112.30	112.73	110.66	109.90		108.32	108.38	108.18	108.13	108.04	107.92	107.80	107.74	107.79	107.83		107.85	107.88	107.91	108.13	108.34		109.28	110.24	119.56		
DISTANZE PROGRESSIVE [m]	0.00	4.73	8.83	12.44	15.69	16.79	19.29	21.86		28.09	30.46	34.15	35.02	36.09	38.66	41.78	45.05	46.70	48.33		51.57	54.74	57.28	58.38	59.40		64.90	68.77	72.31		
DISTANZE PARZIALI [m]	4.73	4.10	3.61	3.25	2.47	2.57	6.23			3.69			2.57	3.12	3.27				3.24	3.17	2.54				5.50	3.87	3.10				

SEZIONE N° 00878__06

Livelli TR 200 - S2 - H=113.09 m. s.l.m.

101.00



STATO ATTUALE	PUNTI	1				2	3	4		5	6	7	8	9	10	11	12		13	14	15	16	17	18	19	20	21	22	23		25		26		28	
	QUOTE [m s.l.m.]	111.20				111.18	111.04	111.03		110.82	110.59	109.29	108.28	107.57	107.33	107.18	107.10		106.87	106.65	106.57	106.45	106.44	106.43	106.50	106.61	106.66	106.87	107.56		109.06		109.76		117.07	
	DISTANZE PROGRESSIVE [m]	0.00				25.05	26.19	29.04		34.77	36.82	38.38	40.40	42.72	44.39	47.65	51.34		56.38	58.10	60.50	63.24	64.74	65.55	67.70	69.81	71.94	73.10	74.59		78.16		83.24		86.38	
	DISTANZE PARZIALI [m]				25.05			2.85	5.73							3.26	3.69	5.04				2.74									3.14	5.08		3.09		
	SCENARIO 2	PUNTI	1				2	3	4		5	6	7	8	9	10	11	12		13	14	15	16	17	18	19	20	21	22	23		25		26		28
QUOTE [m s.l.m.]		111.20				111.18	111.04	111.03		110.82	110.59	109.29	108.28	107.57	107.33	107.18	107.10		106.87	106.65	106.57	106.45	106.44	106.43	106.50	106.61	106.66	106.87	107.56		109.06		109.76		117.07	
DISTANZE PROGRESSIVE [m]		0.00				25.05	26.19	29.04		34.77	36.82	38.38	40.40	42.72	44.39	47.65	51.34		56.38	58.10	60.50	63.24	64.74	65.55	67.70	69.81	71.94	73.10	74.59		78.16		83.24		86.38	
DISTANZE PARZIALI [m]					25.05			2.85	5.73							3.26	3.69	5.04				2.74									3.14	5.08		3.09		

SEZIONE N° 00866__06

SEZIONE N° 00866_06

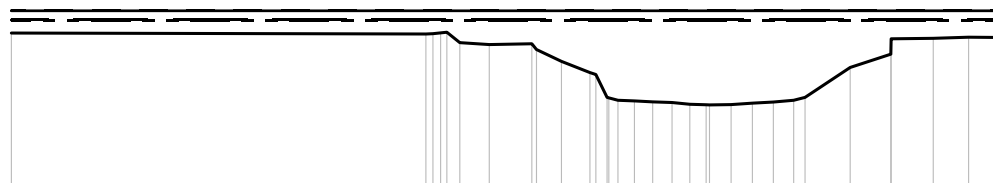
Live||| TR 200 - A - H=112.78 m. s.l.m.

Live!!! TR 30 - S2 - H=112.17 m. s.l.m.

Livelli TR 200 - S2 - H=112.77 m. s.l.m.

SCALA QUOTE 1:500

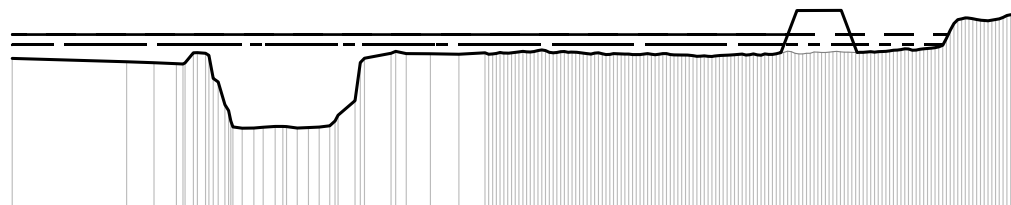
101.00

[illegible]

SEZIONE N° 00833__06

Livelli TR 200 - S2 - H=111.39 m. s.l.m.

SCALA QUOTE 1:500

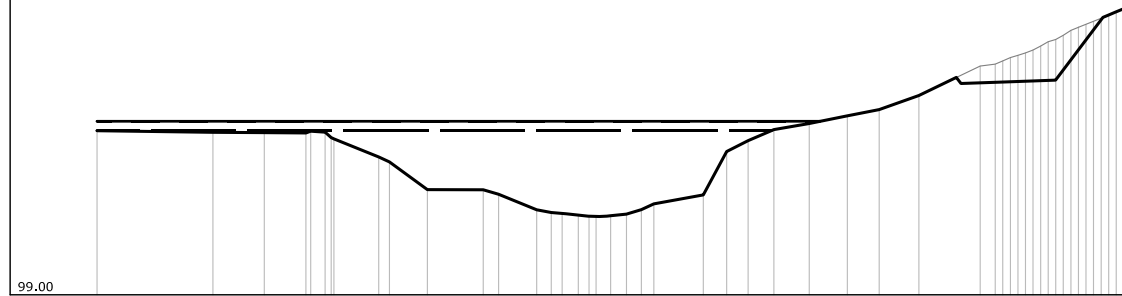


SCENARIO 2		STATO ATTUALE		Scenario 2 - Stato Attuale																											
				Scenario 2 - Stato Attuale																											
PUNTI		Scenario 2 - Stato Attuale																													
QUOTE [m s.l.m.]		Scenario 2 - Stato Attuale																													
DISTANZA PROGRESSIVA [m]		Scenario 2 - Stato Attuale																													
DISTANZA PARZIALI [m]		Scenario 2 - Stato Attuale																													
PUNTI		Scenario 2 - Stato Attuale																													
QUOTE [m s.l.m.]		Scenario 2 - Stato Attuale																													
DISTANZA PROGRESSIVA [m]		Scenario 2 - Stato Attuale																													
DISTANZA PARZIALI [m]		Scenario 2 - Stato Attuale																													

STATO SOVRAPPOSTO
SEZIONE N° 00813__06
SEZIONE N° 00813__06

<p>Livelli TR 30 - A - H=109.86 m. s.l.m.</p> <p>-----</p> <p>Livelli TR 200 - A - H=110.47 m. s.l.m.</p> <p>-----</p> <p>Livelli TR 30 - S2 - H=109.85 m. s.l.m.</p> <p>-----</p> <p>Livelli TR 200 - S2 - H=110.47 m. s.l.m.</p>
--

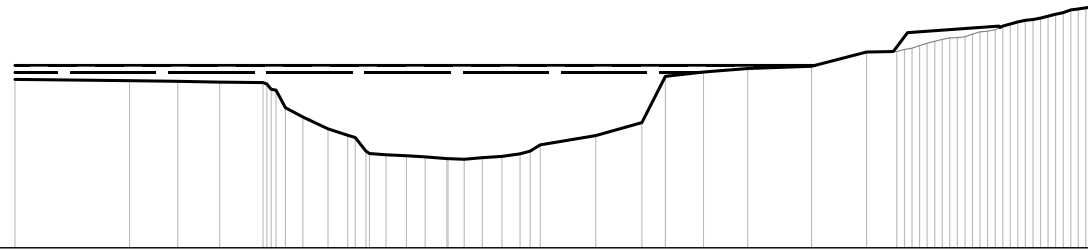
SCALA DISTANZE 1:1000
SCALA QUOTE 1:500

[illegible]

SEZIONE N° 00803__06

Livelli TR 200 - S2 - H=110.07 m. s.l.m.

98.00

[illegible]

STATO SOVRAPPOSTO
SEZIONE N° 00764__06
SEZIONE N° 00764__06

Livelli TR 30 - A - H=108.39 m. s.l.m.

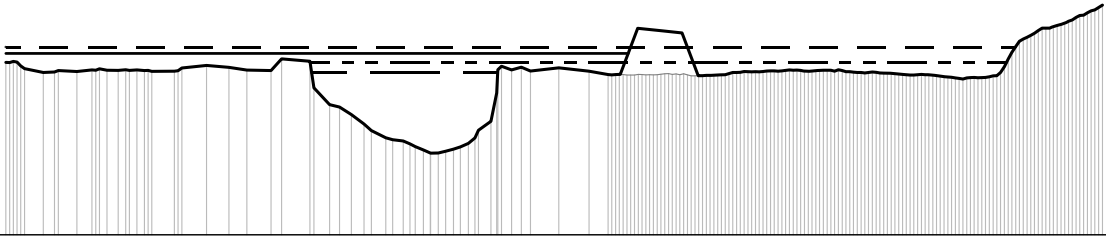
Livelli TR 200 - A - H=109.42 m. s.l.m.

Livelli TR 30 - S2 - H=107.71 m. s.l.m.

Livelli TR 200 - S2 - H=108.99 m. s.l.m.

SCALA DISTANZE 1:2000
SCALA QUOTE 1:500

97.00

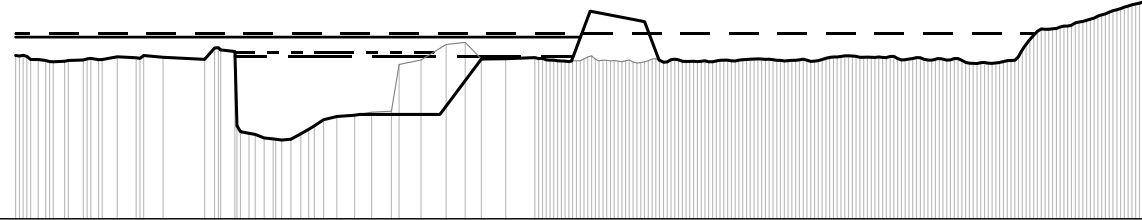


STATO ATTUALE	STATO ATTUALE				STATO 2			
	PUNTI	QUOTE [m s.l.m.]	DISTANZE PROGRESSIVE [m]	DISTANZE PARZIALI [m]	PUNTI	QUOTE [m s.l.m.]	DISTANZE PROGRESSIVE [m]	DISTANZE PARZIALI [m]
	14 78 1011143719 22 25 2627 289 30 3233435 3739143464850525558 59 60 6164770736738399 9471001001121591234738399425981567061667257883470	108.40 108.42 107.73 107.77 107.80 107.90 107.88 107.87 107.87 107.86 107.82 108.20 108.07 107.89 107.86 108.63 108.47 105.61 105.61 104.95 104.95 104.33 103.42 103.20 102.83 102.41 102.53 102.81 102.81 103.41 104.51 104.51 104.51 104.51 108.04	0.00 2.37 9.91 12.88 18.82 22.78 26.74 32.62 36.65 44.57 53.09 59.04 63.77 70.14 72.96 80.44 88.54 88.54 91.41 94.75 100.49 105.13 108.30 112.30 116.34 120.23 124.10 128.34 133.77 138.35 146.29		14 78 1011143719 22 25 2627 289 30 3233435 3739143464850525558 59 60 6164770736738399 9471001001121591234738399425981567061667257883470	108.40 108.42 107.73 107.77 107.80 107.90 107.88 107.87 107.87 107.86 107.82 108.20 108.07 107.89 107.86 108.63 108.47 105.61 105.61 104.95 104.95 104.33 103.42 103.20 102.83 102.41 102.53 102.81 102.81 103.41 104.51 104.51 104.51 104.51 108.04	0.00 2.37 9.91 12.88 18.82 22.78 26.74 32.62 36.65 44.57 53.09 59.04 63.77 70.14 72.96 80.44 88.54 88.54 91.41 94.75 100.49 105.13 108.30 112.30 116.34 120.23 124.10 128.34 133.77 138.35 146.29	

SEZIONE N° 00754__06

Livello TR 200 - S2 - H=109.01 m. s.l.m.

97.00



STATO ATTUALE		STATO 2	
PUNTI	14 6 8 10 1215 17 18 21 223 26293B339638 404142 43 45 46 4748 49 50 51 52 53 54 55 56 57 58 59 60 61 62 63 64 65 66 67 68 69 70 71 72 73 74 75 76 77 78 79 80 81 82 83 84 85 86 87 88 89 90 91 92	PUNTI	14 6 8 10 1215 17 18 21 223 26293B339638 40 41 43 44 45 46 47 48 49 50 51 52 53 54 55 56 57 58 59 60 61 62 63 64 65 66 67 68 69 70 71 72 73 74 75 76 77 78 79 80 81 82 83 84 85 86 87 88 89 90 91 92
QUOTE [m s.l.m.]	107,50 107,53 107,40 107,42 107,50 107,52 107,71 107,65 107,68 107,59 108,06 108,06 102,35 102,26 102,62 103,15 103,76 103,85 104,05 104,11 107,50 108,53 108,67 107,59 107,66 107,66 107,51 107,45 107,49 107,78 107,45 107,30 107,52 107,42 107,44 107,55 107,48 107,67 107,68 107,56 107,60 107,55 107,46 107,29 107,47 108,14 108,59 109,54 110,20 110,76 111,44	QUOTE [m s.l.m.]	107,50 107,53 107,40 107,42 107,50 107,52 107,71 107,65 107,68 107,59 108,06 108,06 102,35 102,26 102,62 103,15 103,76 103,85 104,05 104,11 107,50 108,53 108,67 107,59 107,66 107,66 107,51 107,45 107,49 107,78 107,45 107,30 107,52 107,42 107,44 107,55 107,48 107,67 107,68 107,56 107,60 107,55 107,46 107,29 107,47 108,14 108,59 109,54 110,20 110,76 111,44
DISTANZE PROGRESSIVE [m]	0,00 5,98 12,95 17,93 21,92 26,90 31,88 38,99 50,24 57,99 61,72 65,76 68,81 72,80 79,07 84,95 89,66 94,16 99,41 107,22 113,87 118,93 123,19 129,64 137,35 140,33 143,33 146,33 149,33 152,33 155,33 158,33 161,33 164,33 167,33 170,33 173,33 176,33 179,33 182,33 185,33 188,33 191,33 194,33 197,33 200,33 203,33 206,33 209,33 212,33 215,33 218,33 221,33 224,33 227,33 230,33 233,33 236,33 239,33 242,33 245,33 248,33 251,33 254,33 257,33 260,33 263,33 266,33 269,33 272,33 275,33 278,33 281,33 284,33 287,29 290,29 293,29 296,29 299,29	DISTANZE PROGRESSIVE [m]	0,00 5,98 12,95 17,93 21,92 26,90 31,88 38,99 50,24 57,99 61,72 65,76 68,81 72,80 79,07 84,95 89,66 112,21 123,19 129,64 137,35 140,33 143,33 146,33 149,33 152,01 165,20 170,20 173,33 176,33 179,33 182,33 185,33 188,33 191,33 194,33 197,33 200,33 203,33 206,33 209,33 212,33 215,33 218,33 221,33 224,33 227,33 230,33 233,33 236,33 239,33 242,33 245,33 248,33 251,33 254,33 257,33 260,33 263,33 266,33 269,33 272,33 275,33 278,33 281,33 284,33 287,29 290,29 293,29 296,29 299,29
DISTANZE PARZIALI [m]	11,03	DISTANZE PARZIALI [m]	11,03
PUNTI	14 6 8 10 1215 17 18 21 223 26293B339638 40 41 43 44 45 46 47 48 49 50 51 52 53 54 55 56 57 58 59 60 61 62 63 64 65 66 67 68 69 70 71 72 73 74 75 76 77 78 79 80 81 82 83 84 85 86 87 88 89 90 91 92	PUNTI	14 6 8 10 1215 17 18 21 223 26293B339638 40 41 43 44 45 46 47 48 49 50 51 52 53 54 55 56 57 58 59 60 61 62 63 64 65 66 67 68 69 70 71 72 73 74 75 76 77 78 79 80 81 82 83 84 85 86 87 88 89 90 91 92
QUOTE [m s.l.m.]	107,50 107,53 107,40 107,42 107,50 107,52 107,71 107,65 107,68 107,59 108,06 108,06 102,35 102,26 102,62 103,15 103,76 103,85 104,05 104,11 107,50 108,53 108,67 107,59 107,66 107,66 107,51 107,45 107,49 107,78 107,45 107,30 107,52 107,42 107,44 107,55 107,48 107,67 107,68 107,56 107,60 107,55 107,46 107,29 107,47 108,14 108,59 109,54 110,20 110,76 111,44	QUOTE [m s.l.m.]	107,50 107,53 107,40 107,42 107,50 107,52 107,71 107,65 107,68 107,59 108,06 108,06 102,35 102,26 102,62 103,15 103,76 103,85 104,05 104,11 107,50 108,53 108,67 107,59 107,66 107,66 107,51 107,45 107,49 107,78 107,45 107,30 107,52 107,42 107,44 107,55 107,48 107,67 107,68 107,56 107,60 107,55 107,46 107,29 107,47 108,14 108,59 109,54 110,20 110,76 111,44
DISTANZE PROGRESSIVE [m]	0,00 5,98 12,95 17,93 21,92 26,90 31,88 38,99 50,24 57,99 61,72 65,76 68,81 72,80 79,07 84,95 89,66 112,21 123,19 129,64 137,35 140,33 143,33 146,33 149,33 152,01 165,20 170,20 173,33 176,33 179,33 182,33 185,33 188,33 191,33 194,33 197,33 200,33 203,33 206,33 209,33 212,33 215,33 218,33 221,33 224,33 227,33 230,33 233,33 236,33 239,33 242,33 245,33 248,33 251,33 254,33 257,33 260,33 263,33 266,33 269,33 272,33 275,33 278,33 281,33 284,33 287,29 290,29 293,29 296,29 299,29	DISTANZE PROGRESSIVE [m]	0,00 5,98 12,95 17,93 21,92 26,90 31,88 38,99 50,24 57,99 61,72 65,76 68,81 72,80 79,07 84,95 89,66 112,21 123,19 129,64 137,35 140,33 143,33 146,33 149,33 152,01 165,20 170,20 173,33 176,33 179,33 182,33 185,33 188,33 191,33 194,33 197,33 200,33 203,33 206,33 209,33 212,33 215,33 218,33 221,33 224,33 227,33 230,33 233,33 236,33 239,33 242,33 245,33 248,33 251,33 254,33 257,33 260,33 263,33 266,33 269,33 272,33 275,33 278,33 281,33 284,33 287,29 290,29 293,29 296,29 299,29
DISTANZE PARZIALI [m]	11,03	DISTANZE PARZIALI [m]	11,03

STATO SOVRAPPOSTO

SEZIONE N° 00717__06

SEZIONE N° 00717__06

Livello TR 30 - A - H=107.44 m. s.l.m.

Livello TR 200 - A - H=108.25 m. s.l.m.

Livello TR 30 - S2 - H=107.15 m. s.l.m.

Livello TR 200 - S2 - H=108.17 m. s.l.m.

SCALA DISTANZE 1:2000

SCALA QUOTE 1:500

96.00

Intervento IR36

Intervento IR35

STATO ATTUALE

SCENARIO 2

PUNTI

QUOTE [m s.l.m.]

DISTANZE PROGRESSIVE [m]

DISTANZE PARZIALI [m]

PUNTI

QUOTE [m s.l.m.]

DISTANZE PROGRESSIVE [m]

DISTANZE PARZIALI [m]

STATO SOVRAPPONTO

SEZIONE N° 00702__06

SEZIONE N° 00702__06

Livello TR 30 - A - H=107.11 m. s.l.m.

Livello TR 200 - A - H=108.08 m. s.l.m.

Livello TR 30 - S2 - H=106.82 m. s.l.m.

Livello TR 200 - S2 - H=107.79 m. s.l.m.

SCALA DISTANZA 1:20000

SCALA QUOTE 1:500

96.00

STATO ATTUALE	
PUNTI	QUOTE [m s.l.m.]
1	106.76
4	107.35
6	107.35
8	106.44
10	106.44
13	106.47
17	106.47
18	106.47
20	106.48
22	106.48
24	106.48
26	106.48
27	106.48
29	106.48
30	106.48
32	106.48
34	106.48
35	106.48
38	106.48
40	106.48
41	106.48
42	106.48
43	106.48
44	106.48
46	106.48
49	106.48
50	106.48
52	106.48
54	106.48
55	106.48
56	106.48
58	106.48
59	106.48
60	106.48
62	106.48
64	106.48
65	106.48
66	106.48
68	106.48
69	106.48
70	106.48
72	106.48
74	106.48
75	106.48
77	106.48
78	106.48
79	106.48
80	106.48
81	106.48
82	106.48
83	106.48
84	106.48
85	106.48
86	106.48
87	106.48
88	106.48
89	106.48
90	106.48
91	106.48
92	106.48
93	106.48
94	106.48
95	106.48
96	106.48
97	106.48
98	106.48
99	106.48
100	106.48

STATO PROGETTATO	
PUNTI	QUOTE [m s.l.m.]
1	106.76
4	107.35
6	107.35
8	106.44
10	106.44
13	106.47
17	106.47
18	106.47
20	106.48
22	106.48
24	106.48
26	106.48
27	106.48
29	106.48
30	106.48
32	106.48
34	106.48
35	106.48
38	106.48
40	106.48
41	106.48
42	106.48
43	106.48
44	106.48
46	106.48
49	106.48
50	106.48
52	106.48
54	106.48
55	106.48
56	106.48
58	106.48
59	106.48
60	106.48
62	106.48
64	106.48
65	106.48
66	106.48
68	106.48
69	106.48
70	106.48
72	106.48
74	106.48
75	106.48
77	106.48
78	106.48
79	106.48
80	106.48
81	106.48
82	106.48
83	106.48
84	106.48
85	106.48
86	106.48
87	106.48
88	106.48
89	106.48
90	106.48
91	106.48
92	106.48
93	106.48
94	106.48
95	106.48
96	106.48
97	106.48
98	106.48
99	106.48
100	106.48

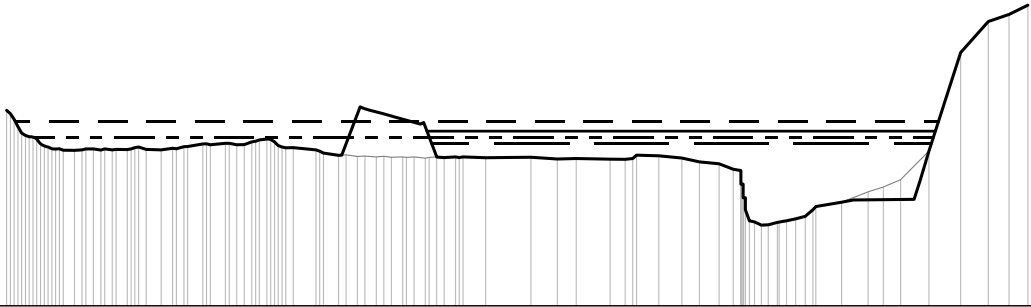
STATO ATTUALE	
PUNTI	QUOTE [m s.l.m.]
1	106.76
4	107.35
6	107.35
8	106.44

STATO SOVRAPPOSTO
SEZIONE N° 00675__06
SEZIONE N° 00675__06

Livello TR 30 - A - H=106.12 m. s.l.m.
Livello TR 200 - A - H=107.17 m. s.l.m.
Livello TR 30 - S2 - H=105.72 m. s.l.m.
Livello TR 200 - S2 - H=106.55 m. s.l.m.

SCALA DISTANZE 1:2000
SCALA QUOTE 1:500

95.00



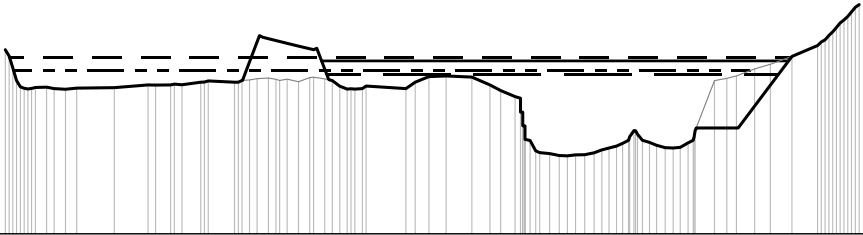
STATO ATTUALE	STATO ATTUALE	
	PUNTI	
	QUOTE [m s.l.m.]	
	DISTANZE PROGRESSIVE [m]	
SCENARIO 2	PUNTI	
	QUOTE [m s.l.m.]	
	DISTANZE PROGRESSIVE [m]	
	DISTANZE PARZIALI [m]	

STATO SOVRAPPONTO
SEZIONE N° 00665__06
SEZIONE N° 00665__06

Livello TR 30 - A - H=105.78 m. s.l.m.
Livello TR 200 - A - H=106.67 m. s.l.m.
Livello TR 30 - S2 - H=105.54 m. s.l.m.
Livello TR 200 - S2 - H=106.43 m. s.l.m.

SCALA DISTANZE 1:2000
SCALA QUOTE 1:500

95.00

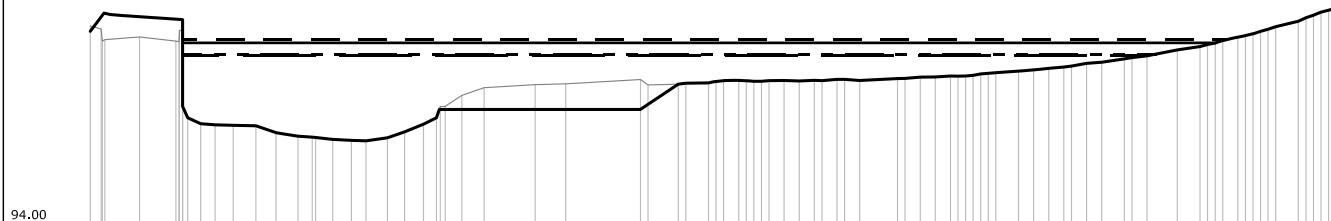


STATO ATTUALE	PUNTI	14710123141517192023262803233537914344546474895658661684567707377798183868889909192939401
	QUOTE [m s.l.m.]	107.17 105.14 104.58 104.70 104.56 104.63 104.67 104.85 104.84 104.86 105.03 105.02 105.17 105.08 105.19 105.06 105.33 105.25 104.76 104.59 104.60 104.60 105.60 105.40 105.44 105.36 104.85 104.47 104.07 134.81 140.39 106.48 100.30 100.18 100.23 100.36 100.68 100.88 100.88 101.05 100.70 100.72 101.18 105.13 105.28 105.44 105.90 106.21 106.73 107.45 108.84 108.94 109.67
	DISTANZE PROGRESSIVE [m]	0.00 2.98 5.96 10.93 15.90 18.89 28.83 37.77 43.74 46.72 51.69 60.63 64.61 67.22 72.32 77.07 80.51 84.49 88.47 91.45 94.43 105.98 112.06 116.57 123.42 128.20 131.02 134.81 140.39 146.54 150.81 155.74 159.70 163.29 163.29 170.58 174.54 178.54 181.93 187.59 190.84 193.37 198.22 202.35 208.06 214.86 218.84 220.84 223.83
	DISTANZE PARZIALI [m]	9.94 10.56
	PUNTI	1471012314151719202327303132346680434445464748956586616845677073777981828687889407
SCENARIO 2	QUOTE [m s.l.m.]	107.17 105.14 104.58 104.70 104.56 104.63 104.67 104.85 104.84 104.86 105.03 105.02 108.10 107.67 107.44 107.17 105.19 104.76 104.59 104.60 104.60 105.60 105.40 105.44 105.36 104.85 104.47 104.07 134.81 140.39 106.48 100.30 100.18 100.23 100.36 100.68 100.88 100.88 101.05 100.70 100.72 101.18 102.00 106.73 107.45 108.84 108.94 109.67
	DISTANZE PROGRESSIVE [m]	0.00 2.98 5.96 10.93 15.90 18.89 28.83 37.77 43.74 46.72 51.69 60.63 67.22 72.32 77.07 81.55 85.51 88.47 91.45 94.43 105.98 112.06 116.57 123.42 128.20 131.02 134.81 140.39 146.54 150.81 155.74 159.70 163.29 163.29 170.58 174.54 178.54 181.93 193.87 208.06 214.86 218.84 220.84 223.83
	DISTANZE PARZIALI [m]	9.94 11.14 14.19
	PUNTI	1471012314151719202327303132346680434445464748956586616845677073777981828687889407

SEZIONE N° 00643__06

Livelli TR 200 - S2 - H=105.90 m. s.l.m.

SCALA QUOTE 1:500



SCENARIO 2		STATO ATTUALE																																									
PUNTI		PUNTI																																									
QUOTE [m s.l.m.]		QUOTE [m s.l.m.]																																									
DISTANZE PROGRESSIVE [m]		DISTANZE PROGRESSIVE [m]																																									
DISTANZE PARZIALI [m]		DISTANZE PARZIALI [m]																																									
PUNTI		PUNTI																																									
QUOTE [m s.l.m.]		QUOTE [m s.l.m.]																																									
DISTANZE PROGRESSIVE [m]		DISTANZE PROGRESSIVE [m]																																									
DISTANZE PARZIALI [m]		DISTANZE PARZIALI [m]																																									

SEZIONE N° 00633__06

Livelli TR 200 - S2 - H=105.62 m. s.l.m.

SCALA QUOTE 1:500

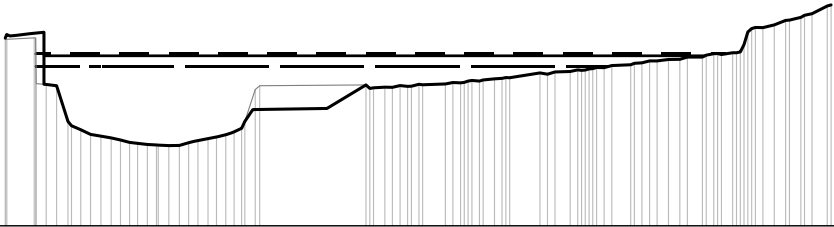
[illegible]

STATO SOVRAPPOSTO
SEZIONE N° 00623__06
SEZIONE N° 00623__06

Livello TR 30 - A - H=104.54 m. s.l.m.
Livello TR 200 - A - H=105.37 m. s.l.m.
Livello TR 30 - S2 - H=104.51 m. s.l.m.
Livello TR 200 - S2 - H=105.24 m. s.l.m.

SCALA DISTANZE 1:2000
SCALA QUOTE 1:500

94.00



STATO ATTUALE	PUNTI		QUOTE [m s.l.m.]		DISTANZE PROGRESSIVE [m]		DISTANZE PARZIALI [m]	
	1	4 7 8 9 11 13 14 15 16 17 18 19 20 21 22 23 24 25 27 29 31	106.41	106.43	0.00			
SCENARIO 2	PUNTI		QUOTE [m s.l.m.]		DISTANZE PROGRESSIVE [m]		DISTANZE PARZIALI [m]	
	1 4 5 6 10 11 13 14 15 16 17 18 19 20 21 22 23 24 25 26 27 29 30 31 32 33 34 35 36 37 38 39 40 41 42 43 44 45 46 47 48 49 50 51 52 53 54 55 56 57 58 59 60 61 62 63 64 65 66 67 68 69 70 71 72 73 74 75 76 77 78 79 80 81 82 83 84 85 86 87 88 89 90 91 92 93 94	106.59 106.60 106.62 103.26 103.90 100.75 99.99 99.99 99.99 99.99 99.52	106.41 106.40 106.38 103.26 103.90 100.75 99.99 99.99 99.99 99.99 99.52	0.00 7.65 13.58 16.61 19.88 25.33 28.76 32.88 37.60 43.76 48.06 50.36 53.63	28.13	95.43 100.43 104.43 108.43 110.43 116.43 120.43 124.43 126.43 129.43 132.43 134.43	141.43 145.43 148.43 152.43 154.43 158.43 164.43 168.43 172.43 176.43 184.43 187.43 192.43 196.43 203.43 206.43 210.43 213.43 217.43	19.62 10.32

STATO SOVRAPPOSTO
SEZIONE N° 00587__06
SEZIONE N° 00587__06

Livelli TR 30 - A - H=101.87 m. s.l.m.

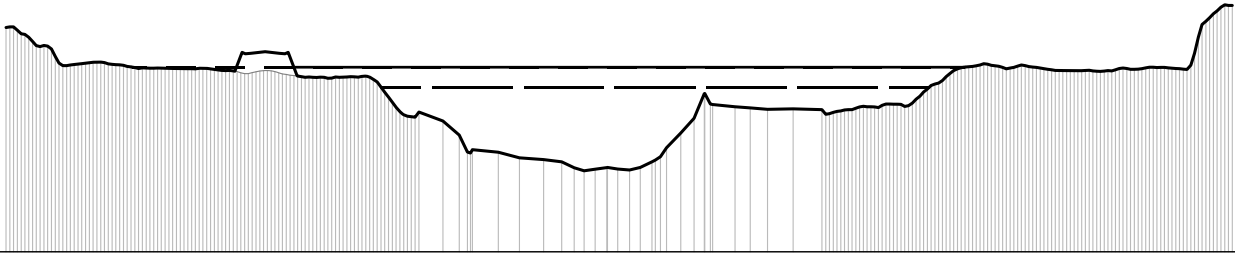
Livelli TR 200 - A - H=103.22 m. s.l.m.

Livelli TR 30 - S2 - H=101.87 m. s.l.m.

Livelli TR 200 - S2 - H=103.21 m. s.l.m.

SCALA DISTANZE 1:2000
SCALA QUOTE 1:500

91.00



STATO ATTUALE	PUNTI	147101369225814748364525856707369825994700031091111214116117118119120223253672831321341383940141142458913467810102103104105106107108109110111112113114115116117118119120121122123124125126127128129130131132133134135136137138139140141142143144145146147148149150151152153154155156157158159160161162163164165166167168169170171172173174175176177178179180181182183184185186187188189190191192193194195196197198199200
	QUOTE [m s.l.m.]	105.63 105.18 105.18 104.57 103.31 103.31 103.39 103.39 103.54 103.54 103.43 103.16 103.14 103.14 103.16 103.11 103.11 103.16 102.99 102.96 102.91 102.98 102.68 102.58 102.54 102.54 102.56 102.56 102.53 102.53 101.89 100.89 99.90
	DISTANZE PROGRESSIVE [m]	0.00 3.00 6.01 9.02 15.03 21.04 24.04 27.05 30.05 36.06 42.07 45.08 48.09 51.10 54.10 57.10 60.11 66.12 69.12 72.13 78.14 81.15 87.16 90.16 96.17 99.18 102.18 107.19
	DISTANZE PARZIALI [m]	
SCENARIO 2	PUNTI	14710136922581474836452585646667707478483689299801104007109110111112131415161718192021222324252627131323313413536373839404142434445464748495051525354555657585960616263646566676869707172737475767778798081828384858687888990919293949596979899100
	QUOTE [m s.l.m.]	105.63 105.18 105.18 104.57 103.31 103.31 103.39 103.39 103.54 103.54 103.43 103.16 103.14 103.14 103.16 103.11 103.11 103.16 102.99 102.96 102.91 102.98 102.68 102.58 102.54 102.54 102.56 102.56 102.53 102.53 101.89 100.89 99.93
	DISTANZE PROGRESSIVE [m]	0.00 3.00 6.01 9.02 15.03 21.04 24.04 27.05 30.05 36.06 42.07 45.08 48.09 51.10 54.10 57.10 60.11 63.27 68.52 72.27 77.00 83.15 86.15 92.16 95.17 98.18 104.19 107.19
	DISTANZE PARZIALI [m]	

STATO SOVRAPPOSTO
SEZIONE N° 00577__06
SEZIONE N° 00577__06

Livelli TR 30 - A - H=101.75 m. s.l.m.

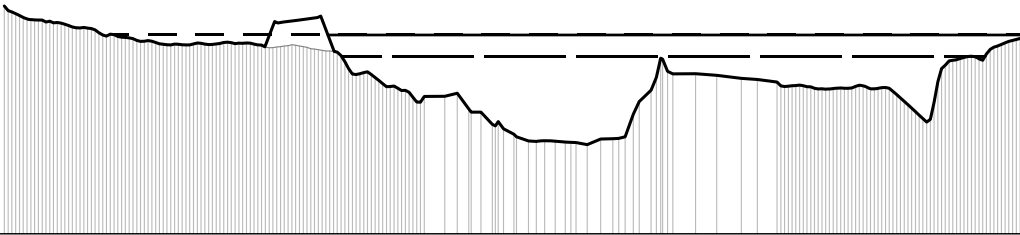
Livelli TR 200 - A - H=103.16 m. s.l.m.

Livelli TR 30 - S2 - H=101.75 m. s.l.m.

Livelli TR 200 - S2 - H=103.15 m. s.l.m.

SCALA DISTANZE 1:2000
SCALA QUOTE 1:500

90.00



STATO ATTUALE	STATO ATTUALE	
	PUNTI	1 4 7 1 0 3 6 9 2 2 5 2 8 3 4 7 0 6 3 6 5 5 5 8 1 6 7 0 7 0 9 3 8 3 5 9 0 7 0 0 1 0 0 3 2 1 1 3 1 4 5 1 7 1 9 1 2 2 4 2 6 2 8 3 0 1 1 3 3 5 3 7 3 8 1 3 1 4 4 1 4 5 1 4 6 4 7 1 4 8 1 5 6 7 9 1 0 1 1 1 2 1 3 1 4 1 5 1 6 1 7 1 8 1 9 2 0 2 1 2 2 2 3 1
	QUOTE [m s.l.m.]	105.06 104.55 104.10 104.11 104.06 103.93 103.93 103.64 103.49 103.49 103.05 102.96 102.72 102.53 102.54 102.51 102.51 102.60 102.60 102.54 102.35 102.44 102.44 102.21 102.13 102.36 100.53 100.71 100.74 98.47 105.08 99.03 99.08 116.52 99.09 98.26 122.87 126.05 98.05 126.05 132.04 96.59 96.14 96.16 96.16 96.08 96.03 151.73 96.27 151.73 96.27 160.96 164.23 167.96 171.83 171.83 176.81 100.59 100.59 100.48 100.48 194.96 199.17 100.21 204.41 207.38 210.34 210.34 216.77 219.24 225.17 225.17 228.14 234.10 237.04 240.00 245.54 245.54 248.90 254.83 257.80 266.70 266.70
	DISTANZE PROGRESSIVE [m]	0.00 3.00 9.00 12.01 15.01 21.02 24.02 30.02 33.02 36.03 42.03 45.03 51.04 54.04 60.04 63.05 66.05 72.05 75.06 81.06 84.06 93.07 96.07 102.08 105.08 111.08 116.52 122.87 126.05 132.04 138.64 142.90 148.40 151.73 157.72 160.96 164.23 167.96 171.83 176.81 182.84 188.41 194.96 199.17 204.41 207.38 210.34 210.34 216.77 219.24 225.17 225.17 228.14 234.10 237.04 240.00 245.54 245.54 248.90 254.83 257.80 266.70 266.70
	DISTANZE PARZIALI [m]	
SCENARIO 2	SCENARIO 2	
	PUNTI	1 4 7 1 0 3 6 9 2 2 5 2 8 3 4 7 0 6 3 6 5 5 5 8 1 6 7 0 1 7 4 7 5 7 8 3 4 7 0 9 3 6 9 1 0 2 1 0 3 1 0 5 1 0 1 1 1 2 1 4 1 1 1 7 1 9 1 2 2 2 1 5 2 2 3 0 1 3 1 3 4 1 3 5 1 3 6 3 7 1 3 8 1 4 1 7 1 9 1 2 3 3 3 1 7 1 7 1 8 1 9 2 0 2 1 2 2 2 3 1
	QUOTE [m s.l.m.]	105.06 104.55 104.10 104.11 104.06 103.93 103.93 103.64 103.49 103.49 103.05 102.96 102.72 102.53 102.54 102.51 102.51 102.60 102.60 102.54 102.35 102.44 102.44 102.21 102.13 102.36 100.53 100.71 100.74 98.47 105.08 99.03 99.08 116.52 99.09 98.26 122.87 126.05 98.05 126.05 132.04 96.59 96.14 96.16 96.16 96.08 96.03 151.73 96.27 151.73 96.27 160.96 164.23 167.96 171.83 171.83 176.81 100.59 100.59 100.48 100.48 194.96 199.17 100.21 204.41 207.38 210.34 210.34 216.77 219.24 225.17 225.17 228.14 234.10 237.04 240.00 245.54 245.54 248.90 254.83 257.80 266.70 266.70
	DISTANZE PROGRESSIVE [m]	0.00 3.00 9.00 12.01 15.01 21.02 24.02 30.02 33.02 36.03 42.03 45.03 51.04 54.04 60.04 63.05 66.05 72.05 77.59 81.34 87.24 93.07 96.07 102.08 105.08 111.08 116.52 122.87 126.05 132.04 138.64 142.90 148.40 151.73 157.72 160.96 164.23 167.96 171.83 176.81 182.84 188.41 194.96 199.17 204.41 207.38 210.34 210.34 216.77 219.24 225.17 225.17 228.14 234.10 237.04 240.00 245.54 245.54 248.90 254.83 257.80 266.70 266.70
	DISTANZE PARZIALI [m]	

STATO SOVRAPPOSTO
SEZIONE N° 00566__06
SEZIONE N° 00566__06

Livelli TR 30 - A - H=101.40 m. s.l.m.

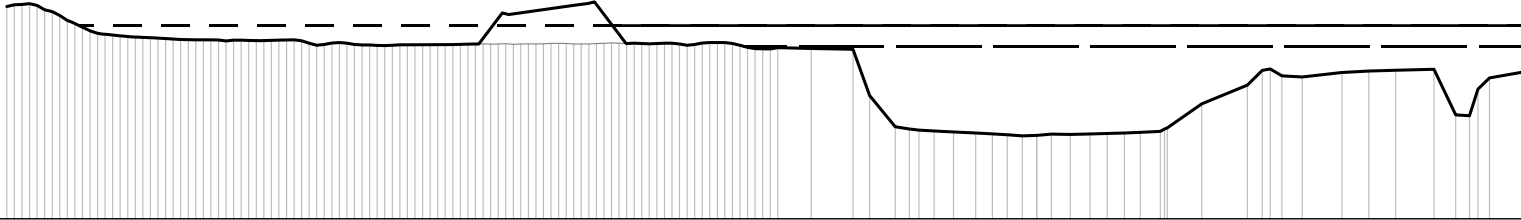
Livelli TR 200 - A - H=102.78 m. s.l.m.

Livelli TR 30 - S2 - H=101.40 m. s.l.m.

Livelli TR 200 - S2 - H=102.78 m. s.l.m.

SCALA DISTANZE 1:1000
SCALA QUOTE 1:500

90.00

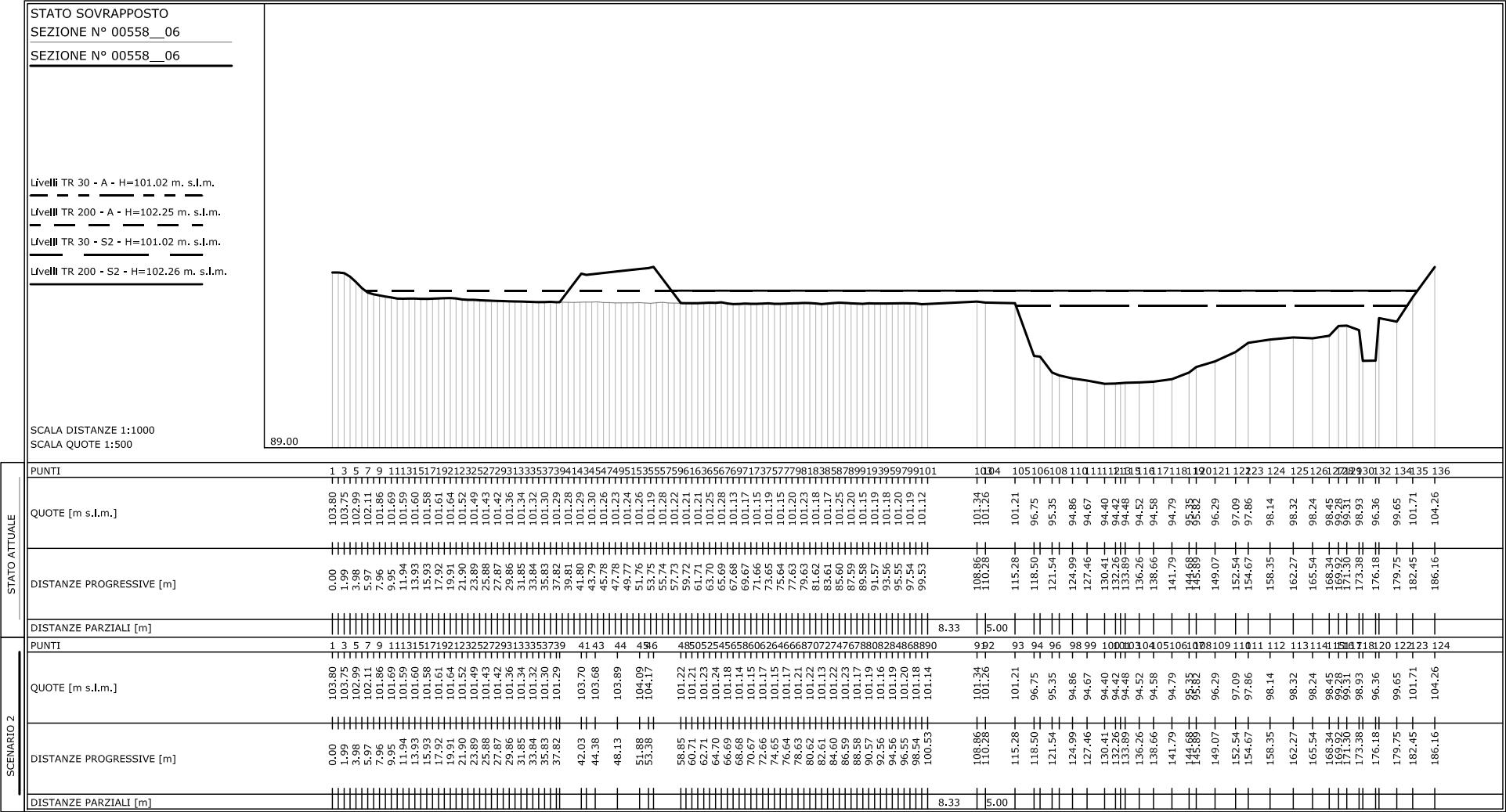


STATO ATTUALE

PUNTI	1 3 5 7 9 11 13 15 17 19 21 23 25 27 29 31 33 35 37 39 41 43 45 47 49 51 53 55 57 59 61 63 65 67 69 71 73 75 77 79 81 83 85 87 89 91 93 95 97 99 101 103 104 105 106 107 108 109 110 111 112 113 114 115 116 117 118 119 120 121 122 123 124 125 126 127 128 129 130 131 132 133 134 135 136 137 138 139 140 141
QUOTE [m s.l.m.]	104.04 104.17 104.11 103.70 103.70 103.12 103.00 102.68 102.27 102.15 102.06 101.99 101.95 101.89 101.85 101.84 101.82 101.81 101.79 101.77 101.82 101.83 101.83 101.81 101.83 101.65 101.65 101.53 101.50 101.45 101.45 101.51 101.53 101.51 101.52 101.54 101.56 101.55 101.58 101.56 101.56 101.60 101.57 101.56 101.59 101.63 101.59 101.59 101.59 101.61 101.48 101.62 101.65 101.59 101.34 101.24 101.32 101.26 101.21 101.21 98.15 96.09 95.84 95.84 95.80 95.75 95.67 95.61 95.61 95.56 95.48 95.52 95.60 95.58 95.61 95.64 95.67 95.72 95.78 97.60 98.84 99.81 99.45 99.38 99.68 99.77 99.82 99.89 96.87 96.82 99.32 99.69
DISTANZE PROGRESSIVE [m]	0.00 2.00 4.00 6.00 8.00 10.00 12.00 13.99 15.99 17.99 19.99 21.99 23.99 25.99 27.99 29.99 31.99 33.99 35.99 37.99 39.99 41.98 43.98 45.98 47.98 49.98 51.98 53.98 55.98 57.98 59.98 61.98 63.98 65.98 67.97 69.97 71.97 73.97 75.97 77.97 79.97 81.97 83.97 85.97 87.97 89.97 91.97 93.97 95.96 97.96 99.96 101.96 106.39 111.91 114.11 117.49 118.35 118.35 122.63 125.20 128.13 130.34 132.31 134.31 136.18 138.15 140.65 143.26 145.52 147.80 149.91 152.54 158.03 164.05 166.02 168.63 171.32 176.56 180.13 183.69 188.75 191.63 193.45 196.08 200.31
DISTANZE PARZIALI [m]	5.52 111.91 114.11 117.49 118.35 118.35 122.63 125.20 128.13 130.34 132.31 134.31 136.18 138.15 140.65 143.26 145.52 147.80 149.91 152.54 158.03 164.05 166.02 168.63 171.32 176.56 180.13 183.69 188.75 191.63 193.45 196.08 200.31

SCENARIO 2

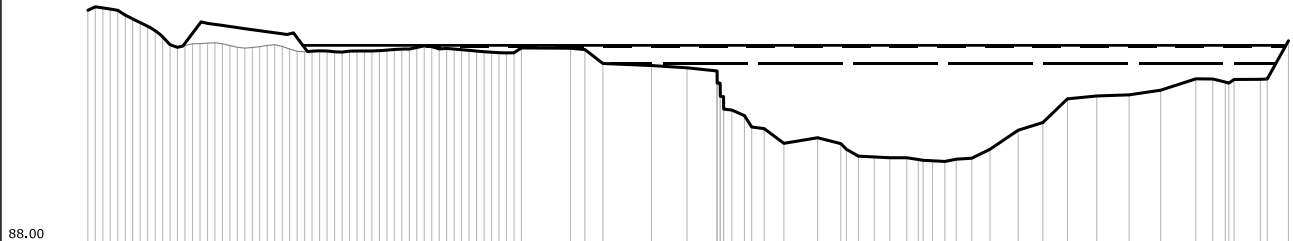
PUNTI	1 3 5 7 9 11 13 15 17 19 21 23 25 27 29 31 33 35 37 39 41 43 45 47 49 51 53 55 57 59 61 63 65 67 68 69 70 71 72 73 74 75 76 77 78 79 80 81 82 83 84 85 86 87 88 89 90 91 92 93 94 95 96 97 98 99 100 101 102 103 104 105 106 107 108 109 110 111 112 113 114 117 118 119 120 121 122 123 124 125 126 127 128 129 130 131
QUOTE [m s.l.m.]	104.04 104.17 104.11 103.70 103.70 103.12 103.00 102.68 102.27 102.15 102.06 101.99 101.95 101.89 101.85 101.84 101.82 101.81 101.79 101.77 101.82 101.83 101.83 101.81 101.83 101.65 101.65 101.53 101.50 101.45 101.45 101.51 101.53 101.51 101.52 101.54 101.56 103.61 103.61 103.88 104.14 104.24 101.59 101.59 101.59 101.59 101.61 101.48 101.62 101.65 101.59 101.34 101.24 101.32 101.26 101.21 101.21 98.15 96.09 95.84 95.84 95.80 95.75 95.67 95.61 95.61 95.56 95.48 95.52 95.60 95.58 95.61 95.64 95.67 95.72 95.78 97.60 98.84 99.81 99.45 99.38 99.68 99.77 99.82 99.89 96.87 96.82 99.32 99.69
DISTANZE PROGRESSIVE [m]	0.00 2.00 4.00 6.00 8.00 10.00 12.00 13.99 15.99 17.99 19.99 21.99 23.99 25.99 27.99 29.99 31.99 33.99 35.99 37.99 39.99 41.98 43.98 45.98 47.98 49.98 51.98 53.98 55.98 57.98 59.98 61.98 65.52 67.87 71.62 75.37 76.87 81.89 83.97 85.97 87.97 89.97 91.97 93.97 95.96 97.96 99.96 101.96 106.39 111.91 114.11 117.49 118.35 118.35 122.63 125.20 128.13 130.34 132.31 134.31 136.18 138.15 140.65 143.26 145.52 147.80 149.91 152.54 158.03 164.05 166.02 168.63 171.32 176.56 180.13 183.69 188.75 191.63 193.45 196.08 200.31
DISTANZE PARZIALI [m]	5.52 111.91 114.11 117.49 118.35 118.35 122.63 125.20 128.13 130.34 132.31 134.31 136.18 138.15 140.65 143.26 145.52 147.80 149.91 152.54 158.03 164.05 166.02 168.63 171.32 176.56 180.13 183.69 188.75 191.63 193.45 196.08 200.31



SEZIONE N° 00525__06

Livelli TR 200 - S2 - H=100.99 m. s.l.m.

88.00

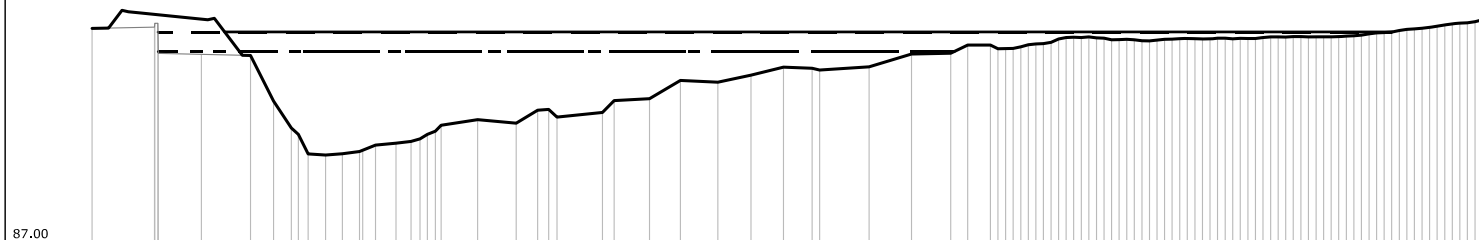


SCENARIO 2

SEZIONE N° 00515__06

Livello TR 200 - S2 - H=100.88 m. s.l.m.

SCALA QUOTE 1:500



SCENARIO 2	STATO ATTUALE		Scenario 1																																																	
			Scenario 2																																																	
			Scenario 3																																																	
			Scenario 4																																																	
PUNTI	QUOTE [m s.l.m.]	DISTANZE PROGRESSIVE [m]	DISTANZE PARZIALI [m]	PUNTI	QUOTE [m s.l.m.]	DISTANZE PROGRESSIVE [m]	DISTANZE PARZIALI [m]	PUNTI	QUOTE [m s.l.m.]	DISTANZE PROGRESSIVE [m]	DISTANZE PARZIALI [m]	PUNTI	QUOTE [m s.l.m.]	DISTANZE PROGRESSIVE [m]	DISTANZE PARZIALI [m]																																					
1	101.11	0.00	8.26	1	101.11	0.00	4.82	1	101.11	0.00	4.82	1	101.11	0.00	4.82																																					
2	101.20	8.26	5.71	2	101.13	2.17	5.10	2	101.13	2.17	5.10	2	101.13	2.17	5.10																																					
6	99.40	14.46	6.50	6	102.14	6.31	10.06	6	102.14	6.31	10.06	6	102.14	6.31	10.06																																					
7	99.32	20.96	10.76	7	99.33	10.87	13.81	7	99.33	10.87	13.81	7	99.33	10.87	13.81																																					
8	96.31	23.99	96.31	8	96.31	23.99	101.68	8	96.31	23.99	101.68	8	96.31	23.99	101.68																																					
9	94.53	26.34	94.53	9	94.53	26.34	15.31	9	94.53	26.34	15.31	9	94.53	26.34	15.31																																					
11	92.81	28.58	92.81	11	92.81	28.58	19.87	11	92.81	28.58	19.87	11	92.81	28.58	19.87																																					
12	92.81	30.87	92.81	12	92.81	30.87	23.99	12	92.81	30.87	23.99	12	92.81	30.87	23.99																																					
13	92.82	33.10	92.82	13	92.82	33.10	26.34	13	92.82	33.10	26.34	13	92.82	33.10	26.34																																					
14	92.97	35.37	92.97	14	92.97	35.37	28.58	14	92.97	35.37	28.58	14	92.97	35.37	28.58																																					
16	93.39	37.49	93.39	16	93.39	37.49	30.87	16	93.39	37.49	30.87	16	93.39	37.49	30.87																																					
17	93.52	40.20	93.52	17	93.52	40.20	33.10	17	93.52	40.20	33.10	17	93.52	40.20	33.10																																					
18	93.64	42.18	93.64	18	93.64	42.18	35.37	18	93.64	42.18	35.37	18	93.64	42.18	35.37																																					
20	94.10	44.34	94.10	20	94.10	44.34	37.49	20	94.10	44.34	37.49	20	94.10	44.34	37.49																																					
22	94.71	46.16	94.71	22	94.71	46.16	40.20	22	94.71	46.16	40.20	22	94.71	46.16	40.20																																					
23	95.08	50.98	95.08	23	95.08	50.98	42.18	23	95.08	50.98	42.18	23	95.08	50.98	42.18																																					
24	94.84	56.08	94.84	24	94.84	56.08	44.34	24	94.84	56.08	44.34	24	94.84	56.08	44.34																																					
25	95.76	58.92	95.76	25	95.76	58.92	46.16	25	95.76	58.92	46.16	25	95.76	58.92	46.16																																					
26	95.75	60.38	95.75	26	95.75	60.38	48.40	26	95.75	60.38	48.40	26	95.75	60.38	48.40																																					
28	95.55	67.49	95.55	28	95.55	67.49	50.98	28	95.55	67.49	50.98	28	95.55	67.49	50.98																																					
29	96.34	69.05	96.34	29	96.34	69.05	5.10	29	96.34	69.05	5.10	29	96.34	69.05	5.10																																					
30	96.46	73.72	96.46	30	96.46	73.72	5.10	30	96.46	73.72	5.10	30	96.46	73.72	5.10																																					
31	97.67	77.81	97.67	31	97.67	77.81	4.95	31	97.67	77.81	4.95	31	97.67	77.81	4.95																																					
32	97.55	82.76	97.55	32	97.55	82.76	4.95	32	97.55	82.76	4.95	32	97.55	82.76	4.95																																					
33	98.02	87.15	98.02	33	98.02	87.15	4.95	33	98.02	87.15	4.95	33	98.02	87.15	4.95																																					
34	98.55	91.43	98.55	34	98.55	9																																														

SEZIONE N° 00492__06

Livelli TR 200 - S2 - H=100.09 m. s.l.m.

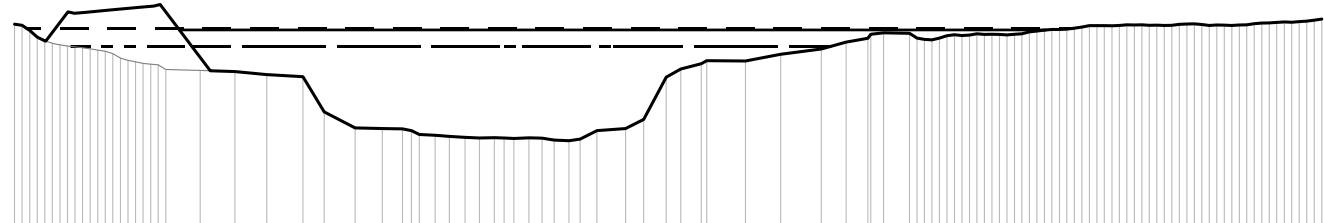
SCALA QUOTE 1:500

STATO ATTUALE		SCENARIO 2																																																																																																																																																																																																																																																																																																																																																																																																																																																																																																																																		
		PUNTI																																																																																																																																																																																																																																																																																																																																																																																																																																																																																																																																		
QUOTE [m s.l.m.]		49	11	12	13	14	16	18	19	20	21	22	23	24	25	26	27	28	29	30	31	32	33	34	35	36	37	38	39	40	41	42	43	44	45	46	47	48	49	50	51	52	53	54	55	56	57	58	59	60	61	62	63	64	65	66	67	68	69	70	71	72	73	74	75	76	77	78	79	80	81	82	83	84	85	86	87	88	89	90	91	92	93	94	95	96	97	98	99	100	101	102	103	104	105	106	107	108	109	110	111	112	113	114	115	116	117	118	119	120	121	122	123	124	125	126	127	128	129	130	131	132	133	134	135	136	137	138	139	140	141	142	143	144	145	146	147	148	149	150	151	152	153	154	155	156	157	158	159	160	161	162	163	164	165	166	167	168	169	170	171	172	173	174	175	176	177	178	179	180	181	182	183	184	185	186	187	188	189	190	191	192	193	194	195	196	197	198	199	200	201	202	203	204	205	206	207	208	209	210	211	212	213	214	215	216	217	218	219	220	221	222	223	224	225	226	227	228	229	230	231	232	233	234	235	236	237	238	239	240	241	242	243	244	245	246	247	248	249	250	251	252	253	254	255	256	257	258	259	260	261	262	263	264	265	266	267	268	269	270	271	272	273	274	275	276	277	278	279	280	281	282	283	284	285	286	287	288	289	290	291	292	293	294	295	296	297	298	299	300	301	302	303	304	305	306	307	308	309	310	311	312	313	314	315	316	317	318	319	320	321	322	323	324	325	326	327	328	329	330	331	332	333	334	335	336	337	338	339	340	341	342	343	344	345	346	347	348	349	350	351	352	353	354	355	356	357	358	359	360	361	362	363	364	365	366	367	368	369	370	371	372	373	374	375	376	377	378	379	380	381	382	383	384	385	386	387	388	389	390	391	392	393	394	395	396	397	398	399	400	401	402	403	404	405	406	407	408	409	410	411	412	413	414	415	416	417	418	419	420	421	422	423	424	425	426	427	428	429	430	431	432	433	434	435	436	437	438	439	440	441	442	443	444	445	446	447	448	449	450	451	452	453	454	455	456	457	458	459	460	461	462	463	464	465	466	467	468	469	470	471	472	473	474	475	476	477	478	479	480	481	482	483	484	485	486	487	488	489	490	491	492	493	494	495	496	497	498	499	500	501	502	503	504	505	506	507	508	509	510	511	512	513	514	515	516	517	518	519	520	521	522	523	524	525	52

SEZIONE N° 00482__06

Livelli TR 200 - S2 - H=99.82 m. s.l.m.

87.00



STATO ATTUALE	SCENARIO 2																																																																																																																																																																																																																																																																																																																																																																																																																																																																																																																																																																																																																																																																																																																																																												
	PUNTI																																																																																																																																																																																																																																																																																																																																																																																																																																																																																																																																																																																																																																																																																																																																																												
	QUOTE [m s.l.m.]																																																																																																																																																																																																																																																																																																																																																																																																																																																																																																																																																																																																																																																																																																																																																												
	DISTANZE PROGRESSIVE [m]																																																																																																																																																																																																																																																																																																																																																																																																																																																																																																																																																																																																																																																																																																																																																												
PUNTI	1	3	5	9	11	31	51	71	92	11	22	23	24	25	26	27	28	29	31	32	33	34	35	36	38	39	41	42	34	45	46	47	48	49	51	52	53	54	55	57	58	60	62	64	66	68	70	72	74	76	78	80	82	84	86	88	90	92	94	96	98	100	102																																																																																																																																																																																																																																																																																																																																																																																																																																																																																																																																																																																																																																																																																														
QUOTE [m s.l.m.]	100.20	99.79	99.10	98.82	98.70	98.87	98.57	98.41	97.96	97.71	97.55	97.21	97.14	97.07	96.87	96.73	94.40	93.34	93.28	92.91	92.85	92.78	92.72	92.69	92.64	92.54	92.49	92.60	92.66	92.70	92.74	92.78	92.82	92.86	92.90	92.94	92.98	93.02	93.06	93.10	93.14	93.18	93.22	93.26	93.30	93.34	93.38	93.42	93.46	93.50	93.54	93.58	93.62	93.66	93.70	93.74	93.78	93.82	93.86	93.90	93.94	93.98	94.02	94.06	94.10	94.14	94.18	94.22	94.26	94.30	94.34	94.38	94.42	94.46	94.50	94.54	94.58	94.62	94.66	94.70	94.74	94.78	94.82	94.86	94.90	94.94	94.98	95.02	95.06	95.10	95.14	95.18	95.22	95.26	95.30	95.34	95.38	95.42	95.46	95.50	95.54	95.58	95.62	95.66	95.70	95.74	95.78	95.82	95.86	95.90	95.94	95.98	96.02	96.06	96.10	96.14	96.18	96.22	96.26	96.30	96.34	96.38	96.42	96.46	96.50	96.54	96.58	96.62	96.66	96.70	96.74	96.78	96.82	96.86	96.90	96.94	96.98	97.02	97.06	97.10	97.14	97.18	97.22	97.26	97.30	97.34	97.38	97.42	97.46	97.50	97.54	97.58	97.62	97.66	97.70	97.74	97.78	97.82	97.86	97.90	97.94	97.98	98.02	98.06	98.10	98.14	98.18	98.22	98.26	98.30	98.34	98.38	98.42	98.46	98.50	98.54	98.58	98.62	98.66	98.70	98.74	98.78	98.82	98.86	98.90	98.94	98.98	99.02	99.06	99.10	99.14	99.18	99.22	99.26	99.30	99.34	99.38	99.42	99.46	99.50	99.54	99.58	99.62	99.66	99.70	99.74	99.78	99.82	99.86	99.90	99.94	99.98	100.02	100.06	100.10	100.14	100.18	100.22	100.26	100.30	100.34	100.38	100.42	100.46	100.50	100.54	100.58	100.62	100.66	100.70	100.74	100.78	100.82	100.86	100.90	100.94	100.98	101.02	101.06	101.10	101.14	101.18	101.22	101.26	101.30	101.34	101.38	101.42	101.46	101.50	101.54	101.58	101.62	101.66	101.70	101.74	101.78	101.82	101.86	101.90	101.94	101.98	102.02	102.06	102.10	102.14	102.18	102.22	102.26	102.30	102.34	102.38	102.42	102.46	102.50	102.54	102.58	102.62	102.66	102.70	102.74	102.78	102.82	102.86	102.90	102.94	102.98	103.02	103.06	103.10	103.14	103.18	103.22	103.26	103.30	103.34	103.38	103.42	103.46	103.50	103.54	103.58	103.62	103.66	103.70	103.74	103.78	103.82	103.86	103.90	103.94	103.98	104.02	104.06	104.10	104.14	104.18	104.22	104.26	104.30	104.34	104.38	104.42	104.46	104.50	104.54	104.58	104.62	104.66	104.70	104.74	104.78	104.82	104.86	104.90	104.94	104.98	105.02	105.06	105.10	105.14	10																																																																																																																																																																																																																																																																																																																																																																																																							
DISTANZE PARZIALI [m]																																																																																																																																																																																																																																																																																																																																																																																																																																																																																																																																																																																																																																																																																																																																																													

STATO SOVRAPPOSTO
SEZIONE N° 00472__06
SEZIONE N° 00472__06

Livello TR 30 - A - H=98.34 m. s.l.m.

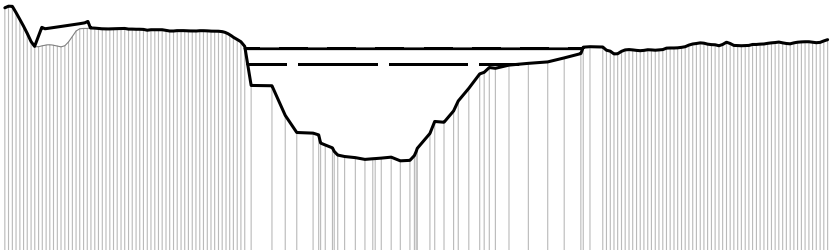
Livello TR 200 - A - H=99.37 m. s.l.m.

Livello TR 30 - S2 - H=98.33 m. s.l.m.

Livello TR 200 - S2 - H=99.36 m. s.l.m.

SCALA DISTANZE 1:2000
SCALA QUOTE 1:500

86.00



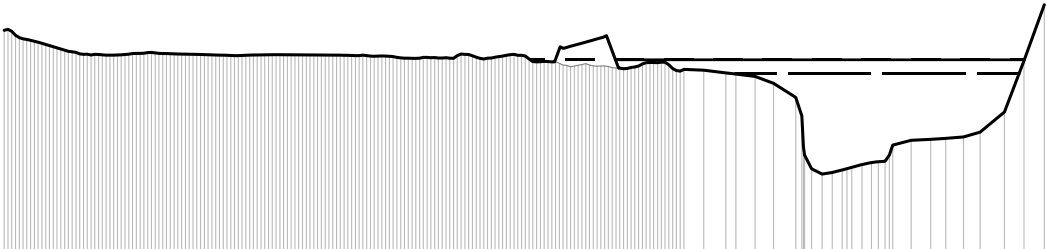
STATO ATTUALE	STATO ATTUALE	
	PUNTI	1 4 7 10 13 16 19 22 25 28 31 34 37 40 43 46 49 52 55 58 61 64 67 70 73 76 79 82 85 88 91 94 97 100 103 106 109 112 115 118 121 124 127 130 133 136 139 142 145 148 151 154 157 160
	QUOTE [m s.l.m.]	102.07 101.75 101.68 98.60 96.62 95.49 100.70 100.72 100.68 100.69 100.66 100.65 100.62 100.53 100.54 100.54 100.28 99.83 96.91 94.95 93.78 93.00 92.33 92.16 92.10 92.19 91.36 93.76 94.35 96.74 96.70 98.12 98.28 98.40 98.49 98.76 99.04 99.02 99.02 99.28 99.30 99.45 99.68 99.73 99.79 99.57 99.57 99.67 99.75 99.75 99.62 99.76
	DISTANZE PROGRESSIVE [m]	0.00 2.97 8.92 11.90 14.87 20.82 23.80 26.74 32.72 35.69 38.65 41.64 44.62 47.57 50.53 53.54 56.49 59.45 62.46 70.67 73.27 81.54 84.74 88.05 92.73 95.66 97.17 102.20 107.17 112.46 118.23 122.73 128.69 133.38 138.50 143.63 147.95 152.37 153.80 161.14 164.12 170.06 173.04 178.00 181.96 184.03 190.88 193.85 196.80 199.80 202.78 208.75 211.70 214.67 217.64
	DISTANZE PARZIALI [m]	
SCENARIO 2	SCENARIO 2	
	PUNTI	1 4 7 10 13 16 19 22 25 28 31 34 37 40 43 46 49 52 55 58 61 64 67 70 73 76 79 82 85 88 91 93 94 95 96 99 100 103 106 109 112 115 118 121 124 127 130 133 136 139 142 145 148 151 154 157 160
	QUOTE [m s.l.m.]	102.07 101.75 100.78 100.87 101.01 19.62 26.78 28.75 31.73 34.73 37.68 40.65 43.60 46.60 49.57 52.53 55.52 58.50 61.47 63.15 96.94 96.91 94.95 93.78 93.00 92.33 92.16 92.10 92.19 91.36 93.76 94.35 96.74 96.70 98.12 98.28 98.40 98.49 98.76 99.04 99.02 99.02 99.28 99.30 99.45 99.68 99.73 99.79 99.57 99.57 99.67 99.75 99.75 99.62 99.76
	DISTANZE PROGRESSIVE [m]	0.00 3.95 9.77 15.87 19.62 26.78 28.75 31.73 34.73 37.68 40.65 43.60 46.60 49.57 52.53 55.52 58.50 61.47 63.15 70.67 73.27 81.54 84.74 88.05 92.73 95.66 97.17 102.20 107.17 112.46 118.23 122.73 128.69 133.38 138.50 143.63 147.95 152.37 153.80 161.14 164.12 170.06 173.04 178.00 181.96 184.03 190.88 193.85 196.80 199.80 202.78 208.75 211.70 214.67 217.64
	DISTANZE PARZIALI [m]	

STATO SOVRAPPONTO
SEZIONE N° 00420__06
SEZIONE N° 00420__06

Livelli TR 30 - A - H=96.63 m. s.l.m.
Livelli TR 200 - A - H=97.57 m. s.l.m.
Livelli TR 30 - S2 - H=96.63 m. s.l.m.
Livelli TR 200 - S2 - H=97.57 m. s.l.m.

SCALA DISTANZE 1:2000
SCALA QUOTE 1:500

85.00



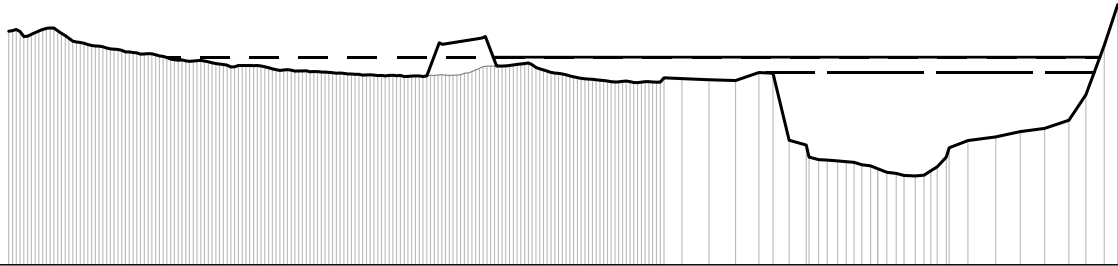
STATO ATTUALE	PUNTI	14710136922528134703695253615670736932389940700106031215321242733392453513470369275281182133485386187932346920020302052060720809210
	QUOTE [m s.l.m.]	95.18 96.50 96.50 96.28 96.28 96.93 97.52 97.87 97.94 97.54 97.99 97.98 97.96 97.95 97.95 97.94 97.90 97.87 97.95 97.89 97.92 97.90 97.90 97.88 97.87 97.84 97.84 97.69 97.71 97.70 97.66 97.66 97.92 97.45 97.33 97.10 97.16 97.15 97.15 96.99 97.15 97.31 97.31 96.98 96.93
	DISTANZE PROGRESSIVE [m]	0.00 3.00 5.99 8.99 11.99 14.98 17.98 20.97 23.97 26.97 29.96 32.96 35.96 38.95 41.95 44.95 47.95 50.94 53.94 56.94 59.93 62.93 65.93 68.92 71.92 74.92 77.91 80.91 83.90 86.90 89.90 92.90 95.89 98.89 101.88 104.88 107.88 110.87 113.87 116.87 119.87 122.86 125.86 128.86 131.85 134.85 137.85 140.84 143.84 146.84 149.83 152.83 155.82 158.82 161.82 164.82 167.81 170.81 173.81 176.80 179.80
	DISTANZE PARZIALI [m]	
SCENARIO 2	PUNTI	14710136922528134703695253615670736932389940700106031215321242733392453515152153547233871174125767278179814363890921959697989920020202
	QUOTE [m s.l.m.]	95.18 96.50 96.50 96.28 96.28 96.93 97.52 97.87 97.94 97.54 97.99 97.98 97.96 97.95 97.95 97.94 97.90 97.87 97.95 97.89 97.92 97.90 97.90 97.88 97.87 97.84 97.84 97.69 97.71 97.70 97.66 97.66 97.92 97.45 97.33 97.10 97.16 97.15 97.15 96.99 97.15 97.31 97.31 96.98 96.86
	DISTANZE PROGRESSIVE [m]	0.00 3.00 5.99 8.99 11.99 14.98 17.98 20.97 23.97 26.97 29.96 32.96 35.96 38.95 41.95 44.95 47.95 50.94 53.94 56.94 59.93 62.93 65.93 68.92 71.92 74.92 77.91 80.91 83.90 86.90 89.90 92.90 95.89 98.89 101.88 104.88 107.88 110.87 113.87 116.87 119.87 122.86 125.86 128.86 131.85 134.85 137.85 140.84 143.84 146.84 149.83 152.83 155.82 158.82 161.82 164.82 167.81 170.81 173.81 176.80 179.80
	DISTANZE PARZIALI [m]	

STATO SOVRAPPOSTO
SEZIONE N° 00409__06
SEZIONE N° 00409__06

Livelli TR 30 - A - H=96.69 m. s.l.m.
Livelli TR 200 - A - H=97.73 m. s.l.m.
Livelli TR 30 - S2 - H=96.69 m. s.l.m.
Livelli TR 200 - S2 - H=97.73 m. s.l.m.

SCALA DISTANZE 1:2000
SCALA QUOTE 1:500

84.00



STATO ATTUALE	PUNTI	14710309252810403652581567073698239990710010010121582207203672553947300009757617717817800818034848890994969800202203204205206020809
	QUOTE [m s.l.m.]	99.44 98.42 99.24 99.66 99.16 98.57 98.46 98.18 98.04 97.94 97.71 97.82 97.53 97.36 97.18 97.18 97.18 96.85 96.87 96.58 96.74 96.67 96.60 96.56 96.53 96.45 96.49 96.54 96.52 96.78 97.10 97.15 97.23 97.35 96.72 96.62 96.30 96.24 96.10 96.11 96.08 96.36 96.31
	DISTANZE PROGRESSIVE [m]	0.00 2.99 5.98 8.97 11.95 14.94 20.92 23.91 26.89 29.88 32.87 35.86 38.84 41.84 44.82 50.80 53.79 56.77 59.76 62.75 65.74 68.73 71.72 74.71 77.70 80.68 83.67 86.66 89.65 92.64 95.63 98.62 101.60 104.59 107.57 110.56 113.56 116.54 119.53 122.52 125.51 128.50 131.49 134.47 137.46 140.45 143.44 146.43 149.42 152.40 155.39 158.38 161.37 164.36 167.35 170.34 173.32
	DISTANZE PARZIALI [m]	
	PUNTI	14710309252810403652581567073698239990710010010121582207203672553947300009757617717817800818034848890994969800202203204205206020809
SCENARIO 2	QUOTE [m s.l.m.]	99.44 98.42 99.24 99.66 99.16 98.57 98.46 98.18 98.04 97.94 97.71 97.82 97.53 97.36 97.18 97.18 97.18 96.85 96.87 96.58 96.74 96.67 96.60 96.56 96.53 96.45 96.49 96.54 96.52 96.78 97.10 97.15 97.23 97.35 96.72 96.62 96.30 96.24 96.10 96.11 96.08 96.36 96.31
	DISTANZE PROGRESSIVE [m]	0.00 2.99 5.98 8.97 11.95 14.94 20.92 23.91 26.89 29.88 32.87 35.86 38.84 41.84 44.82 50.80 53.79 56.77 59.76 62.75 65.74 68.73 71.72 74.71 77.70 80.68 83.67 86.66 89.65 92.64 95.63 98.62 101.60 104.59 107.57 110.56 113.89 119.99 123.94 127.93 131.92 135.91 139.90 143.89 147.88 151.87 155.86 159.85 163.84 167.83 171.82 175.81 179.80 183.79 187.78 191.77 195.76 199.75 203.74 207.73 211.72 215.71 219.70 223.69 227.68 231.67 235.66 239.65 243.64 247.63 251.62 255.61 259.60 263.59 267.58 271.57 275.56 279.55 283.54 287.53 291.52 295.51 299.50
	DISTANZE PARZIALI [m]	
	PUNTI	14710309252810403652581567073698239990710010010121582207203672553947300009757617717817800818034848890994969800202203204205206020809
	QUOTE [m s.l.m.]	99.44 98.42 99.24 99.66 99.16 98.57 98.46 98.18 98.04 97.94 97.71 97.82 97.53 97.36 97.18 97.18 97.18 96.85 96.87 96.58 96.74 96.67 96.60 96.56 96.53 96.45 96.49 96.54 96.52 96.78 97.10 97.15 97.23 97.35 96.72 96.62 96.30 96.24 96.10 96.11 96.08 96.36 96.31
	DISTANZE PROGRESSIVE [m]	0.00 2.99 5.98 8.97 11.95 14.94 20.92 23.91 26.89 29.88 32.87 35.86 38.84 41.84 44.82 50.80 53.79 56.77 59.76 62.75 65.74 68.73 71.72 74.71 77.70 80.68 83.67 86.66 89.65 92.64 95.63 98.62 101.60 104.59 107.57 110.56 113.89 119.99 123.94 127.93 131.92 135.91 139.90 143.89 147.88 151.87 155.86 159.85 163.84 167.83 171.82 175.81 179.80 183.79 187.78 191.77 195.76 199.75 203.74 207.73 211.72 215.71 219.70 223.69 227.68 231.67 235.66 239.65 243.64 247.63 251.62 255.61 259.60 263.59 267.58 271.57 275.56 279.55 283.54 287.53 291.52 295.51 299.50
	DISTANZE PARZIALI [m]	

STATO SOVRAPPOSTO
SEZIONE N° 00399__06
SEZIONE N° 00399__06

Livelli TR 30 - A - H=96.45 m. s.l.m.

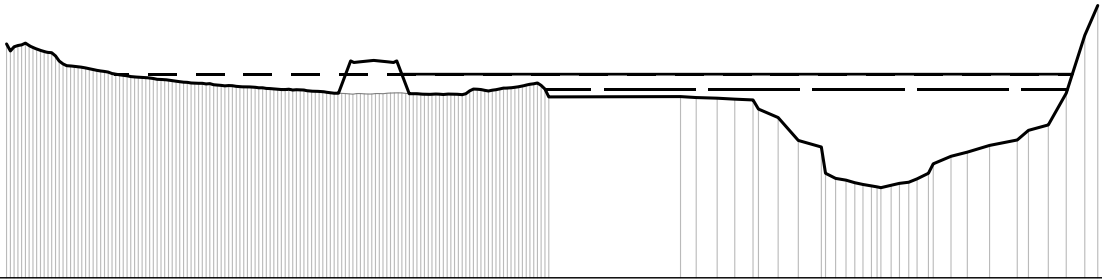
Livelli TR 200 - A - H=97.48 m. s.l.m.

Livelli TR 30 - S2 - H=96.45 m. s.l.m.

Livelli TR 200 - S2 - H=97.47 m. s.l.m.

SCALA DISTANZE 1:2000
SCALA QUOTE 1:500

84.00



STATO ATTUALE	PUNTI		1471033822583874366525856707673289947000063715192473836925		146471484950152153158967596163656716970171127374737677	
	QUOTE [m s.l.m.]		99.47 99.36 99.04 98.94 98.93 97.97 97.58 97.60 97.42 97.24 97.34 97.18 97.00 96.92 96.86 96.72 96.70 96.69 96.52 96.47 96.43 96.34 96.21 96.18 96.18 96.23 96.17 96.13 96.14 96.13 96.13 96.15 96.41 96.54 96.54 95.96		95.98 182.42 95.92 95.88 187.95 192.63 95.81 192.63 95.76 94.60 93.08 209.44 215.52 92.65 90.36 90.17 226.54 90.01 230.25 234.01 90.12 238.65 90.32 243.85 90.91 249.82 92.03 254.16 92.31 260.04 92.76 267.37 270.32 93.11 275.57 94.11 280.30 96.21 285.24 100.04 288.63 102.01	
	DISTANZE PROGRESSIVE [m]		0.00 5.98 8.96 14.95 17.93 20.92 26.89 29.88 36.86 38.84 41.83 44.83 47.81 50.80 56.77 59.76 66.74 68.72 71.71 77.69 80.68 86.65 89.64 96.63 98.60 101.59 107.57 110.56 116.53 119.52 122.50 128.48 131.47 137.45 140.44 143.42		178.28 182.42 187.95 192.63 197.46 204.10 209.44 215.52 222.04 226.54 230.25 234.01 238.65 243.85 249.82 254.16 260.04 267.37 270.32 275.57 280.30 285.24 288.63	
	DISTANZE PARZIALI [m]				34.86	
SCENARIO 2	PUNTI		1471033822583874366525856707673289947000063715192473836925		137381394041143344145478505254565816611621636465666768	
	QUOTE [m s.l.m.]		99.47 99.36 99.04 98.94 98.93 97.97 97.58 97.60 97.42 97.24 97.34 97.18 97.00 96.92 96.86 96.72 96.70 96.69 96.52 96.47 96.43 96.34 96.21 96.18 96.18 96.23 96.17 96.13 96.14 96.13 96.13 96.15 96.41 96.54 96.54 96.48		95.98 182.42 95.92 95.88 187.95 192.63 95.81 192.63 95.76 94.60 93.08 209.44 215.52 92.65 90.36 90.17 226.54 90.01 230.25 234.01 90.12 238.65 90.32 243.85 90.91 249.82 92.03 254.16 92.31 260.04 92.76 267.37 270.32 93.11 275.57 94.11 280.30 96.21 285.24 100.04 288.63 102.01	
	DISTANZE PROGRESSIVE [m]		0.00 5.98 8.96 14.95 17.93 20.92 26.89 29.88 36.86 38.84 41.83 44.83 47.81 50.80 56.77 59.76 66.74 68.72 71.71 77.69 80.68 86.65 89.64 96.63 98.60 101.59 107.57 110.56 116.53 119.52 122.50 128.48 131.47 137.45 140.44 143.42		178.28 182.42 187.95 192.63 197.46 204.10 209.44 215.52 222.04 226.54 230.25 234.01 238.65 243.85 249.82 254.16 260.04 267.37 270.32 275.57 280.30 285.24 288.63	
	DISTANZE PARZIALI [m]				34.86	

STATO SOVRAPPOSTO
SEZIONE N° 00392__06
SEZIONE N° 00392__06

Livelli TR 30 - A - H=95.98 m. s.l.m.

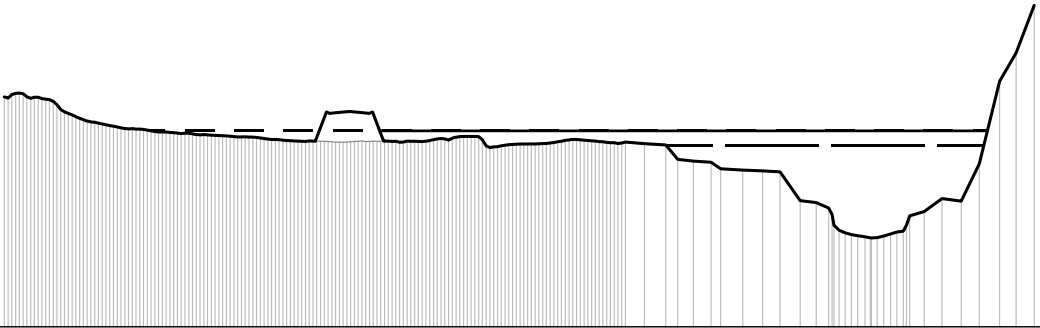
Livelli TR 200 - A - H=96.96 m. s.l.m.

Livelli TR 30 - S2 - H=95.98 m. s.l.m.

Livelli TR 200 - S2 - H=96.96 m. s.l.m.

SCALA DISTANZE 1:2000
SCALA QUOTE 1:500

84.00



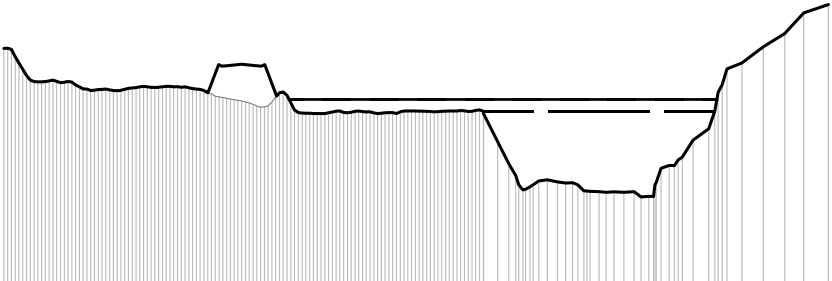
SCENARIO 2	STATO ATTUALE	PUNTI	14710131822283347483645258516707369828994970001031031215312107003394258556700167168597017217317475176771885888902191969298990001
		QUOTE [m s.l.m.]	95.20 95.21 95.18 95.96 98.02 97.93 97.89 97.36 97.70 97.07 96.95 96.84 96.80 96.85 96.76 96.61 96.54 96.45 96.32 96.29 96.24 96.21 96.25 96.27 96.29 96.27 96.26 96.23 96.23 96.54 96.58 95.86 95.99 96.08 96.10 96.24 96.35 96.30 96.24 96.24 96.17 96.11 96.03 95.07 94.96 94.11 94.36 94.31 94.25 94.25 92.34 92.21 91.86 90.38 90.18 89.95 89.90 90.14 90.32 91.62 92.48 92.31 94.78 100.24 102.11 105.26
		DISTANZE PROGRESSIVE [m]	0.00 5.98 14.94 17.93 20.91 26.89 35.85 38.84 41.83 47.80 50.79 56.76 59.75 62.73 68.71 71.69 80.66 86.64 89.63 95.60 98.59 101.58 104.56 107.55 110.54 116.51 119.50 122.48 128.46 131.45 137.43 140.41 146.39 149.38 152.36 158.34 164.32 169.34
		DISTANZE PARZIALI [m]	-----
SCENARIO 2	STATO ATTUALE	PUNTI	14710131822283347483645258516707369828588899299302103103111412123232338444701156158158061616231646516616768697273748083186878889909192
		QUOTE [m s.l.m.]	95.20 95.21 95.18 95.96 98.02 97.93 97.89 97.36 97.70 97.07 96.95 96.84 96.80 96.85 96.76 96.61 96.54 96.45 96.32 96.29 96.24 96.21 96.25 96.27 96.29 96.27 96.26 96.23 96.23 96.54 96.58 95.86 95.99 96.08 96.10 96.24 96.35 96.30 96.24 96.24 96.17 96.11 96.03 95.07 94.96 94.11 94.36 94.31 94.25 94.25 92.34 92.21 91.86 90.38 90.18 89.95 89.90 90.14 90.32 91.62 92.48 92.31 94.78 100.24 102.11 105.26
		DISTANZE PROGRESSIVE [m]	0.00 5.98 14.94 17.93 20.91 26.89 35.85 38.84 41.83 47.80 50.79 56.76 59.75 62.73 68.71 71.69 80.66 85.20 91.30 95.05 100.33 103.37 106.55 109.53 112.53 115.52 118.50 124.48 127.47 130.44 133.44 136.43 139.41 142.47 145.39 148.39 151.36 154.36 157.34 160.32 163.32 169.34
		DISTANZE PARZIALI [m]	-----

STATO SOVRAPPOSTO
SEZIONE N° 00374__06
SEZIONE N° 00374__06

LiveII TR 30 - A - H=95.24 m. s.l.m.
LiveIII TR 200 - A - H=96.03 m. s.l.m.
LiveIII TR 30 - S2 - H=95.24 m. s.l.m.
LiveII TR 200 - S2 - H=96.06 m. s.l.m.

SCALA DISTANZE 1:2000
SCALA QUOTE 1:500

84.00



STATO ATTUALE	PUNTI	14710302258347043052561547073632399470000002582201301330439042447495155759624351686917071172
	QUOTE [m s.l.m.]	99.43 98.88 97.92 97.29 97.17 96.76 96.97 96.63 96.79 96.79 96.87 96.90 96.89 96.95 96.50 96.11 95.95 95.95 95.27 96.21 96.33 96.15 95.13 95.13 95.20 95.27 95.23 95.19 95.24 95.28 95.24 95.28 95.29 95.23 95.16 95.37 93.27 90.40 90.28 139.16 143.77 146.42 90.61 153.40 153.40 157.42 89.96 161.37 89.95 163.99 88.92 163.99 170.58 89.65 173.82 91.51 177.32 91.69 182.28 93.37 186.42 94.12 96.53 195.21 98.47 200.87 99.54 206.55 100.42 211.58 101.78 218.09 102.33
	DISTANZE PROGRESSIVE [m]	0.00 3.00 8.99 11.98 17.99 20.97 23.97 29.96 32.95 38.94 41.94 44.93 50.93 53.92 59.91 62.89 66.84 71.90 74.89 80.88 83.88 89.87 92.87 95.86 101.85 104.85 110.84 113.84 116.83 122.82 125.82 130.60 136.50 139.16 143.77 146.42 153.40 153.40 157.42 161.37 163.99 170.58 173.82 177.32 182.28 186.42 195.21 200.87 206.55 211.58 218.09
	DISTANZE PARZIALI [m]	
SCENARIO 2	PUNTI	147103022583470430525760616467073632399470000002582201301330439042447495155759624351686917071172
	QUOTE [m s.l.m.]	99.43 98.88 97.92 97.29 97.17 96.76 96.97 96.63 96.79 96.79 96.87 96.90 96.89 96.95 96.50 96.11 95.95 95.95 95.27 96.28 96.33 96.15 95.13 95.13 95.20 95.27 95.23 95.19 95.24 95.28 95.24 95.28 95.29 95.23 95.16 95.37 93.27 90.40 90.28 139.16 143.77 146.42 90.61 153.40 153.40 157.42 89.96 161.37 89.95 163.99 88.92 163.99 170.58 89.65 173.82 91.51 177.32 91.69 182.28 93.37 186.42 94.12 96.53 195.21 98.47 200.87 99.54 206.55 100.42 211.58 101.78 218.09 102.33
	DISTANZE PROGRESSIVE [m]	0.00 3.00 8.99 11.98 17.99 20.97 23.97 29.96 32.95 38.94 41.94 44.93 50.93 53.92 56.79 62.89 66.64 72.14 74.89 80.88 83.88 89.87 92.87 95.86 101.85 104.85 110.84 113.84 116.83 122.82 125.82 130.60 136.50 139.16 143.77 146.42 153.40 153.40 157.42 161.37 163.99 170.58 173.82 177.32 182.28 186.42 195.21 200.87 206.55 211.58 218.09
	DISTANZE PARZIALI [m]	

STATO SOVRAPPOSTO
SEZIONE N° 00363__06
SEZIONE N° 00363__06

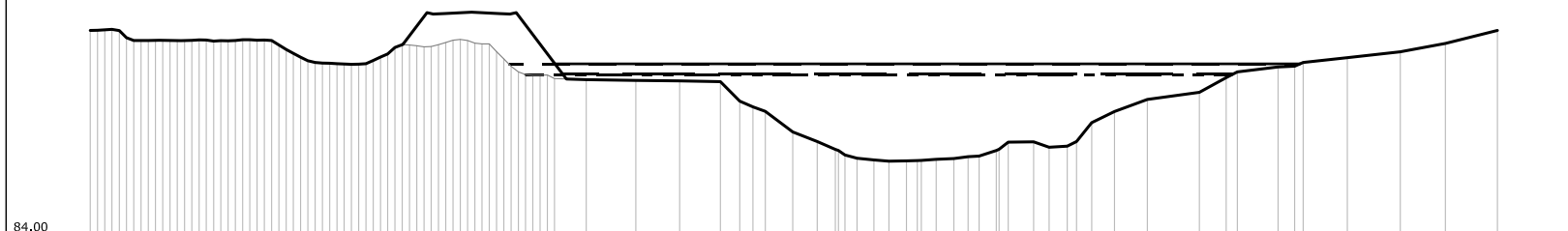
Livelli TR 30 - A - H=94.96 m. s.l.m.

Live!!! TR 200 - A - H=95.64 m. s.l.m.

Live|| TR 30 - S2 - H=94.97 m. s.l.m.

Livelli TR 200 - S2 - H=95.69 m. s.l.m.

SCALA DISTANZE 1:1000
SCALA QUOTE 1:500

[illegible]

STATO SOVRAPPONTO

SEZIONE N° 00359__06

SEZIONE N° 00359__06

Livello TR 30 - A - H=94.69 m. s.l.m.

Livello TR 200 - A - H=95.51 m. s.l.m.

Livello TR 30 - S2 - H=94.69 m. s.l.m.

Livello TR 200 - S2 - H=95.53 m. s.l.m.

SCALA DISTANZE 1:2000

SCALA QUOTE 1:500

83.00

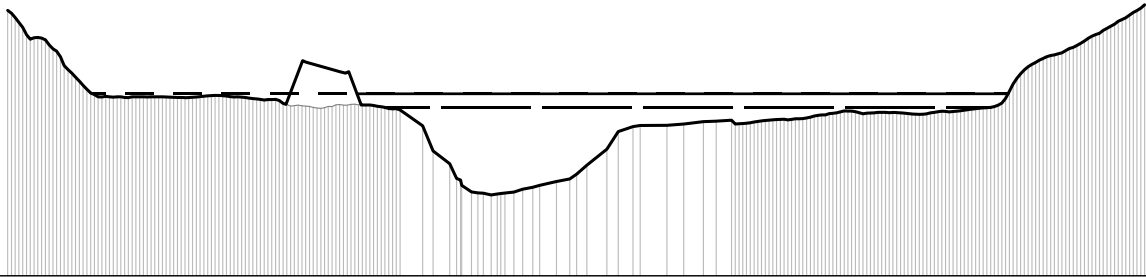
STATO ATTUALE	STATO ATTUALE	
	PUNTI	1 4 7 10 3 3 9 2 2 5 8 1 4 7 0 4 3 6 5 2 5 8 1 5 6 7 0 7 3 6 9 3 8 9 1 9 2 9 6 9 9 9 1 0 0 1 0 8 1 0 0 3 1 1 1 3 5 6 1 9 0 2 1 2 2 3 2 4 1 2 5 1 2 6 2 8 2 5 8 4 1 4 7 3 3 3 6 5 6 7 2 3 3 9 1 7 0 7 8 8 1 0 0 3 4 7 5 8 0 7 9 8 0 7 1 3
	QUOTE [m s.l.m.]	99.39 98.19 98.58 99.36 99.11 97.43 97.43 96.98 96.96 96.70 96.59 96.43 96.40 96.32 96.47 96.70 98.94 98.88 98.98 94.45 94.71 94.03 93.85 93.39 93.32 91.78 91.72 91.34 90.27 90.17 89.68 89.40 89.40 88.97 89.58 90.18 90.88 91.97 92.86 93.23 93.44 94.24 94.58 94.89 94.62 94.62 94.59 94.63 96.21 96.21 96.13 96.29 96.29 96.65 96.85 97.16 97.58 97.58 98.40 98.60 98.87 99.16 99.95 100.38 101.30
	DISTANZE PROGRESSIVE [m]	0.00 3.01 6.02 12.02 15.03 21.04 24.05 30.05 33.07 36.07 42.08 45.09 51.10 54.11 57.11 63.13 66.13 72.14 75.15 81.16 84.17 87.17 94.75 100.52 104.53 109.77 112.63 118.85 121.89 126.33 129.86 135.97 139.87 142.99 146.28 149.87 153.84 155.86 160.33 162.91 167.99 173.92 180.24 186.22 189.21 195.19 198.18 204.17 207.15 210.14 216.12 219.11 225.09 228.08 231.07 237.05 240.04 246.02 249.01 254.99 257.98 260.97 266.95
	DISTANZE PARZIALI [m]	
SCENARIO 2	SCENARIO 2	
	PUNTI	1 4 7 10 3 3 9 2 2 5 8 1 4 7 0 4 3 6 5 2 5 8 1 5 6 7 5 8 6 1 6 2 6 5 8 1 7 4 7 5 7 6 8 0 8 8 8 2 8 3 8 4 5 8 7 9 0 9 5 9 7 9 9 1 0 0 1 0 1 0 1 0 6 7 0 8 1 0 9 1 1 1 1 3 1 3 1 3 2 2 5 3 3 1 3 4 3 4 7 4 8 4 8 5 2 5 8 1 3 4 6 7 0 1 3 6 7 9 1 2 9 3 1 3 4 7
	QUOTE [m s.l.m.]	99.39 98.19 98.58 99.36 99.11 97.43 97.43 96.98 96.96 96.70 96.59 96.43 96.40 96.32 96.47 96.70 99.11 99.05 94.16 94.04 93.45 93.39 93.32 91.78 91.72 91.34 90.27 90.17 89.68 89.40 89.40 88.97 89.58 90.18 90.88 91.97 92.86 93.23 93.44 94.24 94.58 94.89 94.62 94.62 94.59 94.63 96.21 96.21 96.13 96.29 96.29 96.65 96.85 97.16 97.58 97.58 98.40 98.60 98.87 99.16 99.95 100.38 101.30
	DISTANZE PROGRESSIVE [m]	0.00 3.01 6.02 12.02 15.03 21.04 24.05 30.05 33.07 36.07 42.08 45.09 51.10 54.11 57.11 60.94 67.04 70.79 80.64 83.17 89.18 94.75 100.52 104.53 109.77 112.63 118.85 121.89 126.33 129.86 135.97 139.87 142.99 146.28 149.87 153.84 155.86 160.33 162.91 167.99 173.92 180.24 186.22 189.21 195.19 198.18 204.17 207.15 210.14 216.12 219.11 225.09 228.08 231.07 237.05 240.04 246.02 249.01 254.99 257.98 260.97 266.95
	DISTANZE PARZIALI [m]	

STATO SOVRAPPOSTO
SEZIONE N° 00342__06
SEZIONE N° 00342__06

Livello TR 30 - A - H=94.14 m. s.l.m.
Livello TR 200 - A - H=95.08 m. s.l.m.
Livello TR 30 - S2 - H=94.12 m. s.l.m.
Livello TR 200 - S2 - H=95.04 m. s.l.m.

SCALA DISTANZE 1:2000
SCALA QUOTE 1:500

83.00

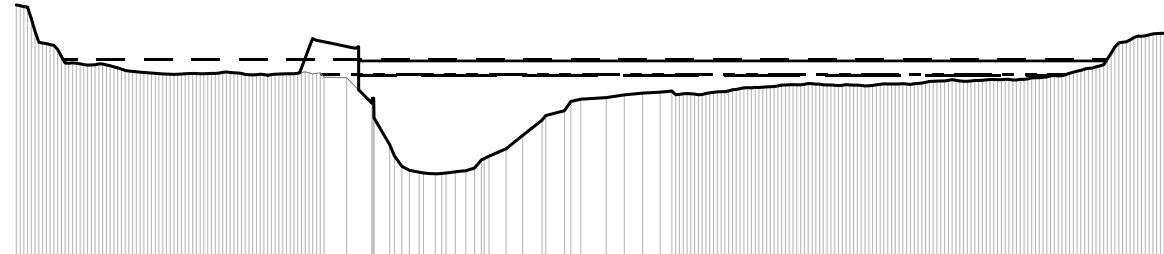


SCENARIO 2	STATO ATTUALE	PUNTI		1 4 7 10 3 6 9 2 5 8 1 3 4 7 0 4 3 6 9 5 5 6 1 6 7 0 7 6 9 8 3 5 9 9 4 7 0 0 3	
		QUOTE [m s.l.m.]		100.55 99.76 98.64 98.01 96.90 96.13 94.84 94.84 94.83 94.83 94.79 94.76 94.93 94.91 94.79 94.70 94.69 94.72 94.12 94.31 94.30 94.18 94.04	
		DISTANZE PROGRESSIVE [m]		0.00 2.99 5.99 8.99 11.98 14.97 17.96 20.95 23.95 26.95 29.94 32.94 35.93 38.92 41.91 44.92 47.91 50.91 53.89 56.89 59.88 62.88 65.87 68.86 71.85 74.85 77.85 80.84 83.84 86.83 89.82 92.82 95.81 98.80 101.80	
		DISTANZE PARZIALI [m]			
SCENARIO 2	STATO ATTUALE	PUNTI		1 4 7 10 3 6 9 2 5 8 1 3 4 7 0 4 3 6 9 5 5 6 1 6 7 0 7 6 9 8 3 5 9 9 4 7 0 0 3	
		QUOTE [m s.l.m.]		100.55 99.76 98.64 98.01 96.90 96.13 94.84 94.84 94.83 94.83 94.79 94.76 94.93 94.91 94.79 94.70 94.69 94.72 94.12 94.31 94.30 94.18 94.04	
		DISTANZE PROGRESSIVE [m]		0.00 2.99 5.99 8.99 11.98 14.97 17.96 20.95 23.95 26.95 29.94 32.94 35.93 38.92 41.91 44.92 47.91 50.91 53.89 56.89 59.88 62.88 65.87 68.86 71.85 74.85 77.85 80.84 83.84 86.83 89.82 92.82 95.81 98.80 101.80	
		DISTANZE PARZIALI [m]			
SCENARIO 2	STATO ATTUALE	PUNTI		1 4 7 10 3 6 9 2 5 8 1 3 4 7 0 4 3 6 9 5 5 6 1 6 7 0 7 6 9 8 3 5 9 9 4 7 0 0 3	
		QUOTE [m s.l.m.]		100.55 99.76 98.64 98.01 96.90 96.13 94.84 94.84 94.83 94.83 94.79 94.76 94.93 94.91 94.79 94.70 94.69 94.72 94.12 94.31 94.30 94.18 94.04	
		DISTANZE PROGRESSIVE [m]		0.00 2.99 5.99 8.99 11.98 14.97 17.96 20.95 23.95 26.95 29.94 32.94 35.93 38.92 41.91 44.92 47.91 50.91 53.89 56.89 59.88 62.88 65.87 68.86 71.85 74.85 77.85 80.84 83.84 86.83 89.82 92.82 95.81 98.80 101.80	
		DISTANZE PARZIALI [m]			

STATO SOVRAPPOSTO
SEZIONE N° 00331__06
SEZIONE N° 00331__06

Livelli TR 30 - A - H=93.93 m. s.l.m.
 Livelli TR 200 - A - H=94.88 m. s.l.m.
 Livelli TR 30 - S2 - H=93.89 m. s.l.m.
 Livelli TR 200 - S2 - H=94.82 m. s.l.m.

SCALA DISTANZE 1:2000
SCALA QUOTE 1:500

[illegible]

STATO SOVRAPPOSTO
SEZIONE N° 00307__06
SEZIONE N° 00307__06

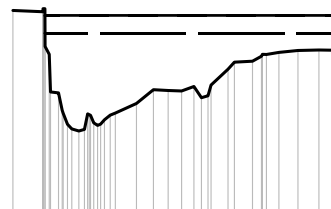
Livelli TR 30 - A - H=92.87 m. s.l.m.

Live!!! TR 200 - A - H=94.02 m. s.l.m.

Live!!! TR 30 - S2 - H=92.88 m. s.l.m.

Livelli TR 200 - S2 - H=94.05 m. s.l.m.

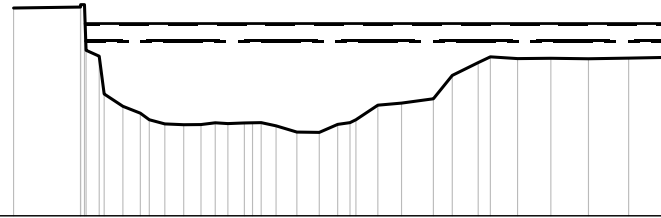
SCALA DISTANZE 1:2000
SCALA QUOTE 1:500

[illegible]

SEZIONE N° 00297__06

Live!!! TR 200 - S2 - H=93.71 m. s.l.m.

81.00



SCENARIO 2	STATO ATTUALE	PUNTI	1	2	6	8	9	11	12	13	14	15	16	18	19	20	21	22	23	25	26	27	28	29	30	31	32	33	34	35	
		QUOTE [m s.l.m.]	94.74	94.80	91.55	88.24	87.79	87.08	87.02	87.03	87.15	87.16	87.14	87.16	86.95	86.54	86.52	87.05	87.16	88.32	88.45	88.74	90.28	91.13	91.51	91.40	91.42	91.38	91.43	91.48	
		DISTANZE PROGRESSIVE [m]	0.00	8.86	11.33	14.46	16.78	20.00	22.50	24.79	26.67	28.36	30.52	32.75	34.73	37.48	40.43	42.87	44.30	48.18	51.31	55.53	58.03	61.46	63.06	66.67	71.07	76.04	81.35	86.94	
		DISTANZE PARZIALI [m]	8.86																									4.97	5.31	5.59	
		PUNTI	1	2	6	8	9	11	12	13	14	15	16	18	19	20	21	22	23	25	26	27	28	29	30	31	32	33	34	35	
QUOTE [m s.l.m.]	94.74	94.80	91.55	88.24	87.79	87.08	87.02	87.03	87.15	87.16	87.14	87.16	86.95	86.54	86.52	87.05	87.16	88.32	88.45	88.74	90.28	91.13	91.51	91.40	91.42	91.38	91.43	91.48			
DISTANZE PROGRESSIVE [m]	0.00	8.86	11.33	14.46	16.78	20.00	22.50	24.79	26.67	28.36	30.52	32.75	34.73	37.48	40.43	42.87	44.30	48.18	51.31	55.53	58.03	61.46	63.06	66.67	71.07	76.04	81.35	86.94			
DISTANZE PARZIALI [m]	8.86																									4.97	5.31	5.59			

STATO SOVRAPPOSTO
SEZIONE N° 00288__06
SEZIONE N° 00288__06

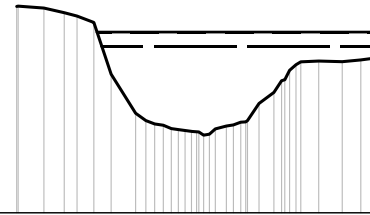
Livelli TR 30 - A - H=92.00 m. s.l.m.

LiveIII TR 200 - A - H=92.93 m. s.l.m.

Livelli TR 30 - S2 - H=92.01 m. s.l.m.

Livelli TR 200 - S2 - H=92.95 m. s.l.m.

SCALA DISTANZE 1:2000
SCALA QUOTE 1:500

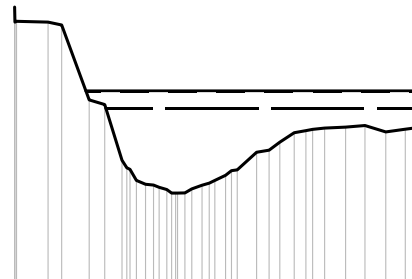


STATO ATTUALE	
PUNTI	1 3 4 5 6 7 8 9 11 13 15 17 19 21 23 25 27 29 31 33 34 35 36
QUOTE [m s.l.m.]	94.64 94.54 94.23 94.01 93.59 90.17 87.58 86.79 86.50 86.38 86.13 86.55 86.54 86.59 86.69 88.23 88.96 89.80 90.79 91.04 90.99 91.11 91.29
DISTANZE PROGRESSIVE [m]	0.00 7.19 12.58 15.98 20.39 24.97 31.44 38.60 46.23 49.47 52.55 55.74 59.28 64.09 68.05 70.90 73.89 79.89 86.12 91.05 96.56
DISTANZE PARZIALI [m]	
<hr/>	
PUNTI	1 3 4 5 6 7 8 9 11 13 15 17 19 21 23 25 27 29 31 33 34 35 36
QUOTE [m s.l.m.]	94.64 94.54 94.23 94.01 93.59 90.17 87.58 86.79 86.50 86.38 86.13 86.55 86.54 86.59 86.69 88.23 88.96 89.80 90.79 91.04 90.99 91.11 91.29
DISTANZE PROGRESSIVE [m]	0.00 7.19 12.58 15.98 20.39 24.97 31.44 38.60 46.23 49.47 52.55 55.74 59.28 64.09 68.05 70.90 73.89 79.89 86.12 91.05 96.56
DISTANZE PARZIALI [m]	

SEZIONE N° 00276__06

Livelli TR 200 - S2 - H=92.56 m. s.l.m.

80.00

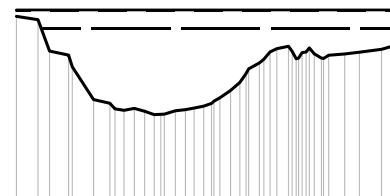


STATO ATTUALE		SCENARIO 2																																					
PUNTI	1	4	5	6	7	8	11	13	15	18	20	22	24	26	27	28	29	30	31	33	34	35	36	37	38														
	98.10	97.11	96.92	91.96	91.66	87.97	86.64	86.33	85.30	85.30	86.08	86.32	86.32	86.68	87.34	88.50	88.64	89.17	89.23	90.10	90.16	90.27	89.84	90.02	90.18														
	8.82	12.45	19.72	23.82	28.41	32.22	36.74	43.11	46.86	49.58	52.79	55.79	58.86	64.00	67.32	70.14	73.02	75.90	81.99	87.55	92.66	98.16	103.34	108.18															
	0.00																																						
	98.10	97.11	96.92	91.96	91.66	87.97	86.64	86.33	85.30	85.30	86.08	86.32	86.32	86.68	87.34	88.50	88.64	89.17	89.23	90.10	90.16	90.27	89.84	90.02	90.18														
QUOTE [m s.l.m.]	1	4	5	6	7	8	11	13	15	18	20	22	24	26	27	28	29	30	31	33	34	35	36	37	38														
	98.10	97.11	96.92	91.96	91.66	87.97	86.64	86.33	85.30	85.30	86.08	86.32	86.32	86.68	87.34	88.50	88.64	89.17	89.23	90.10	90.16	90.27	89.84	90.02	90.18														
	8.82	12.45	19.72	23.82	28.41	32.22	36.74	43.11	46.86	49.58	52.79	55.79	58.86	64.00	67.32	70.14	73.02	75.90	81.99	87.55	92.66	98.16	103.34	108.18															
	0.00																																						
	98.10	97.11	96.92	91.96	91.66	87.97	86.64	86.33	85.30	85.30	86.08	86.32	86.32	86.68	87.34	88.50	88.64	89.17	89.23	90.10	90.16	90.27	89.84	90.02	90.18														
DISTANZE PROGRESSIVE [m]	1	4	5	6	7	8	11	13	15	18	20	22	24	26	27	28	29	30	31	33	34	35	36	37	38														
	98.10	97.11	96.92	91.96	91.66	87.97	86.64	86.33	85.30	85.30	86.08	86.32	86.32	86.68	87.34	88.50	88.64	89.17	89.23	90.10	90.16	90.27	89.84	90.02	90.18														
	8.82	12.45	19.72	23.82	28.41	32.22	36.74	43.11	46.86	49.58	52.79	55.79	58.86	64.00	67.32	70.14	73.02	75.90	81.99	87.55	92.66	98.16	103.34	108.18															
	0.00																																						
	98.10	97.11	96.92	91.96	91.66	87.97	86.64	86.33	85.30	85.30	86.08	86.32	86.32	86.68	87.34	88.50	88.64	89.17	89.23	90.10	90.16	90.27	89.84	90.02	90.18														
DISTANZE PARZIALI [m]	1	4	5	6	7	8	11	13	15	18	20	22	24	26	27	28	29	30	31	33	34	35	36	37	38														
	98.10	97.11	96.92	91.96	91.66	87.97	86.64	86.33	85.30	85.30	86.08	86.32	86.32	86.68	87.34	88.50	88.64	89.17	89.23	90.10	90.16	90.27	89.84	90.02	90.18														
	8.82	12.45	19.72	23.82	28.41	32.22	36.74	43.11	46.86	49.58	52.79	55.79	58.86	64.00	67.32	70.14	73.02	75.90	81.99	87.55	92.66	98.16	103.34	108.18															
	0.00																																						
	98.10	97.11	96.92	91.96	91.66	87.97	86.64	86.33	85.30	85.30	86.08	86.32	86.32	86.68	87.34	88.50	88.64	89.17	89.23	90.10	90.16	90.27	89.84	90.02	90.18														

STATO SOVRAPPOSTO
SEZIONE N° 00268__06
SEZIONE N° 00268__06

Livelli TR 30 - A - H=91.35 m. s.l.m.
 Livelli TR 200 - A - H=92.51 m. s.l.m.
 Livelli TR 30 - S2 - H=91.36 m. s.l.m.
 Livelli TR 200 - S2 - H=92.55 m. s.l.m.

SCALA DISTANZE 1:2000
SCALA QUOTE 1:500

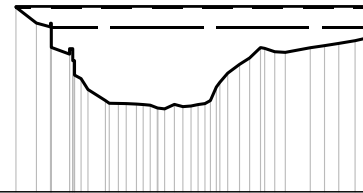


SCENARIO 2	STATO ATTUALE	PUNTI	1	2	3	4	6	7	9	10	12	14	15	16	18	20	22	23	26	28	30	33	36	38	41	42	43	44
		QUOTE [m s.l.m.]	92.13	91.91	89.83	89.57	86.63	24.73	86.38	86.38	86.38	86.38	86.38	86.38	86.38	86.38	86.38	86.38	86.38	86.38	86.38	86.38	86.38	86.38	86.38	86.38	86.38	86.38
		DISTANZE PROGRESSIVE [m]	0.00	5.72	8.76	13.78	20.39	24.73	35.20	35.20	35.20	35.20	35.20	35.20	35.20	35.20	35.20	35.20	35.20	35.20	35.20	35.20	35.20	35.20	35.20	35.20	35.20	35.20
		DISTANZE PARZIALI [m]																										
		PUNTI	1	2	3	4	6	7	9	10	12	14	15	16	18	20	22	23	26	28	30	33	36	38	41	42	43	44
SCENARIO 2	STATO ATTUALE	QUOTE [m s.l.m.]	92.13	91.91	89.83	89.57	86.63	24.73	86.38	86.38	86.38	86.38	86.38	86.38	86.38	86.38	86.38	86.38	86.38	86.38	86.38	86.38	86.38	86.38	86.38	86.38	86.38	
		DISTANZE PROGRESSIVE [m]	0.00	5.72	8.76	13.78	20.39	24.73	35.20	35.20	35.20	35.20	35.20	35.20	35.20	35.20	35.20	35.20	35.20	35.20	35.20	35.20	35.20	35.20	35.20	35.20	35.20	
		DISTANZE PARZIALI [m]																										
		PUNTI	1	2	3	4	6	7	9	10	12	14	15	16	18	20	22	23	26	28	30	33	36	38	41	42	43	44

STATO SOVRAPPOSTO
SEZIONE N° 00261__06
SEZIONE N° 00261__06

LiveIII TR 30 - A - H=90.87 m. s.l.m.
 LiveIII TR 200 - A - H=92.22 m. s.l.m.
 LiveIII TR 30 - S2 - H=90.89 m. s.l.m.
 LiveIII TR 200 - S2 - H=92.26 m. s.l.m.

SCALA DISTANZE 1:2000
SCALA QUOTE 1:500

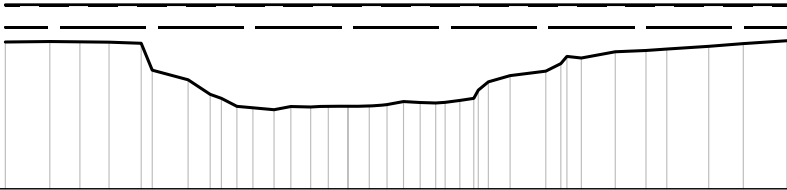
[illegible]

STATO SOVRAPPOSTO
SEZIONE N° 00251__06
SEZIONE N° 00251__06

Livelli TR 30 - A - H=90.67 m. s.l.m.
Livelli TR 200 - A - H=92.13 m. s.l.m.
Livelli TR 30 - S2 - H=90.68 m. s.l.m.
Livelli TR 200 - S2 - H=92.17 m. s.l.m.

SCALA DISTANZE 1:1000
SCALA QUOTE 1:500

80.00



STATO ATTUALE	PUNTI																																		
	1	2	3	4	5	6	7	8	9	10	11	12	13	14	15	16	18	19	20	21	22	23	24	25	27	28	29	30	32	33	34	35	36	37	38
QUOTE [m s.l.m.]	89.71	89.74	89.72	89.70	89.62	87.84	87.21	86.25	85.98	85.45	85.36	85.23	85.44	85.41	85.46	85.45	85.48	85.57	85.77	85.71	85.67	85.62	85.84	85.98	87.07	87.49	87.78	88.28	88.65	89.06	89.15	89.24	89.42	89.60	89.79
DISTANZE PROGRESSIVE [m]	0.00	5.89	9.87	13.72	17.97	19.42	24.17	27.09	28.58	30.63	32.74	35.54	37.77	40.38	42.71	45.27	48.14	50.49	52.67	54.87	56.91	58.17	60.11	61.96	63.88	66.76	71.49	73.46	76.18	80.66	84.72	87.49	93.03	97.59	103.37
DISTANZE PARZIALI [m]	5.89																															5.54		5.78	

SCENARIO 2	PUNTI																																		
	1	2	3	4	5	6	7	8	9	10	11	12	13	14	15	16	18	19	20	21	22	23	24	25	27	28	29	30	32	33	34	35	36	37	38
QUOTE [m s.l.m.]	89.71	89.74	89.72	89.70	89.62	87.84	87.21	86.25	85.98	85.45	85.36	85.23	85.44	85.41	85.46	85.45	85.48	85.57	85.77	85.71	85.67	85.62	85.84	85.98	87.07	87.49	87.78	88.28	88.65	89.06	89.15	89.24	89.42	89.60	89.79
DISTANZE PROGRESSIVE [m]	0.00	5.89	9.87	13.72	17.97	19.42	24.17	27.09	28.58	30.63	32.74	35.54	37.77	40.38	42.71	45.27	48.14	50.49	52.67	54.87	56.91	58.17	60.11	61.96	63.88	66.76	71.49	73.46	76.18	80.66	84.72	87.49	93.03	97.59	103.37
DISTANZE PARZIALI [m]	5.89																															5.54		5.78	

STATO SOVRAPPOSTO
SEZIONE N° 00240__06
SEZIONE N° 00240__06

Livelli TR 30 - A - H=90.50 m. s.l.m.

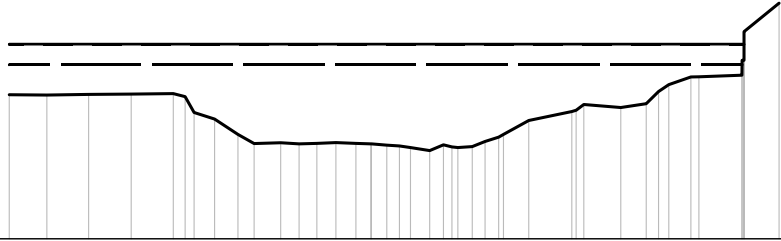
Livelli TR 200 - A - H=91.84 m. s.l.m.

Livelli TR 30 - S2 - H=90.52 m. s.l.m.

Livelli TR 200 - S2 - H=91.87 m. s.l.m.

SCALA DISTANZE 1:1000
SCALA QUOTE 1:500

79.00



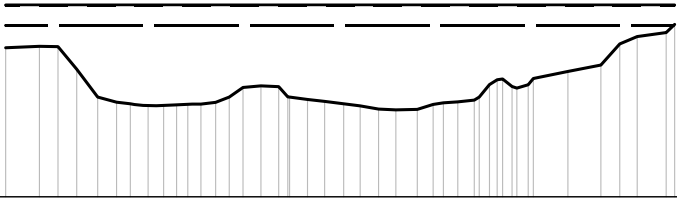
STATO ATTUALE	STATO ATTUALE																																					
	PUNTI	1	2	3	4	5	6	8	9	10	11	12	13	14	15	16	17	18	19	20	21	22	23	24	25	26	27	29	30	32	33	34	35	36	37	39	43	
	QUOTE [m s.l.m.]	88.53	88.51	88.55	88.57	88.60	88.40	86.92	85.90	85.30	85.35	85.28	85.31	85.36	85.31	85.36	85.28	85.19	85.14	85.03	84.83	85.22	85.03	85.10	85.14	85.14	85.72	86.82	87.42	87.88	87.68	87.93	88.74	88.19	89.70	89.82	94.58	
	DISTANZE PROGRESSIVE [m]	0.00	4.98	10.50	16.14	21.71	23.26	27.17	30.25	32.39	35.90	38.35	40.69	43.21	45.85	47.82	49.94	51.62	53.08	55.61	57.44	59.35	61.25	62.64	64.73	68.71	74.41	76.01	80.90	84.26	85.88	87.25	90.17	96.92	101.82			
	DISTANZE PARZIALI [m]	4.98	5.52	5.64	5.57																						5.70		4.89						5.69			
SCENARIO 2	SCENARIO 2																																					
	PUNTI	1	2	3	4	5	6	8	9	10	11	12	13	14	15	16	17	18	19	20	21	22	23	24	25	26	27	29	30	32	33	34	35	36	37	39	43	
	QUOTE [m s.l.m.]	88.53	88.51	88.55	88.57	88.60	88.40	86.92	85.90	85.30	85.35	85.28	85.31	85.36	85.31	85.36	85.28	85.19	85.14	85.03	84.83	85.22	85.03	85.10	85.14	85.14	85.72	86.82	87.42	87.88	87.68	87.93	88.74	88.19	89.70	89.82	94.58	
	DISTANZE PROGRESSIVE [m]	0.00	4.98	10.50	16.14	21.71	23.26	27.17	30.25	32.39	35.90	38.35	40.69	43.21	45.85	47.82	49.94	51.62	53.08	55.61	57.44	59.35	61.25	62.64	64.73	68.71	74.41	76.01	80.90	84.26	85.88	87.25	90.17	96.92	101.82			
	DISTANZE PARZIALI [m]	4.98	5.52	5.64	5.57																						5.70		4.89						5.69			

STATO SOVRAPPOSTO
SEZIONE N° 00230__06
SEZIONE N° 00230__06

Livelli TR 30 - A - H=90.33 m. s.l.m.
Livelli TR 200 - A - H=91.66 m. s.l.m.
Livelli TR 30 - S2 - H=90.34 m. s.l.m.
Livelli TR 200 - S2 - H=91.69 m. s.l.m.

SCALA DISTANZE 1:1000
SCALA QUOTE 1:500

79.00

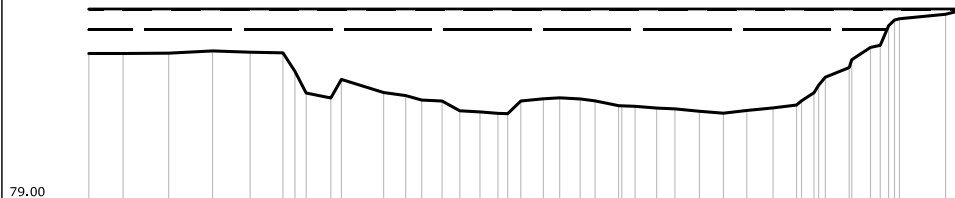


STATO ATTUALE	PUNTI	1	2	3	4	5	6	7	8	9	10	11	12	13	14	15	16	17	18	19	20	21	22	23	24	25	26	27	28	29	30	31	32	33	34	35	37	39	40	41	42	43	
	QUOTE [m s.l.m.]	88.86	88.95	88.93	87.44	85.60	85.26	85.15	85.02	85.05	85.01	85.01	85.13	85.25	85.60	86.23	86.34	86.28	85.60	85.44	85.31	85.15	85.01	85.01	84.80	84.75	84.78	85.44	85.03	85.28	85.40	86.42	86.29	86.41	87.29	87.71	89.11	89.60	89.86				
	DISTANZE PROGRESSIVE [m]	0.00	4.46	6.92	9.39	12.18	14.67	16.49	18.83	20.90	22.08	24.08	25.83	27.77	29.58	31.39	33.77	36.12	37.54	39.92	42.18	44.70	46.89	49.31	51.61	54.44	55.93	59.80	61.97	63.99	65.73	69.12	74.37	78.71	81.21	83.53	87.35						
	DISTANZE PARZIALI [m]																																										
	PUNTI	1	2	3	4	5	6	7	8	9	10	11	12	13	14	15	16	17	18	19	20	21	22	23	24	25	26	27	28	29	30	31	32	33	34	35 <td>37</td> <td>39</td> <td>40</td> <td>41</td> <td>42</td> <td>43</td>	37	39	40	41	42	43	
SCENARIO 2	QUOTE [m s.l.m.]	88.86	88.95	88.93	87.44	85.60	85.26	85.15	85.02	85.05	85.01	85.01	85.13	85.25	85.60	86.23	86.34	86.28	85.60	85.44	85.31	85.15	85.01	85.01	84.80	84.75	84.78	85.44	85.03	85.28	85.40	86.42	86.29	86.41	87.29	87.71	89.11	89.60	89.86				
	DISTANZE PROGRESSIVE [m]	0.00	4.46	6.92	9.39	12.18	14.67	16.49	18.83	20.90	22.08	24.08	25.83	27.77	29.58	31.39	33.77	36.12	37.54	39.92	42.18	44.70	46.89	49.31	51.61	54.44	55.93	59.80	61.97	63.99	65.73	69.12	74.37	78.71	81.21	83.53	87.35						
	DISTANZE PARZIALI [m]																																										

SEZIONE N° 00222 06

Live||| TR 200 - S2 - H=91.62 m. s.l.m.

SCALA QUOTE 1:500

[illegible]

STATO SOVRAPPOSTO
SEZIONE N° 00213__06
SEZIONE N° 00213__06

Livelli TR 30 - A - H=89.74 m. s.l.m.

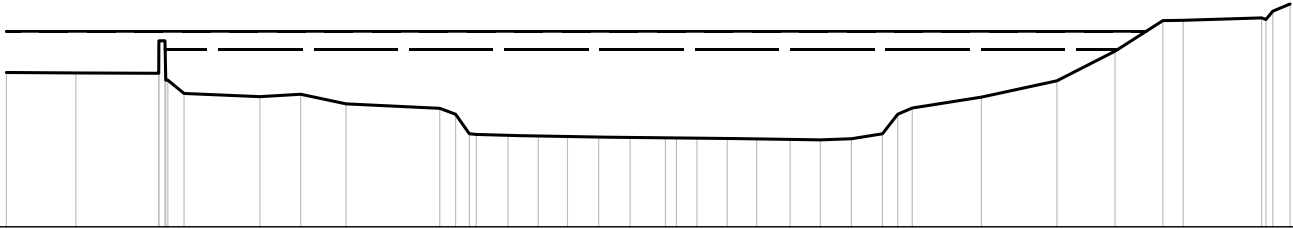
Livelli TR 200 - A - H=90.91 m. s.l.m.

Livelli TR 30 - S2 - H=89.75 m. s.l.m.

Livelli TR 200 - S2 - H=90.93 m. s.l.m.

SCALA DISTANZE 1:500
SCALA QUOTE 1:500

78.00



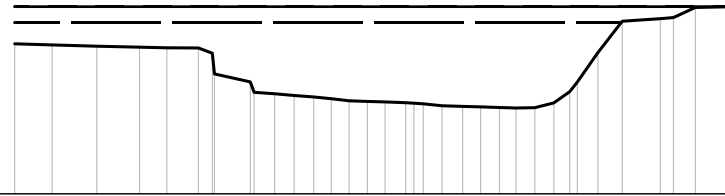
STATO ATTUALE	PUNTI																																			
	1	2	3	4	5	6	7	8	9	10	11	12	13	14	15	16	17	18	19	20	21	22	23	24	25	26	27	28	29	30	31	32	33	34	35	36
QUOTE [m s.l.m.]	88.20	88.17	88.15	88.15	86.82	86.61	86.77	86.13	85.83	85.44	84.15	84.05	83.99	83.96	83.94	83.92	83.90	83.88	83.85	83.82	83.81	83.78	83.75	83.82	84.15	85.44	85.86	86.58	87.65	89.61	91.63	91.66	91.81	92.26	92.74	
DISTANZE PROGRESSIVE [m]	0.00	4.59	10.08	10.08	11.75	16.77	19.46	22.46	28.66	29.71	30.62	33.17	35.17	37.11	39.17	41.25	43.59	44.32	45.67	47.67	49.62	51.83	53.83	55.88	57.94	58.94	59.91	64.48	69.47	73.32	76.48	77.82	83.01	83.75	84.89	
DISTANZE PARZIALI [m]		4.59	5.49	5.49	5.02	2.69	3.00	6.20																					4.57	4.99	3.85	3.16		5.19		

SCENARIO 2	PUNTI																																			
1	2	3	4	5	6	7	8	9	10	11	12	13	14	15	16	17	18	19	20	21	22	23	24	25	26	27	28	29	30	31	32	33	34	35	36	
QUOTE [m s.l.m.]	88.20	88.17	88.15	88.15	86.82	86.61	86.77	86.13	85.83	85.44	84.15	84.05	83.99	83.96	83.94	83.92	83.90	83.88	83.85	83.82	83.81	83.78	83.75	83.82	84.15	85.44	85.86	86.58	87.65	89.61	91.63	91.66	91.81	92.26	92.74	
DISTANZE PROGRESSIVE [m]	0.00	4.59	10.08	10.08	11.75	16.77	19.46	22.46	28.66	29.71	30.62	33.17	35.17	37.11	39.17	41.25	43.59	44.32	45.67	47.67	49.62	51.83	53.83	55.88	57.94	58.94	59.91	64.48	69.47	73.32	76.48	77.82	83.01	83.75	84.89	
DISTANZE PARZIALI [m]		4.59	5.49	5.49	5.02	2.69	3.00	6.20																					4.57	4.99	3.85	3.16		5.19		

SEZIONE N° 00201__06

Livelli TR 200 - S2 - H=90.38 m. s.l.m.

78.00



SCENARIO 2	STATO ATTUALE	Scenario 2 - Stato Attuale																																		
		Scenario 2 - Stato Attuale																																		
		Scenario 2 - Stato Attuale																																		
		Scenario 2 - Stato Attuale																																		
		Scenario 2 - Stato Attuale																																		
	PUNTI	1	2	3	4	5	6	7	9	11	12	13	14	15	16	17	18	20	21	22	23	24	25	26	27	28	30	31	32	33	34	35				
	QUOTE [m s.l.m.]	87.92	87.84	87.76	87.70	87.65	87.64	87.30	85.40	84.62	84.50	84.41	84.29	84.15	84.11	84.02	83.95	83.82	83.78	83.75	83.71	83.68	83.70	84.01	84.05	87.34	89.41	89.58	89.66	90.32	90.38					
	DISTANZE PROGRESSIVE [m]	0.00	4.96	10.86	16.51	20.12	24.30	26.14	31.16	34.37	36.95	39.54	41.87	44.21	46.64	48.98	51.71	54.04	56.52	59.24	61.62	64.11	66.30	68.79	71.31	73.41	77.13	80.34	85.38	87.11	90.01	95.09				
	DISTANZE PARZIALI [m]	4.96	5.90	5.65																							5.04			5.08						
	PUNTI	1	2	3	4	5	6	7	9	11	12	13	14	15	16	17	18	20	21	22	23	24	25	26	27	28	30	31	32	33	34	35				
	QUOTE [m s.l.m.]	87.92	87.84	87.76	87.70	87.65	87.64	87.30	85.40	84.62	84.50	84.41	84.29	84.15	84.11	84.02	83.95	83.82	83.78	83.75	83.71	83.68	83.70	84.01	84.05	87.34	89.41	89.58	89.66	90.32	90.38					
	DISTANZE PROGRESSIVE [m]	0.00	4.96	10.86	16.51	20.12	24.30	26.14	31.16	34.37	36.95	39.54	41.87	44.21	46.64	48.98	51.71	54.04	56.52	59.24	61.62	64.11	66.30	68.79	71.31	73.41	77.13	80.34	85.38	87.11	90.01	95.09				
	DISTANZE PARZIALI [m]	4.96	5.90	5.65																							5.04			5.08						

STATO SOVRAPPOSTO
SEZIONE N° 00188__06
SEZIONE N° 00188__06

Livelli TR 30 - A - H=88.44 m. s.l.m.

 Livelli TR 200 - A - H=89.30 m. s.l.m.

 Livelli TR 30 - S2 - H=88.45 m. s.l.m.

 Livelli TR 200 - S2 - H=89.32 m. s.l.m.

SCALA DISTANZE 1:1000
SCALA QUOTE 1:500

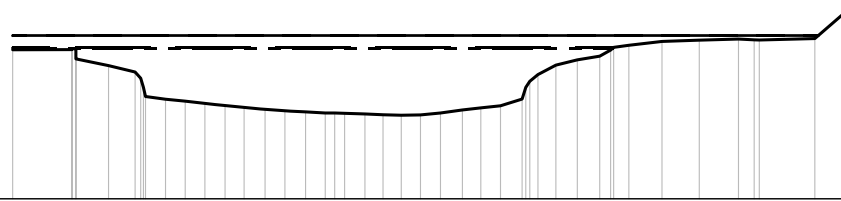
STATO ATTUALE

SCENARIO 2

STATO SOVRAPPOSTO
SEZIONE N° 00178__06
SEZIONE N° 00178__06

LiveIII TR 30 - A - H=87.97 m. s.l.m.
 LiveIII TR 200 - A - H=88.78 m. s.l.m.
 LiveIII TR 30 - S2 - H=87.98 m. s.l.m.
 LiveIII TR 200 - S2 - H=88.80 m. s.l.m.

SCALA DISTANZE 1:1000
SCALA QUOTE 1:500



SCENARIO 2	STATO ATTUALE																																															
PUNTI		1	2	6	7	10	11	12	13	14	15	16	17	18	19	20	21	22	23	24	25	26	27	28	29	30	33	34	35	36	37	39	40	41	42	43	45	46										
QUOTE [m s.l.m.]		87.86	87.87	86.81	86.38	84.77	84.58	84.46	84.30	84.17	84.05	83.91	83.82	83.75	83.68	83.62	83.56	83.53	83.55	83.57	83.67	83.88	84.01	84.15	84.30	84.40	84.50	84.62	84.74	84.84	84.95	85.07	85.15	85.28	85.36	85.45	85.56	85.60	85.70									
DISTANZE PROGRESSIVE [m]		0.00	7.85	12.68	16.20	17.57	20.22	22.82	25.43	28.09	30.61	33.38	36.01	38.74	41.33	43.58	46.58	48.98	51.40	53.93	56.58	59.47	61.91	64.52	67.38	69.47	71.85	74.68	77.64	79.07	81.50	85.88	90.81	96.00	98.07	106.10	110.95											
DISTANZE PARZIALI [m]		7.85																														4.93	5.19			7.36	4.85											
PUNTI		1	2	6	7	10	11	12	13	14	15	16	17	18	19	20	21	22	23	24	25	26	27	28	29	30	33	34	35	36	37	39	40	41	42	43	45	46										
QUOTE [m s.l.m.]		87.86	87.87	86.81	86.38	84.77	84.58	84.46	84.30	84.17	84.05	83.91	83.82	83.75	83.68	83.62	83.56	83.53	83.55	83.57	83.67	83.88	84.01	84.15	84.30	84.40	84.50	84.62	84.74	84.84	84.95	85.07	85.15	85.28	85.36	85.45	85.56	85.60	85.70									
DISTANZE PROGRESSIVE [m]		0.00	7.85	12.68	16.20	17.57	20.22	22.82	25.43	28.09	30.61	33.38	36.01	38.74	41.33	43.58	46.58	48.98	51.40	53.93	56.58	59.47	61.91	64.52	67.38	69.47	71.85	74.68	77.64	79.07	81.50	85.88	90.81	96.00	98.07	106.10	110.95											
DISTANZE PARZIALI [m]		7.85																														4.93	5.19			7.36	4.85											

STATO SOVRAPPOSTO
SEZIONE N° 00169__06
SEZIONE N° 00169__06

Livell^{II} TR 30 - A - H=87.73 m. s.l.m.

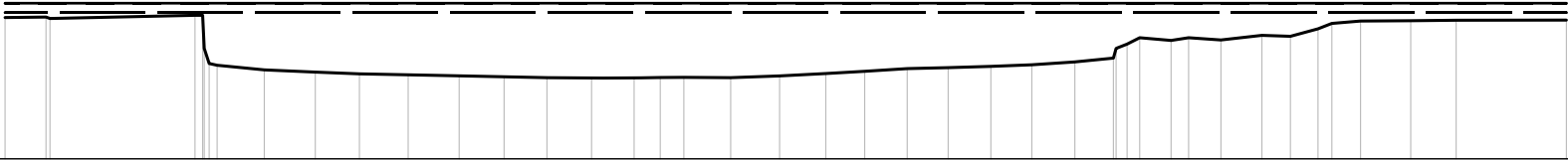
Livell^{II} TR 200 - A - H=88.34 m. s.l.m.

Livell^{II} TR 30 - S2 - H=87.73 m. s.l.m.

Livell^{II} TR 200 - S2 - H=88.35 m. s.l.m.

SCALA DISTANZE 1:500
SCALA QUOTE 1:500

78.00



STATO ATTUALE

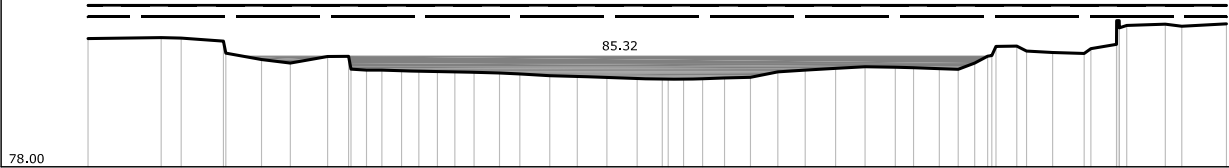
SCENARIO 2

PUNTI	1	2			46	8	9	10	11	12	13	14	15	16	17	18	19	20	21	22	23	24	25	26	27	28	29	30	31	32	33	34	35	36	37	38	39	40	41	42	43
QUOTE [m s.l.m.]	87.40	87.43			87.55	84.23	83.92	83.77	83.65	83.58	83.52	83.46	83.41	83.36	83.39	83.41	83.42	83.40	83.52	83.68	83.82	84.00	84.07	84.15	84.26	84.45	84.70	85.63	86.06	85.88	86.06	85.91	86.22	86.15	86.65	87.01	87.17	87.19	87.22	87.23	
DISTANZE PROGRESSIVE [m]	0.00	2.72			13.53	14.08	17.22	20.60	23.54	26.77	30.16	33.15	35.99	38.96	41.78	43.52	45.08	48.20	51.44	54.51	57.10	59.92	62.64	65.48	68.20	71.06	73.62	74.53	75.36	77.45	78.61	80.76	83.48	85.37	87.20	88.13	90.03	93.36	96.38	103.70	
DISTANZE PARZIALI [m]	2.72			9.63			3.14	3.38	2.94	3.23	3.39	2.99	2.84	2.97	2.82		3.12	3.24	3.07	2.59	2.82	2.72	2.84	2.72	2.86	2.56						2.72					3.33	3.02	7.32		
PUNTI	1	2			46	8	9	10	11	12	13	14	15	16	17	18	19	20	21	22	23	24	25	26	27	28	29	30	31	32	33	34	35	36	37	38	39	40	41	42	43
QUOTE [m s.l.m.]	87.40	87.43			87.55	84.23	83.92	83.77	83.65	83.58	83.52	83.46	83.41	83.36	83.39	83.41	83.42	83.40	83.52	83.68	83.82	84.00	84.07	84.15	84.26	84.45	84.70	85.63	86.06	85.88	86.06	85.91	86.22	86.15	86.65	87.01	87.17	87.19	87.22	87.23	
DISTANZE PROGRESSIVE [m]	0.00	2.72			13.53	14.08	17.22	20.60	23.54	26.77	30.16	33.15	35.99	38.96	41.78	43.52	45.08	48.20	51.44	54.51	57.10	59.92	62.64	65.48	68.20	71.06	73.62	74.53	75.36	77.45	78.61	80.76	83.48	85.37	87.20	88.13	90.03	93.36	96.38	103.70	
DISTANZE PARZIALI [m]	2.72			9.63			3.14	3.38	2.94	3.23	3.39	2.99	2.84	2.97	2.82		3.12	3.24	3.07	2.59	2.82	2.72	2.84	2.72	2.86	2.56						2.72					3.33	3.02	7.32		

STATO SOVRAPPOSTO
SEZIONE N° 00160BA06
SEZIONE N° 00160BA06

Livello TR 30 - A - H=87.91 m. s.l.m.
Livello TR 200 - A - H=88.66 m. s.l.m.
Livello TR 30 - S2 - H=87.92 m. s.l.m.
Livello TR 200 - S2 - H=88.68 m. s.l.m.

SCALA DISTANZE 1:1000
SCALA QUOTE 1:500

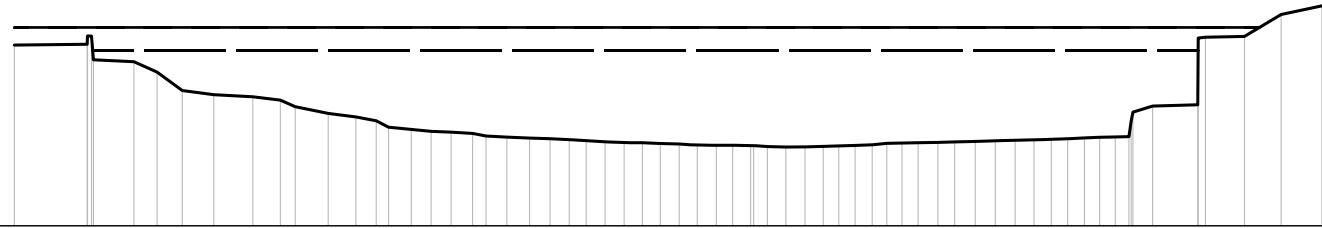


STATO ATTUALE	PUNTI	1	2	3	4	6	7	8	9	11	12	13	14	15	16	17	18	19	20	21	22	23	24	26	27	28	29	30	31	32	33	34	35	36	37	38	39	42	43	44	45	47	51	52	53	54	
	QUOTE [m s.l.m.]	86.48	86.54	86.51	86.31	85.09	84.86	85.29	85.31	84.40	84.39	84.35	84.32	84.30	84.28	84.25	84.20	84.14	84.02	83.96	83.91	83.86	83.80	83.78	83.82	83.88	83.92	84.28	84.40	84.51	84.62	84.58	84.55	84.49	84.45	84.96	85.32	85.98	85.85	85.56	85.50	86.10	87.35	87.43	87.29	87.45	
	DISTANZE PROGRESSIVE [m]	0.00	9.67	12.32	17.90	22.94	26.76	31.69	34.45	36.83	38.85	41.46	43.75	46.20	48.52	51.05	54.41	57.11	61.06	64.70	68.62	72.63	75.94	78.75	81.27	83.82	84.17	87.60	91.22	94.85	98.86	102.77	106.76	109.17	112.59	115.08	117.27	118.97	122.84	124.12	127.58	131.75	136.02	137.37	142.48	144.65	150.55
	DISTANZE PARZIALI [m]	9.67	5.58				4.93																																			5.11		5.90			
	PUNTI	1	2	3	4	6	7	8	9	11	12	13	14	15	16	17	18	19	20	21	22	23	24	26	27	28	29	30	31	32	33	34	35	36	37	38	39	42	43	44	45	47	51	52	53	54	
SCENARIO 2	QUOTE [m s.l.m.]	86.48	86.54	86.51	86.31	85.09	84.86	85.29	85.31	84.40	84.39	84.35	84.32	84.30	84.28	84.25	84.20	84.14	84.02	83.96	83.91	83.86	83.80	83.78	83.82	83.88	83.92	84.28	84.40	84.51	84.62	84.58	84.55	84.49	84.45	84.96	85.32	85.98	85.85	85.56	85.50	86.10	87.35	87.43	87.29	87.45	
	DISTANZE PROGRESSIVE [m]	0.00	9.67	12.32	17.90	22.94	26.76	31.69	34.45	36.83	38.85	41.46	43.75	46.20	48.52	51.05	54.41	57.11	61.06	64.70	68.62	72.63	75.94	78.75	81.27	83.82	84.17	87.60	91.22	94.85	98.86	102.77	106.76	109.17	112.59	115.08	117.27	118.97	122.84	124.12	127.58	131.75	136.02	137.37	142.48	144.65	150.55
	DISTANZE PARZIALI [m]	9.67	5.58				4.93																																					5.11		5.90	
	PUNTI	1	2	3	4	6	7	8	9	11	12	13	14	15	16	17	18	19	20	21	22	23	24	26	27	28	29	30	31	32	33	34	35	36	37	38	39	42	43	44	45	47	51	52	53	54	

SEZIONE N° 00160BC06

Livelli TR 200 - S2 - H=88.12 m. s.l.m.

75.00

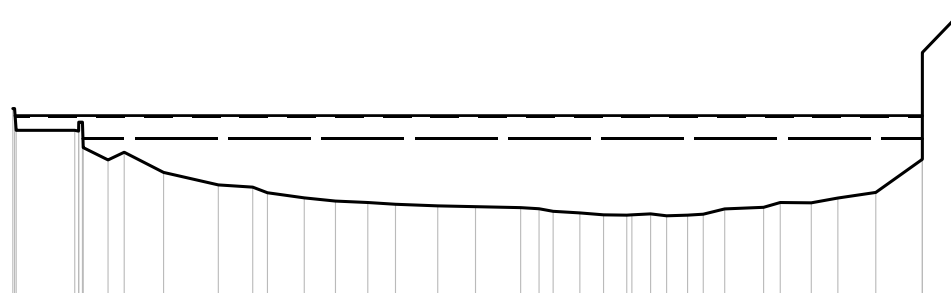
[illegible]

SEZIONE N° 00155_06

Livelli TR 200 - S2 - H=87.98 m. s.l.m.

SCALA QUOTE 1:500

76.00

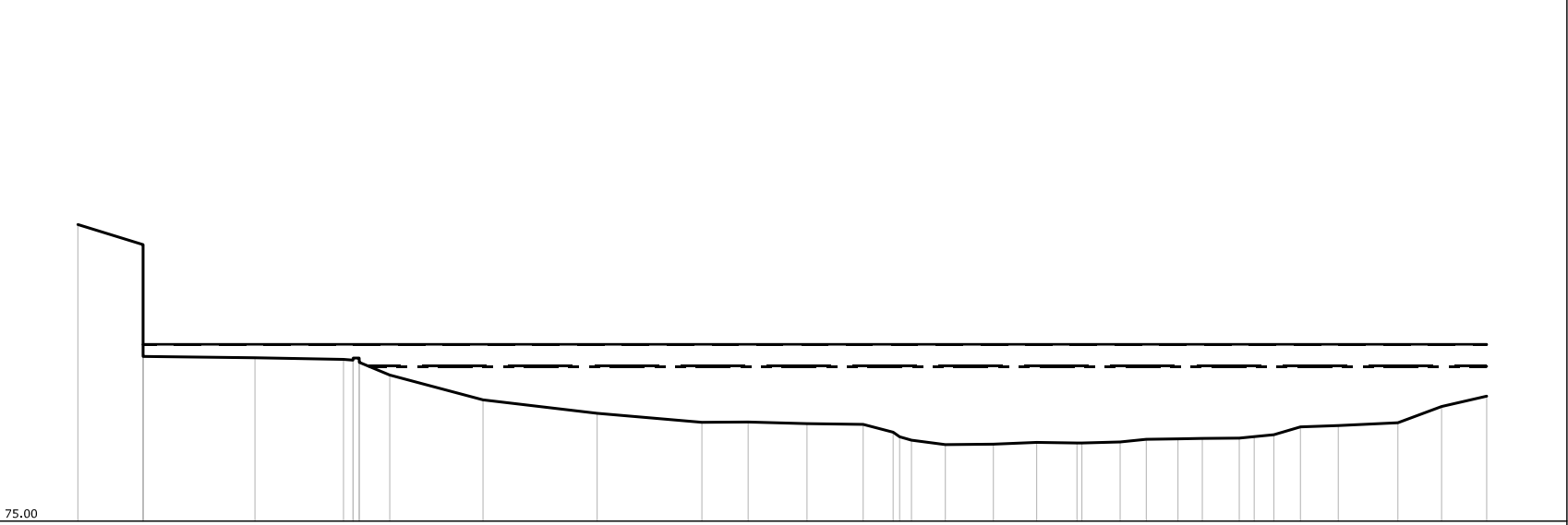


STATO ATTUALE	STATO ATTUALE																																							
	PUNTI																																							
	QUOTE [m s.l.m.]																																							
	DISTANZE PROGRESSIVE [m]																																							
	DISTANZE PARZIALI [m]																																							
SCENARIO 2	SCENARIO 2																																							
	PUNTI																																							
	QUOTE [m s.l.m.]																																							
	DISTANZE PROGRESSIVE [m]																																							
	DISTANZE PARZIALI [m]																																							

STATO SOVRAPPOSTO
SEZIONE N° 00144__06
SEZIONE N° 00144__06

Livello TR 30 - A - H=86.08 m. s.l.m.
Livello TR 200 - A - H=87.64 m. s.l.m.
Livello TR 30 - S2 - H=86.10 m. s.l.m.
Livello TR 200 - S2 - H=87.67 m. s.l.m.

SCALA DISTANZE 1:500
SCALA QUOTE 1:500



STATO ATTUALE	PUNTI	1	2	4	5	6	10	11	12	13	14	15	16	17	19	20	21	22	23	25	26	27	28	29	30	31	32	33	34	35	36
	QUOTE [m s.l.m.]	96.26	94.82	86.71	86.59	86.54	85.47	83.69	82.73	82.08	82.10	81.99	81.93	81.37	80.80	80.48	80.52	80.64	80.60	80.67	80.87	80.90	80.93	80.95	81.06	81.19	81.75	81.85	82.05	83.21	83.96
	DISTANZE PROGRESSIVE [m]	0.00	4.67	12.68	19.02	19.70	22.33	29.01	37.18	44.68	48.00	52.21	56.23	58.38	59.69	62.12	65.56	68.66	71.55	74.64	76.51	78.77	80.52	83.17	84.24	85.64	87.55	90.26	94.52	97.66	100.88
	DISTANZE PARZIALI [m]		4.67	8.01	6.34			6.68	8.17	7.50	3.32	4.21	4.02		2.43	3.44	3.10	2.89	2.75				2.65				2.71	4.26	3.14	3.22	
SCENARIO 2	PUNTI	1	2	4	5	6	10	11	12	13	14	15	16	17	19	20	21	22	23	25	26	27	28	29	30	31	32	33	34	35	36
	QUOTE [m s.l.m.]	96.26	94.82	86.71	86.59	86.54	85.47	83.69	82.73	82.08	82.10	81.99	81.93	81.37	80.80	80.48	80.52	80.64	80.60	80.67	80.87	80.90	80.93	80.95	81.06	81.19	81.75	81.85	82.05	83.21	83.96
	DISTANZE PROGRESSIVE [m]	0.00	4.67	12.68	19.02	19.70	22.33	29.01	37.18	44.68	48.00	52.21	56.23	58.38	59.69	62.12	65.56	68.66	71.55	74.64	76.51	78.77	80.52	83.17	84.24	85.64	87.55	90.26	94.52	97.66	100.88
	DISTANZE PARZIALI [m]		4.67	8.01	6.34			6.68	8.17	7.50	3.32	4.21	4.02		2.43	3.44	3.10	2.89	2.75				2.65				2.71	4.26	3.14	3.22	

STATO SOVRAPPOSTO
SEZIONE N° 00135__06
SEZIONE N° 00135__06

Livelli TR 30 - A - H=85.25 m. s.l.m.

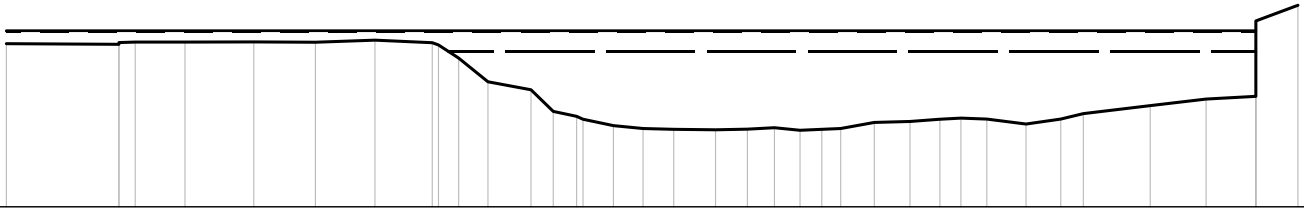
Livelli TR 200 - A - H=86.62 m. s.l.m.

Livelli TR 30 - S2 - H=85.26 m. s.l.m.

Livelli TR 200 - S2 - H=86.64 m. s.l.m.

SCALA DISTANZE 1:500
SCALA QUOTE 1:500

75.00



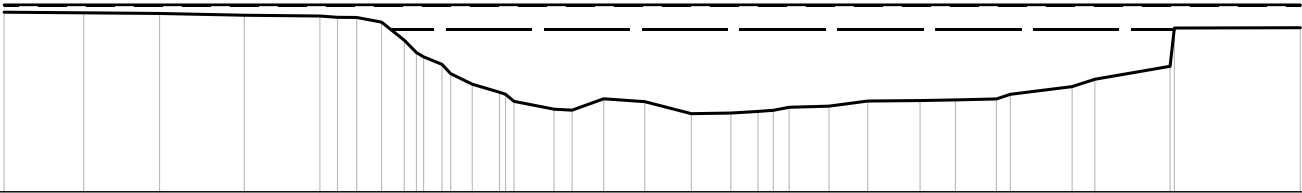
STATO ATTUALE	PUNTI																																					
	1	2	4	5	6	7	8	9	11	12	13	14	15	17	18	19	20	21	22	23	24	25	26	27	28	29	30	31	32	33	34	35	36	38				
	QUOTE [m s.l.m.]	85.79	85.74	85.89	85.89	85.90	85.88	86.02	85.85	84.83	83.27	82.74	81.31	80.98	80.37	80.18	80.12	80.09	80.14	80.23	80.06	80.12	80.18	80.58	80.64	80.79	80.87	80.80	80.47	80.80	81.16	81.69	82.12	82.30	88.33			
	DISTANZE PROGRESSIVE [m]	0.00	7.44	8.52	11.81	16.36	20.44	24.38	28.16	29.91	31.85	34.69	36.17	37.71	40.15	42.10	44.14	46.90	49.00	50.79	52.49	53.93	55.17	57.40	59.76	61.74	63.12	64.84	67.43	69.73	71.22	75.64	79.34	82.63	85.41			
	DISTANZE PARZIALI [m]	7.44		3.29	4.55	4.08	3.94	3.78			2.84						2.76											2.59		4.42	3.70	3.29	2.78					
SCENARIO 2	PUNTI																																					
	1	2	4	5	6	7	8	9	11	12	13	14	15	17	18	19	20	21	22	23	24	25	26	27	28	29	30	31	32	33	34	35	36	38				
	QUOTE [m s.l.m.]	85.79	85.74	85.89	85.89	85.90	85.88	86.02	85.85	84.83	83.27	82.74	81.31	80.98	80.37	80.18	80.12	80.09	80.14	80.23	80.06	80.12	80.18	80.58	80.64	80.79	80.87	80.80	80.47	80.80	81.16	81.69	82.12	82.30	88.33			
	DISTANZE PROGRESSIVE [m]	0.00	7.44	8.52	11.81	16.36	20.44	24.38	28.16	29.91	31.85	34.69	36.17	37.71	40.15	42.10	44.14	46.90	49.00	50.79	52.49	53.93	55.17	57.40	59.76	61.74	63.12	64.84	67.43	69.73	71.22	75.64	79.34	82.63	85.41			
	DISTANZE PARZIALI [m]	7.44		3.29	4.55	4.08	3.94	3.78			2.84						2.76												2.59		4.42	3.70	3.29	2.78				

STATO SOVRAPPOSTO
SEZIONE N° 00126__06
SEZIONE N° 00126__06

Livelli TR 30 - A - H=84.72 m. s.l.m.
Livelli TR 200 - A - H=86.33 m. s.l.m.
Livelli TR 30 - S2 - H=84.73 m. s.l.m.
Livelli TR 200 - S2 - H=86.36 m. s.l.m.

SCALA DISTANZE 1:500
SCALA QUOTE 1:500

74.00



STATO ATTUALE	PUNTI	1	2	3	4	5	6	7	8	9	10	12	14	15	17	18	19	20	21	22	23	24	25	26	27	28	29	30	31	32	33	34	35	37
	QUOTE [m s.l.m.]	85.88	85.83	85.79	85.68	85.62	85.54	85.53	85.22	84.03	83.21	82.43	81.11	80.59	79.98	79.46	79.40	80.15	79.96	79.17	79.21	79.32	79.39	79.59	79.66	80.00	80.03	80.08	80.14	80.45	80.96	81.44	82.30	84.85
	DISTANZE PROGRESSIVE [m]	0.00	5.26	10.28	15.88	20.88	22.04	23.31	24.95	26.46	27.26	28.95	30.96	32.75	33.72	36.36	37.56	39.64	42.36	45.44	48.06	49.85	50.86	51.91	54.55	57.11	60.57	62.91	65.62	66.54	70.62	72.13	77.10	85.71
	DISTANZE PARZIALI [m]		5.26	5.02	5.60	5.00									2.64			2.72	3.08	2.62				2.64	2.56	3.46		2.71		4.08		4.97		8.32
SCENARIO 2	PUNTI	1	2	3	4	5	6	7	8	9	10	12	14	15	17	18	19	20	21	22	23	24	25	26	27	28	29	30	31	32	33	34	35	37
	QUOTE [m s.l.m.]	85.88	85.83	85.79	85.68	85.62	85.54	85.53	85.22	84.03	83.21	82.43	81.11	80.59	79.98	79.46	79.40	80.15	79.96	79.17	79.21	79.32	79.39	79.59	79.66	80.00	80.03	80.08	80.14	80.45	80.96	81.44	82.30	84.85
	DISTANZE PROGRESSIVE [m]	0.00	5.26	10.28	15.88	20.88	22.04	23.31	24.95	26.46	27.26	28.95	30.96	32.75	33.72	36.36	37.56	39.64	42.36	45.44	48.06	49.85	50.86	51.91	54.55	57.11	60.57	62.91	65.62	66.54	70.62	72.13	77.10	85.71
	DISTANZE PARZIALI [m]		5.26	5.02	5.60										2.64			2.72	3.08	2.62				2.64	2.56	3.46		2.71		4.08		4.97		8.32

STATO SOVRAPPOSTO

SEZIONE N° 00114__06

SEZIONE N° 00114__06

Livelli TR 30 - A - H=84.20 m. s.l.m.

Live!!! TR 200 - A - H=85.86 m. s.l.m.

Livell TR 30 - S2 - H=84.21 m. s.l.m.

Livello TR 200 - S2 - H=85.87 m. s.l.m.

SCALA DISTANZE 1:500

SCALA QUOTE 1:500


74.00

SCENARIO 2	STATO ATTUALE		SCENARIO 1																										
			STATO FUTURO																										
			STATO INTERMEDIARIO																										
			STATO PRELIMINARE																										
			STATO INIZIALE																										
PUNTI			1	2	4	5	6	7	9	10	11	12	13	14	15	16	17	18	19	20	21	22	23	24	25	26	27	28	29
QUOTE [m s.l.m.]			87.83	86.44	80.40	80.35	80.24	80.10	79.81	79.68	79.54	79.38	79.26	79.21	79.25	79.38	79.60	79.65	79.74	79.82	80.04	80.01	79.99	80.04	80.11	80.45	80.88	81.51	81.67
DISTANZE PROGRESSIVE [m]			0.00	4.26	6.93	9.15	12.25	14.55	16.94	18.98	20.78	22.93	25.05	26.78	28.36	29.78	31.72	32.71	34.27	37.24	39.51	42.71	45.59	48.41	50.86	52.01	52.77	57.07	59.37
DISTANZE PARZIALI [m]			4.26	2.67		3.10													2.97		3.20	2.88	2.82	2.45			4.30		
SCENARIO 2	STATO ATTUALE		SCENARIO 1																										
			STATO FUTURO																										
			STATO INTERMEDIARIO																										
			STATO PRELIMINARE																										
			STATO INIZIALE																										
PUNTI			1	2	4	5	6	7	9	10	11	12	13	14	15	16	17	18	19	20	21	22	23	24	25	26	27	28	29
QUOTE [m s.l.m.]			87.83	86.44	80.40	80.35	80.24	80.10	79.81	79.68	79.54	79.38	79.26	79.21	79.25	79.38	79.60	79.65	79.74	79.82	80.04	80.01	79.99	80.04	80.11	80.45	80.88	81.51	81.67
DISTANZE PROGRESSIVE [m]			0.00	4.26	6.93	9.15	12.25	14.55	16.94	18.98	20.78	22.93	25.05	26.78	28.36	29.78	31.72	32.71	34.27	37.24	39.51	42.71	45.59	48.41	50.86	52.01	52.77	57.07	59.37
DISTANZE PARZIALI [m]			4.26	2.67		3.10													2.97		3.20	2.88	2.82	2.45			4.30		

SEZIONE N° 00103__06

Livellr TR 200 - S2 - H=85.74 m. s.l.m.

SCALA QUOTE 1:500



SCENARIO 2	STATO ATTUALE		SCENARIO 1																																																																																									
			STATO PROGETTATO																																																																																									
			STATO PROGETTATO																																																																																									
			STATO PROGETTATO																																																																																									
			STATO PROGETTATO																																																																																									
PUNTI			1			24			5			6			7			8			9			10			11			12			13			14			15			16			17			18			19			20			21			22			23			24			25			26			27			28			29			30			31			32		
QUOTE [m s.l.m.]			88.84			97.38			78.71			78.56			78.42			78.36			78.24			78.30			78.34			78.42			78.35			78.45			78.48			78.82			78.92			78.65			78.68			78.73			79.25			79.53			79.81			80.25			79.59			80.12			80.05			80.41			80.62			81.14			81.29			84.51		
DISTANZE PROGRESSIVE [m]			0.00			4.55			6.55			8.50			10.42			12.79			15.29			17.55			19.86			21.56			23.35			23.41			25.66			27.52			30.18			32.93			35.83			37.86			40.24			43.18			46.95			47.82			50.69			52.94			54.62			57.96			57.96			59.64								
DISTANZE PARZIALI [m]			4.55												2.50																		2.66			2.75			2.90						2.94			3.77			2.87						2.44																																			
PUNTI			1			24			5			6			7			8			9			10			11			12			13			14			15			16			17			18			19			20			21			22			23			24			25			26			27			28			29			30			31			32		
QUOTE [m s.l.m.]			88.84			97.38			78.71			78.56			78.42			78.36			78.24			78.30			78.34			78.42			78.35			78.45			78.48			78.82			78.92			78.65			78.68			78.73			79.25			79.53			79.81			80.25			79.59			80.12			80.05			80.41			80.62			81.14			81.29			84.51		
DISTANZE PROGRESSIVE [m]			0.00			4.55			6.55			8.50			10.42			12.79			15.29			17.55			19.86			21.56			23.35			23.41			25.66			27.52			30.18			32.93			35.83			37.86			40.24			43.18			46.95			47.82			50.69			52.94			54.62			57.96			57.96			59.64								
DISTANZE PARZIALI [m]			4.55												2.50																					2.66			2.75			2.90						2.94			3.77			2.87						2.44																																

SEZIONE N° 00093PA06

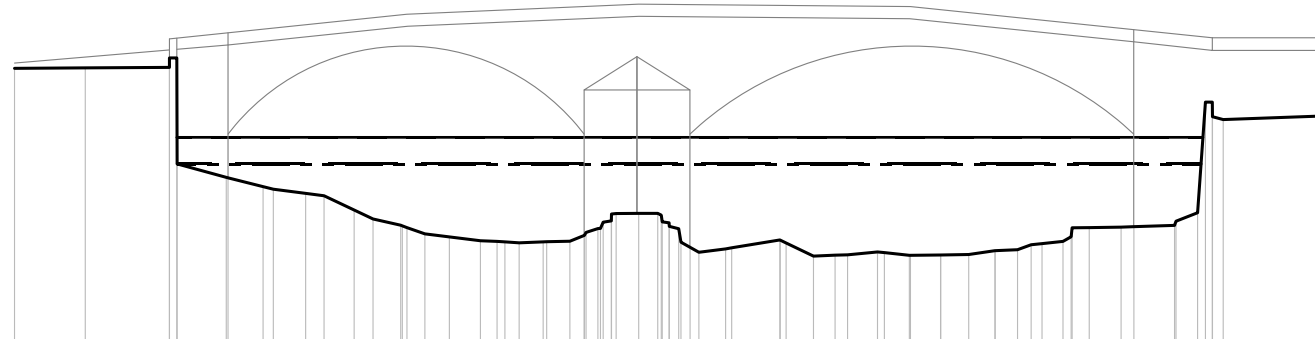
Live|| TR 200 - A - H=85.44 m. s.l.m.

Livello TR 30 - S2 - H=83.70 m. s.l.m.

Livello TR 200 - S2 - H=85.45 m. s.l.m.

SCALA DISTANZE 1:500

SCALA QUOTE 1:500

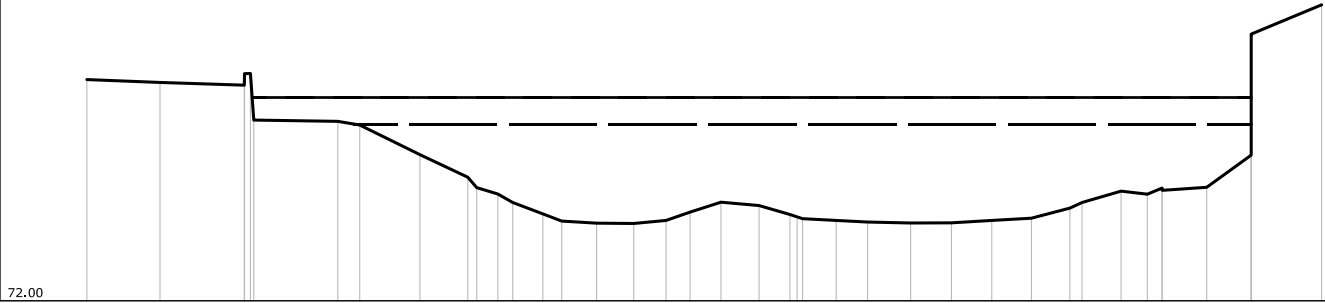
[illegible]

STATO SOVRAPPOSTO
SEZIONE N° 00093PD06
SEZIONE N° 00093PD06

Livelli TR 30 - A - H=83.69 m. s.l.m.
Livelli TR 200 - A - H=85.43 m. s.l.m.
Livelli TR 30 - S2 - H=83.69 m. s.l.m.
Livelli TR 200 - S2 - H=85.44 m. s.l.m.

SCALA DISTANZE 1:500
SCALA QUOTE 1:500

72.00



STATO ATTUALE	PUNTI		1	2	36	7	8	9	10	1213	1415	16	17	18	19	20	21	2224	25	26	27	28	29	30	3132	33	3435	37	38	40	
	QUOTE [m s.l.m.]		86.63	86.44	86.26 83.95	83.87	83.62	81.67	80.17	79.06 78.50	77.75	77.27	77.14	77.11	77.31	77.87	78.52	78.30	77.71 77.43	77.32	77.21	77.15	77.16	77.31	77.46	78.13 78.50	79.25	79.05 79.45	79.51	81.63	91.57
	DISTANZE PROGRESSIVE [m]		0.00	4.84	10.41 11.04	16.60	18.05	22.02	25.19	27.18 28.16	30.15	31.40	33.71	36.16	38.30	39.89	41.93	44.45	46.49 47.33	49.55	51.63	54.47	57.17	59.84	62.47	65.01 65.81	68.39	70.13 71.10	74.06	77.00	81.65
	DISTANZE PARZIALI [m]			4.84	5.57	5.56	3.97	3.17					2.45				2.52				2.84	2.70	2.67	2.63	2.54	2.58		2.95	2.94	4.65	

SCENARIO 2	PUNTI		1	2	36	7	8	9	10	1213	1415	16	17	18	19	20	21	2224	25	26	27	28	29	30	3132	33	3435	37	38	40	
	QUOTE [m s.l.m.]		86.63	86.44	86.26 83.95	83.87	83.62	81.67	80.17	79.06 78.50	77.75	77.27	77.14	77.11	77.31	77.87	78.52	78.30	77.71 77.43	77.32	77.21	77.15	77.16	77.31	77.46	78.13 78.50	79.25	79.05 79.45	79.51	81.63	91.57
	DISTANZE PROGRESSIVE [m]		0.00	4.84	10.41 11.04	16.60	18.05	22.02	25.19	27.18 28.16	30.15	31.40	33.71	36.16	38.30	39.89	41.93	44.45	46.49 47.33	49.55	51.63	54.47	57.17	59.84	62.47	65.01 65.81	68.39	70.13 71.10	74.06	77.00	81.65
	DISTANZE PARZIALI [m]			4.84	5.57	5.56	3.97	3.17					2.45				2.52				2.84	2.70	2.67	2.63	2.54	2.58		2.95	2.94	4.65	

STATO SOVRAPPOSTO

SEZIONE N° 00090__06

SEZIONE N° 00090__06

Livelli TR 30 - A - H=83.82 m. s.l.m.

Livelli TR 200 - A - H=85.70 m. s.l.m.

Livelli TR 30 - S2 - H=83.83 m. s.l.m.

Livelli TR 200 - S2 - H=85.72 m. s.l.m.

SCALA DISTANZE 1:500

SCALA QUOTE 1:500

72.00

STATO ATTUALE

PUNTI	1	2	4	5	6	7	8	9	10	11	12	13	14	15	16	17	18	19	20	22	23	24	25	26	27	28	29	30	31	33	35
QUOTE [m s.l.m.]	91.64	90.03	82.18	81.60	80.70	78.82	78.97	78.52	78.43	78.54	78.86	79.06	79.30	79.32	79.30	79.29	78.45	78.26	78.13	78.09	77.49	77.33	77.14	77.10	77.34	78.03	78.45	78.96	79.21	81.28	89.89
DISTANZE PROGRESSIVE [m]	0.00	4.50	5.74	7.90	11.04	15.50	17.06	17.84	19.88	22.12	24.37	25.49	26.66	28.46	30.24	32.13	33.36	36.27	38.47	40.64	43.75	46.97	49.32	51.94	54.48	56.99	59.13	60.04	60.97	64.78	69.29
DISTANZE PARZIALI [m]		4.50		3.14	4.46												2.91			3.11	3.22		2.62	2.54	2.51				3.80	4.51	

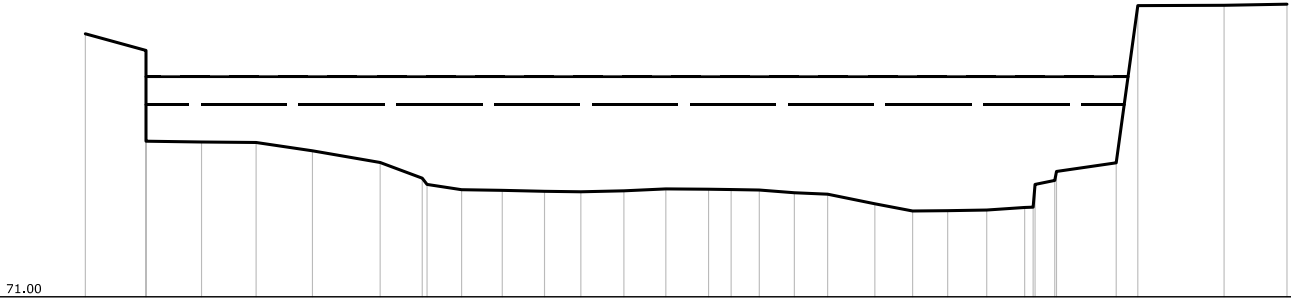
PUNTI	1	2	4	5	6	7	8	9	10	11	12	13	14	15	16	17	18	19	20	22	23	24	25	26	27	28	29	30	31	33	35
QUOTE [m s.l.m.]	91.64	90.03	82.18	81.60	80.70	78.82	78.97	78.52	78.43	78.54	78.86	79.06	79.30	79.32	79.30	79.29	78.45	78.26	78.13	78.09	77.49	77.33	77.14	77.10	77.34	78.03	78.45	78.96	79.21	81.28	89.89
DISTANZE PROGRESSIVE [m]	0.00	4.50	5.74	7.90	11.04	15.50	17.06	17.84	19.88	22.12	24.37	25.49	26.66	28.46	30.24	32.13	33.36	36.27	38.47	40.64	43.75	46.97	49.32	51.94	54.48	56.99	59.13	60.04	60.97	64.78	69.29
DISTANZE PARZIALI [m]		4.50		3.14	4.46												2.91			3.11	3.22		2.62	2.54	2.51				3.80	4.51	

STATO SOVRAPPOSTO
SEZIONE N° 00081__06
SEZIONE N° 00081__06

Livell^{II} TR 30 - A - H=83.70 m. s.l.m.
Livell^{II} TR 200 - A - H=85.54 m. s.l.m.
Livell^{II} TR 30 - S2 - H=83.70 m. s.l.m.
Livell^{II} TR 200 - S2 - H=85.56 m. s.l.m.

SCALA DISTANZE 1:500
SCALA QUOTE 1:500

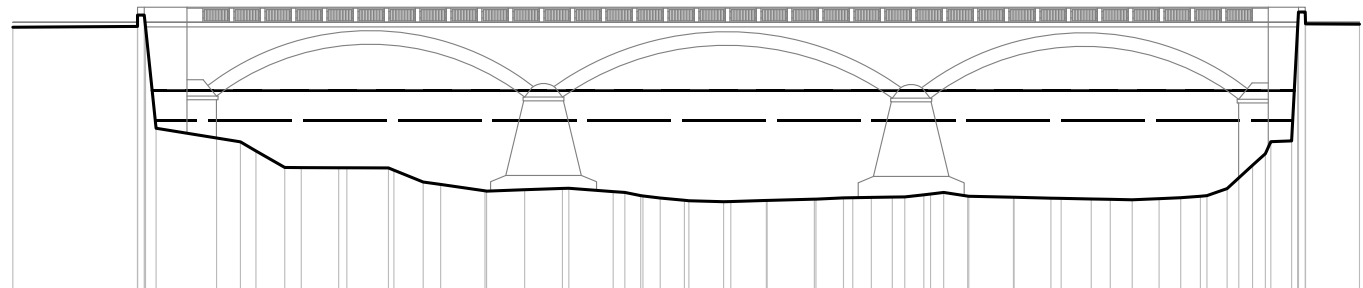
71.00



STATO ATTUALE	PUNTI	1	2	4	5	6	7	8	10	11	12	13	14	15	16	17	18	19	20	21	22	23	24	27	28	30	31	32	33		
	QUOTE [m s.l.m.]	88.39	87.29	81.24	81.20	80.65	79.88	78.85	78.08	78.04	77.98	77.94	78.01	78.14	78.11	78.09	78.06	77.88	77.79	77.15	76.67	76.70	76.74	76.91	78.43	78.70	79.86	90.25	90.28	90.35	
	DISTANZE PROGRESSIVE [m]	0.00	4.01	7.68	11.29	15.02	19.50	22.28	24.88	27.57	30.36	32.77	35.61	38.39	41.21	42.71	44.57	46.89	49.09	52.21	54.71	57.03	59.61	62.12	62.81	64.11	68.17	69.60	75.30	79.46	
	DISTANZE PARZIALI [m]		4.01	3.67	3.61	3.73	4.48	2.78		2.69	2.79	2.41	2.84	2.78	2.82					3.12	2.50		2.58	2.51			3.95		5.70	4.16	
SCENARIO 2	PUNTI	1	2	4	5	6	7	8	10	11	12	13	14	15	16	17	18	19	20	21	22	23	24	27	28	30	31	32	33		
	QUOTE [m s.l.m.]	88.39	87.29	81.24	81.20	80.65	79.88	78.85	78.08	78.04	77.98	77.94	78.01	78.14	78.11	78.09	78.06	77.88	77.79	77.15	76.67	76.70	76.74	76.91	78.43	78.70	79.86	90.25	90.28	90.35	
	DISTANZE PROGRESSIVE [m]	0.00	4.01	7.68	11.29	15.02	19.50	22.28	24.88	27.57	30.36	32.77	35.61	38.39	41.21	42.71	44.57	46.89	49.09	52.21	54.71	57.03	59.61	62.12	62.81	64.11	68.17	69.60	75.30	79.46	
	DISTANZE PARZIALI [m]		4.01	3.67	3.61	3.73	4.48	2.78		2.69	2.79	2.41	2.84	2.78	2.82					3.12	2.50		2.58	2.51			3.95		5.70	4.16	

SEZIONE N° 00060PA06

SCALA QUOTE 1:500

[illegible]

STATO SOVRAPPOSTO
SEZIONE N° 00060PD06
SEZIONE N° 00060PD06

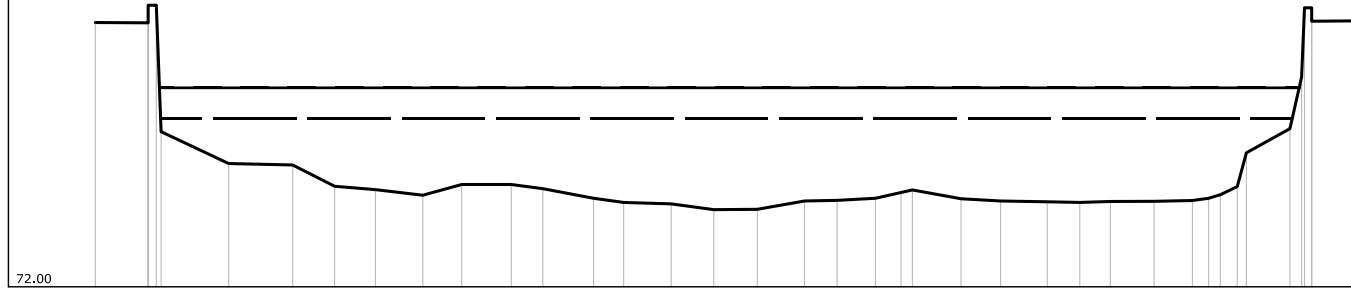
Livelli TR 30 - A - H=83.16 m. s.l.m.

Uve|| TR 200 - A - H=85.15 m. s.l.m.

Uve|| TR 30 - S2 - H=83.16 m. s.l.m.

Livelli TR 200 - S2 - H=85.16 m. s.l.m.

SCALA DISTANZE 1:500
SCALA QUOTE 1:500



STATO ATTUALE	
PUNTI	1256940
QUOTE [m s.l.m.]	89.4889.4582.6680.1580.0678.6578.4378.0678.7778.7678.4977.8677.5877.4877.1077.1277.6877.7277.8678.2478.4177.8277.6777.6277.5877.6477.6577.7177.8678.0978.6380.8682.4685.6790.4589.58
DISTANZE PROGRESSIVE [m]	0.003.494.358.8113.0515.8218.5221.6524.2227.5029.5932.9534.9438.0840.8943.7746.8949.0551.5853.2854.0357.2459.8662.9565.1067.1270.0172.5573.6274.3975.5176.1178.9979.7780.4383.17
DISTANZE PARZIALI [m]	3.494.464.242.772.703.132.573.283.363.142.812.883.122.533.212.623.092.892.542.882.74
SCENARIO 2	
PUNTI	1256940
QUOTE [m s.l.m.]	89.4889.4582.6680.1580.0678.6578.4378.0678.7778.7678.4977.8677.5877.4877.1077.1277.6877.7277.8678.2478.4177.8277.6777.6277.5877.6477.6577.7177.8678.0978.6380.8682.4685.6790.4589.58
DISTANZE PROGRESSIVE [m]	0.003.494.358.8113.0515.8218.5221.6524.2227.5029.5932.9534.9438.0840.8943.7746.8949.0551.5853.2854.0357.2459.8662.9565.1067.1270.0172.5573.6274.3975.5176.1178.9979.7780.4383.17
DISTANZE PARZIALI [m]	3.494.464.242.772.703.132.573.283.363.142.812.883.122.533.212.623.092.892.542.882.74

STATO SOVRAPPOSTO

SEZIONE N° 00050__06

SEZIONE N° 00050__06

Livello TR 30 - A - H=83.03 m. s.l.m.

Livello TR 200 - A - H=85.14 m. s.l.m.

Livello TR 30 - S2 - H=83.03 m. s.l.m.

Livello TR 200 - S2 - H=85.15 m. s.l.m.

SCALA DISTANZE 1:500

SCALA QUOTE 1:500

70.00

STATO ATTUALE

SCENARIO 2

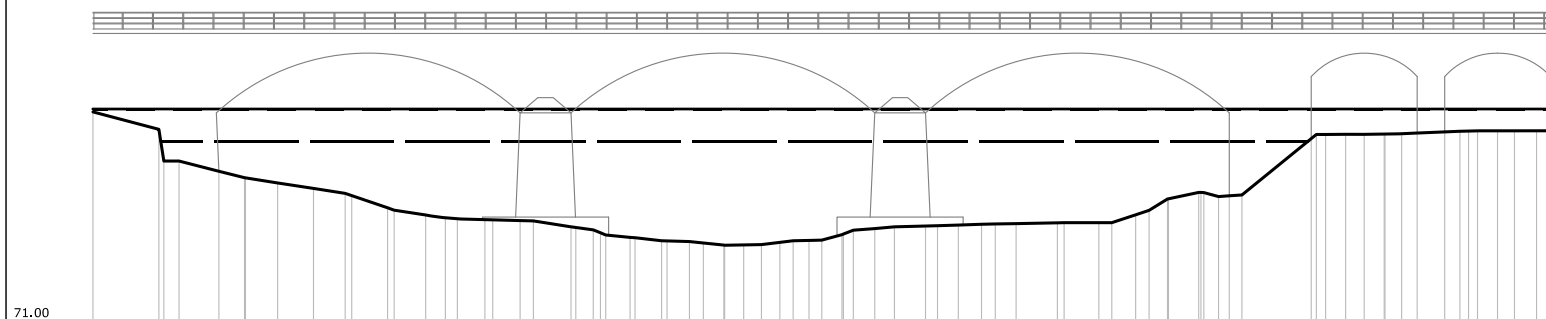
PUNTI	1	2	3	4	5	6	7	8	9	10	11	12	13	14	15	16	17	18	19	20	21	22	23	24	25		27	28	29	30	32	33	37	38	39	40												
QUOTE [m s.l.m.]	80.38		80.43	79.56		79.33		78.92		78.61		77.46		77.10		76.53	76.32	75.91	75.87	75.95		76.07		76.04	76.04	76.05	76.08	76.01	75.94	75.99	76.31	76.37	77.00	77.22		78.12	78.43	78.59	81.51	81.84	81.96	81.96	81.99		82.00		82.02	
DISTANZE PROGRESSIVE [m]	0.00		4.95	6.84		12.14		17.63		21.44		25.65		28.73		31.62	32.28	34.78	37.35	39.63		41.77		43.75	44.69	45.64	47.94	50.30	52.94	55.02	57.11	59.31	62.23	66.02		71.24	72.66	75.14	78.67	79.68	81.59	84.40	89.92		95.27		101.25	
DISTANZE PARZIALI [m]		4.95		5.30		5.49		3.81		4.21		3.08	2.89		2.50	2.57												2.64					2.92	3.79		4.94		2.48	3.53			2.49	5.52		5.35		5.98	
PUNTI	1	2	3	4	5	6	7	8	9	10	11	12	13	14	15	16	17	18	19	20	21	22	23	24	25		27	28	29	30	32	33	37	38	39	40												
QUOTE [m s.l.m.]	80.38		80.43	79.56		79.33		78.92		78.61		77.46		77.10		76.53	76.32	75.91	75.87	75.95		76.07		76.04	76.04	76.05	76.08	76.01	75.94	75.99	76.31	76.37	77.00	77.22		78.12	78.43	78.59	81.51	81.84	81.96	81.96	81.99		82.00		82.02	
DISTANZE PROGRESSIVE [m]	0.00		4.95	6.84		12.14		17.63		21.44		25.65		28.73		31.62	32.28	34.78	37.35	39.63		41.77		43.75	44.69	45.64	47.94	50.30	52.94	55.02	57.11	59.31	62.23	66.02		71.24	72.66	75.14	78.67	79.68	81.59	84.40	89.92		95.27		101.25	
DISTANZE PARZIALI [m]		4.95		5.30		5.49		3.81		4.21		3.08	2.89		2.50	2.57												2.64					2.92	3.79		4.94		2.48	3.53			2.49	5.52		5.35		5.98	

SEZIONE N° 00040PA06

LiveIII TR 200 - A - H=85.00 m. s.l.m.

Livelli TR 200 - S2 - H=85.00 m. s.l.m.

SCALA QUOTE 1:500

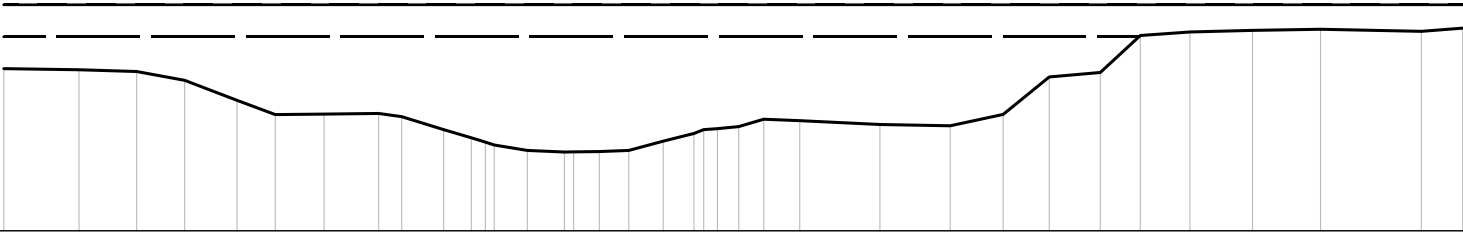
[illegible]

STATO SOVRAPPOSTO
SEZIONE N° 00040PD06
SEZIONE N° 00040PD06

Livello TR 30 - A - H=82.83 m. s.l.m.
Livello TR 200 - A - H=84.95 m. s.l.m.
Livello TR 30 - S2 - H=82.83 m. s.l.m.
Livello TR 200 - S2 - H=84.95 m. s.l.m.

SCALA DISTANZE 1:500
SCALA QUOTE 1:500

70.00



STATO ATTUALE

SCENARIO 2

PUNTI	1	2	3	4	5	6	7	8	9	10	11	12	14	15	16	17	18	19	20	21	22	23	24	25	26	27	28	29	30	31	32	33	34	35	36
QUOTE [m s.l.m.]	80.72	80.65	80.53	79.95	78.63	77.69	77.72	77.76	77.55	76.69	76.15	75.87	75.32	75.21	75.22	75.24	75.32	75.93	76.44	76.69	76.75	76.89	77.38	77.28	77.03	76.94	77.70	80.17	80.47	82.91	83.15	83.25	83.33	83.19	83.40
DISTANZE PROGRESSIVE [m]	0.00	4.98	8.79	11.96	15.42	17.95	21.18	24.79	26.31	29.08	30.92	31.85	34.62	37.08	37.88	39.38	41.33	43.61	45.64	46.28	47.19	48.60	50.25	52.63	57.94	62.58	66.09	69.14	72.51	75.16	78.44	82.58	87.08	93.74	96.47
DISTANZE PARZIALI [m]	4.98	3.81	3.17	3.46	2.53	3.23	3.61	2.77					2.46											5.31	4.64	3.51	3.05	3.37	2.65	3.28	4.14	4.50	6.66	2.73	

PUNTI	1	2	3	4	5	6	7	8	9	10	11	12	14	15	16	17	18	19	20	21	22	23	24	25	26	27	28	29	30	31	32	33	34	35	36
QUOTE [m s.l.m.]	80.72	80.65	80.53	79.95	78.63	77.69	77.72	77.76	77.55	76.69	76.15	75.87	75.32	75.21	75.22	75.24	75.32	75.93	76.44	76.69	76.75	76.89	77.38	77.28	77.03	76.94	77.70	80.17	80.47	82.91	83.15	83.25	83.33	83.19	83.40
DISTANZE PROGRESSIVE [m]	0.00	4.98	8.79	11.96	15.42	17.95	21.18	24.79	26.31	29.08	30.92	31.85	34.62	37.08	37.88	39.38	41.33	43.61	45.64	46.28	47.19	48.60	50.25	52.63	57.94	62.58	66.09	69.14	72.51	75.16	78.44	82.58	87.08	93.74	96.47
DISTANZE PARZIALI [m]	4.98	3.81	3.17	3.46	2.53	3.23	3.61	2.77					2.46											5.31	4.64	3.51	3.05	3.37	2.65	3.28	4.14	4.50	6.66	2.73	

STATO SOVRAPPOSTO
SEZIONE N° 00029__06
SEZIONE N° 00029__06

Livelli TR 30 - A - H=82.67 m. s.l.m.

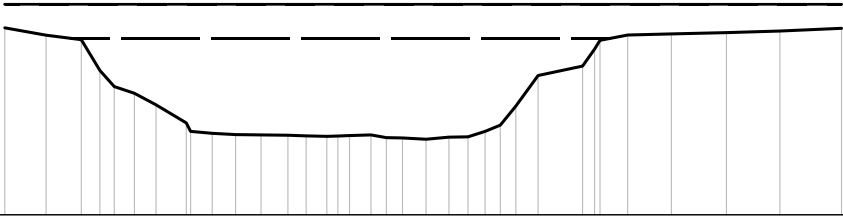
Livelli TR 200 - A - H=84.92 m. s.l.m.

Livelli TR 30 - S2 - H=82.67 m. s.l.m.

Livelli TR 200 - S2 - H=84.92 m. s.l.m.

SCALA DISTANZE 1:1000
SCALA QUOTE 1:500

71.00

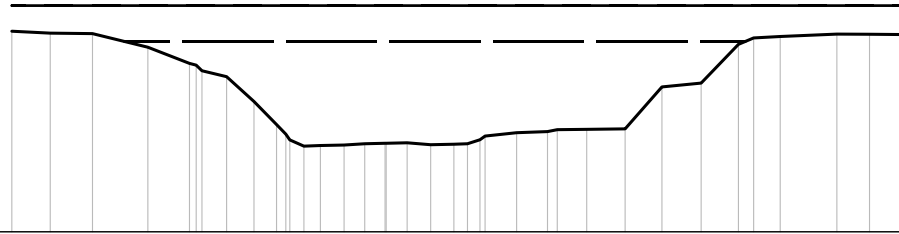


STATO ATTUALE	PUNTI																																		
	1	2	3	4	5	6	7	8	10	11	12	13	14	15	16	17	18	19	20	21	22	23	24	25	26	27	28	29	31	32	33	34	35		
	QUOTE [m s.l.m.]	83.36	82.88	82.58	80.55	79.48	79.03	78.27	77.08	76.39	76.30	76.28	76.26	76.22	76.19	76.21	76.24	76.28	76.10	76.08	76.00	76.13	76.16	76.52	76.93	78.19	80.21	80.83	81.96	82.89	82.96	83.05	83.15	83.33	
	DISTANZE PROGRESSIVE [m]	0.00	5.45	10.12	12.57	14.47	17.14	19.99	24.00	27.43	30.53	33.89	37.45	39.85	42.58	44.05	45.60	48.42	50.46	52.59	55.71	58.74	61.25	63.53	65.53	67.58	70.52	76.42	77.99	82.39	88.16	95.45	102.52	110.65	
	DISTANZE PARZIALI [m]	5.45																									5.90			5.77	7.29	7.07	8.13		
SCENARIO 2	PUNTI																																		
	1	2	3	4	5	6	7	8	10	11	12	13	14	15	16	17	18	19	20	21	22	23	24	25	26	27	28	29	31	32	33	34	35		
	QUOTE [m s.l.m.]	83.36	82.88	82.58	80.55	79.48	79.03	78.27	77.08	76.39	76.30	76.28	76.26	76.22	76.19	76.21	76.24	76.28	76.10	76.08	76.00	76.13	76.16	76.52	76.93	78.19	80.21	80.83	81.96	82.89	82.96	83.05	83.15	83.33	
	DISTANZE PROGRESSIVE [m]	0.00	5.45	10.12	12.57	14.47	17.14	19.99	24.00	27.43	30.53	33.89	37.45	39.85	42.58	44.05	45.60	48.42	50.46	52.59	55.71	58.74	61.25	63.53	65.53	67.58	70.52	76.42	77.99	82.39	88.16	95.45	102.52	110.65	
	DISTANZE PARZIALI [m]	5.45																									5.90			5.77	7.29	7.07	8.13		

SEZIONE N° 00019__06

Livelli TR 200 - S2 - H=84.96 m. s.l.m.

SCALA QUOTE 1:500



SCENARIO 2	STATO ATTUALE	Scenario 2 - Stato Attuale																																				
		Scenario 2 - Stato Attuale																																				
		Scenario 2 - Stato Attuale																																				
		Scenario 2 - Stato Attuale																																				
		Scenario 2 - Stato Attuale																																				
PUNTI		1	2	3	4	5	7	8	9	10	13	14	15	16	17	19	20	21	22	23	25	26	27	28	29	30	31	32	33	34	35	36	37					
QUOTE [m s.l.m.]		83.26	83.14	83.11	82.21	81.14	80.65	80.26	78.62	78.09	76.96	75.74	75.82	75.85	75.89	75.76	76.55	76.63	76.78	76.81	79.58	79.83	82.40	82.82	82.91	83.07	83.06	83.04										
DISTANZE PROGRESSIVE [m]		0.00	5.08	10.67	17.99	23.49	25.16	28.41	32.03	35.02	36.24	38.63	40.81	43.94	46.69	49.36	52.28	55.40	58.48	60.57	61.95	66.77	70.96	72.14	76.05	81.12	85.99	91.18	96.10	98.12	101.63	109.13	113.44	118.33				
DISTANZE PARZIALI [m]		5.08	5.59	7.32	5.50	23.49	25.16	28.41	32.03	35.02	36.24	38.63	40.81	43.94	46.69	49.36	52.28	55.40	58.48	60.57	61.95	66.77	70.96	72.14	76.05	81.12	85.99	91.18	96.10	98.12	101.63	109.13	113.44	118.33				
PUNTI		1	2	3	4	5	7	8	9	10	13	14	15	16	17	19	20	21	22	23	25	26	27	28	29	30	31	32	33	34	35	36	37					
QUOTE [m s.l.m.]		83.26	83.14	83.11	82.21	81.14	80.65	80.26	78.62	78.09	76.96	75.74	75.82	75.85	75.89	75.76	76.55	76.63	76.78	76.81	79.58	79.83	82.40	82.82	82.91	83.07	83.06	83.04										
DISTANZE PROGRESSIVE [m]		0.00	5.08	10.67	17.99	23.49	25.16	28.41	32.03	35.02	36.24	38.63	40.81	43.94	46.69	49.36	52.28	55.40	58.48	60.57	61.95	66.77	70.96	72.14	76.05	81.12	85.99	91.18	96.10	98.12	101.63	109.13	113.44	118.33				
DISTANZE PARZIALI [m]		5.08	5.59	7.32	5.50	23.49	25.16	28.41	32.03	35.02	36.24	38.63	40.81	43.94	46.69	49.36	52.28	55.40	58.48	60.57	61.95	66.77	70.96	72.14	76.05	81.12	85.99	91.18	96.10	98.12	101.63	109.13	113.44	118.33				